

How to check the Windows 10 version on the computer

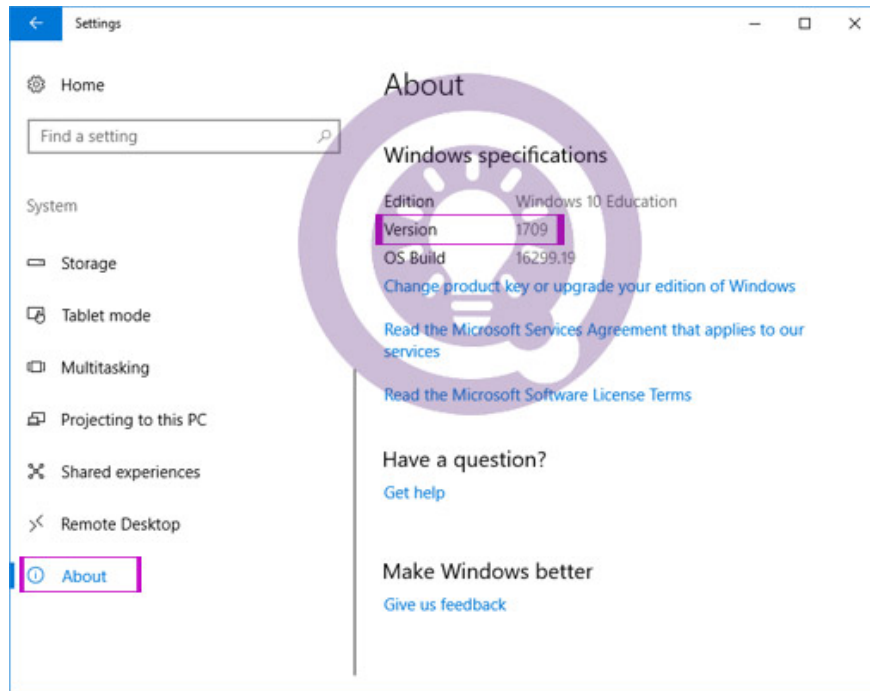
Windows 10 Fall Creators Update has a version number of 1709. It means that if your computer is running Windows with a version number of 1706 or any version smaller than 1709, it has not been updated to Windows 10 Fall Creators Update.

Windows 10 October 2018 is the latest version of Windows 10 to be released by Microsoft on October 2, 2018 . You have installed the latest Windows 10 and are wondering if your computer has been updated to Windows 10 yet, this is how to check Win information.

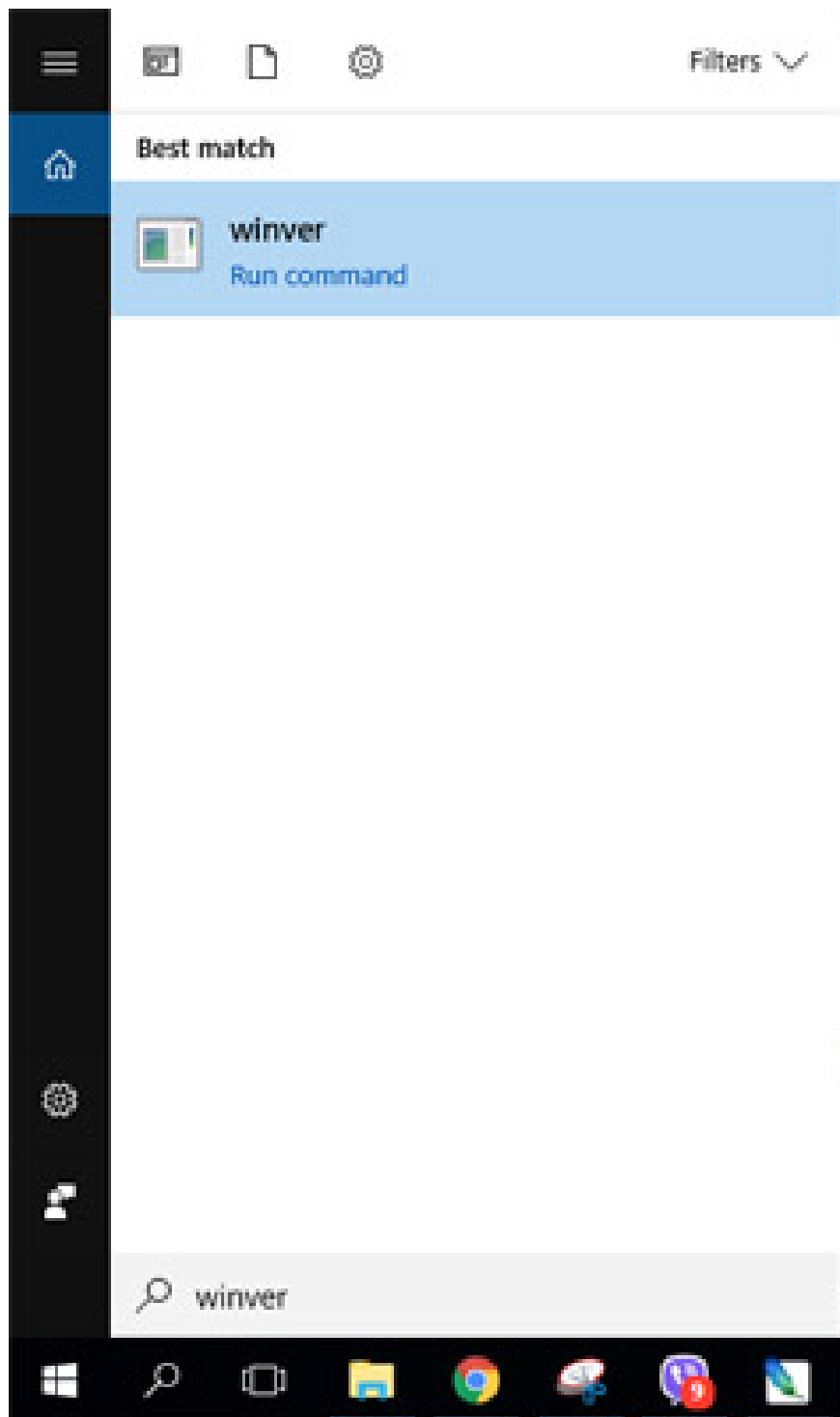
Windows 10 Fall Creators Update has a version number of 1709. It means that if your computer is running Windows with a version number of 1706 or any version smaller than 1709, it has not been updated to Windows 10 Fall Creators Update. Windows 10 October 2018 version has a build number of 1809, if your Win has a smaller build number then you have not updated to the latest Windows version. You can see more about Windows 10 builds with their respective names here.

How to check the Windows 10 version on the machine?

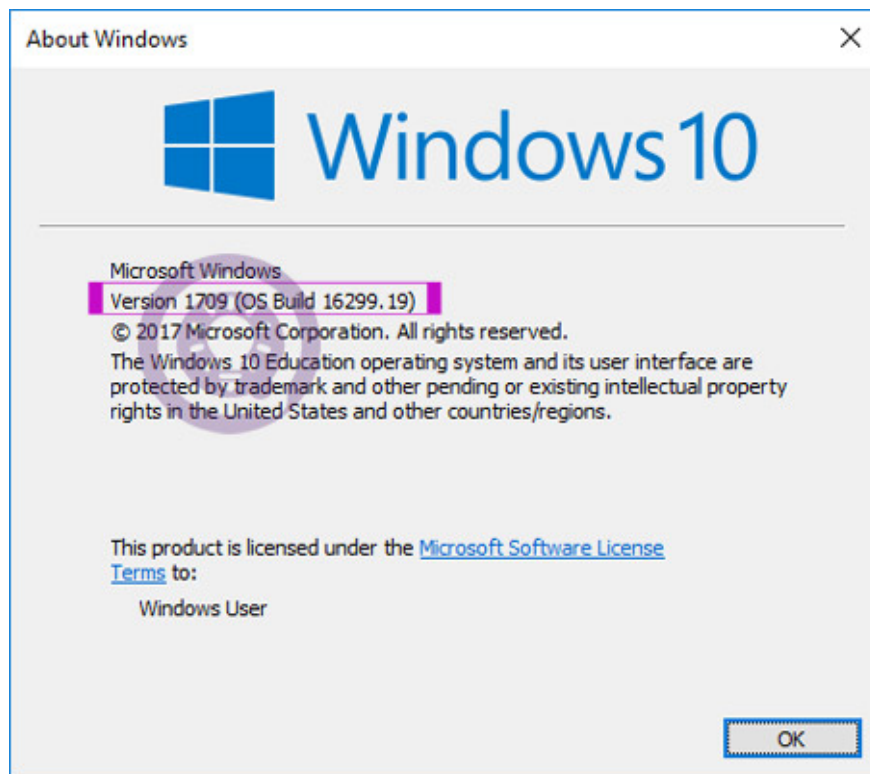
Open **Settings > System > About** . Here you will see Win 10 type (Home, Pro, Enterprise, Education), version number (what you need to see) and OS Build (don't need to worry too much). Notice the Version: 1709 is the standard Windows 10 Fall Creators Update.



Alternatively, enter **winver** in the search bar on Windows 10, press **Enter** . Or open cmd, enter **winver** .



Then, a small window opens, allowing you to see the same information as above.



If the computer is running on a smaller version of 1709, you can follow this guide to update to Windows 10 Fall Creators Update. [How to update Windows 10 Fall Creators Update](#)

If in the process of updating Windows 10 Fall Creators Update error, you refer to how to fix it here: [How to fix Windows 10 update Fall Creators Update](#)

You finished reading the article "**How to check the Windows 10 version on the computer**" edited by the [TipsMake](#) team. We hope this article has provided you with many useful tech tips and tricks. You can search for similar articles on tips and guides. Thank you for reading and for following us regularly.