

How to check the version of Chrome browser, Coc Coc, Firefox is using is how many versions

To check if you have been upgraded to the latest version, you need to check your browser version. Today, the Software Tips will guide you How to check the version of Chrome browser, Coc Coc, Firefox is using is how many version.

Chrome, Coc Coc, Firefox are the most modern browsers on computer devices running the Windows operating system today. With the new updated versions, Chrome, Coc Coc, Firefox support more features and especially much smoother than before. To check if you have been upgraded to the latest version, you need to check your browser version. Today, the Software Tips will guide you How to check the version of Chrome browser, Coc Coc, Firefox is using is how many version.

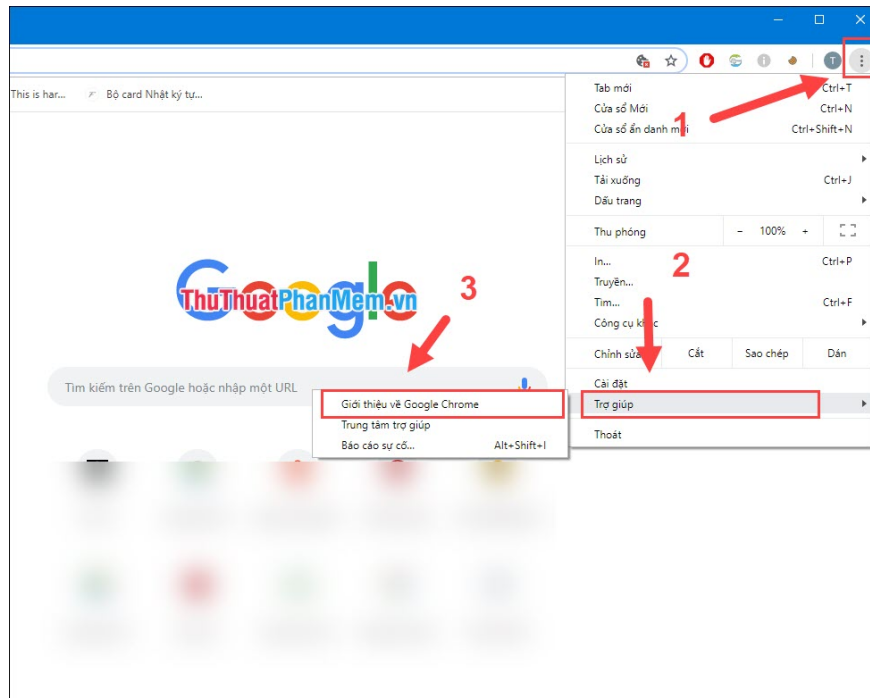


Cách kiểm tra phiên bản trình duyệt Chrome, Cốc Cốc, Firefox đang dùng là bản bao nhiêu

1. Chrome browser

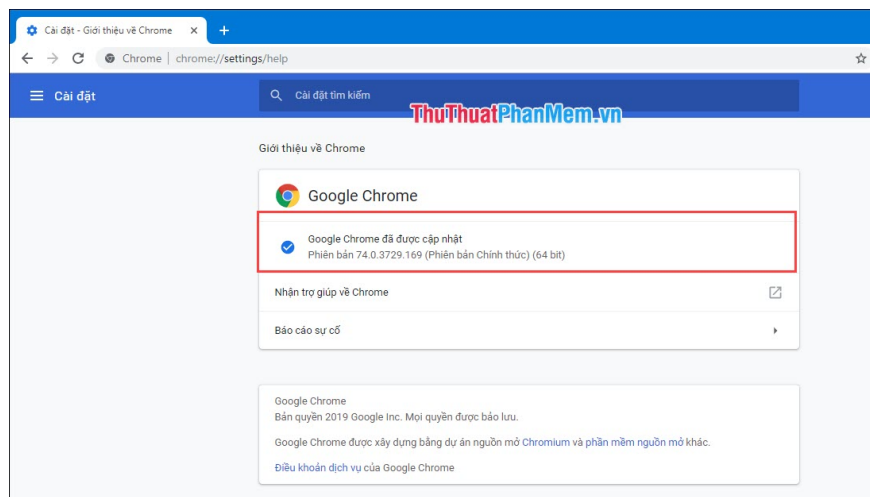
Chrome browser uses Chromium kernel, so the operation is easy and simple to use.

First, select the **three dots** icon to enter Settings, next you select the **Help** section and select **About Google Chrome** .



After that, all information related to the version of Google Chrome will show up here.

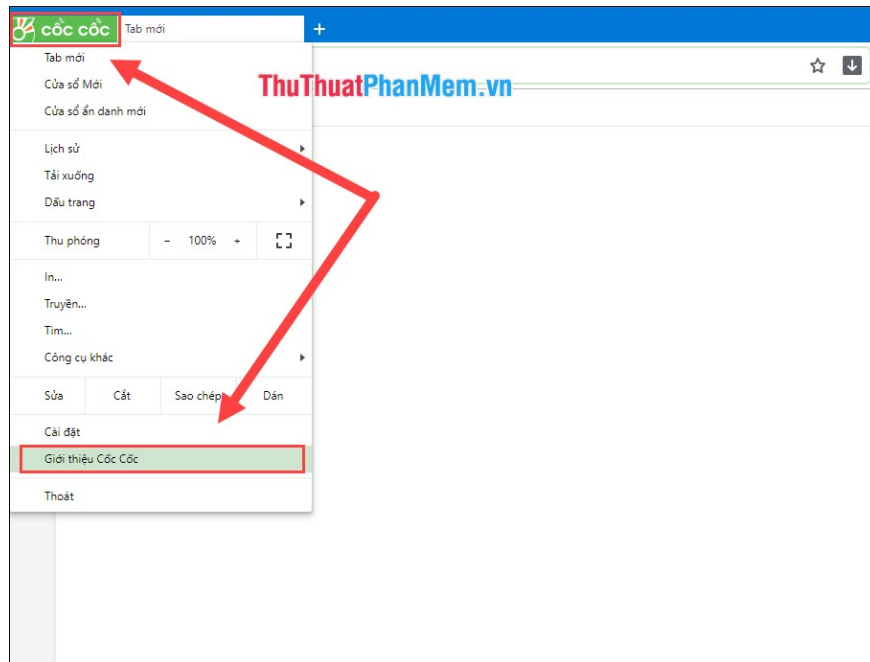
If you follow the Blue tick section, you have been updated to the latest version of the manufacturer. If this is a gray tick, the system will automatically update for you.



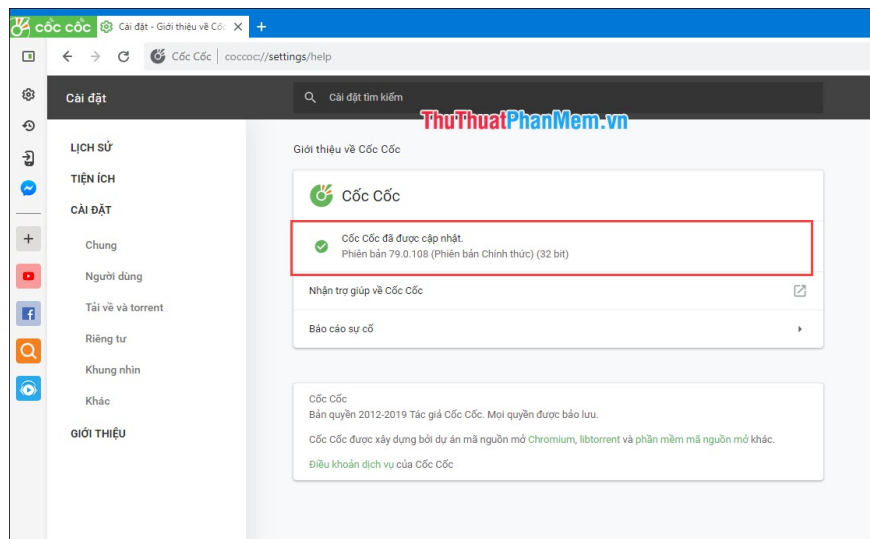
2. C?c C?c browser

For Coc Coc you perform the following operations:

Click on **the Coc Coc icon** on the Taskbar and choose **About Coc Coc**.



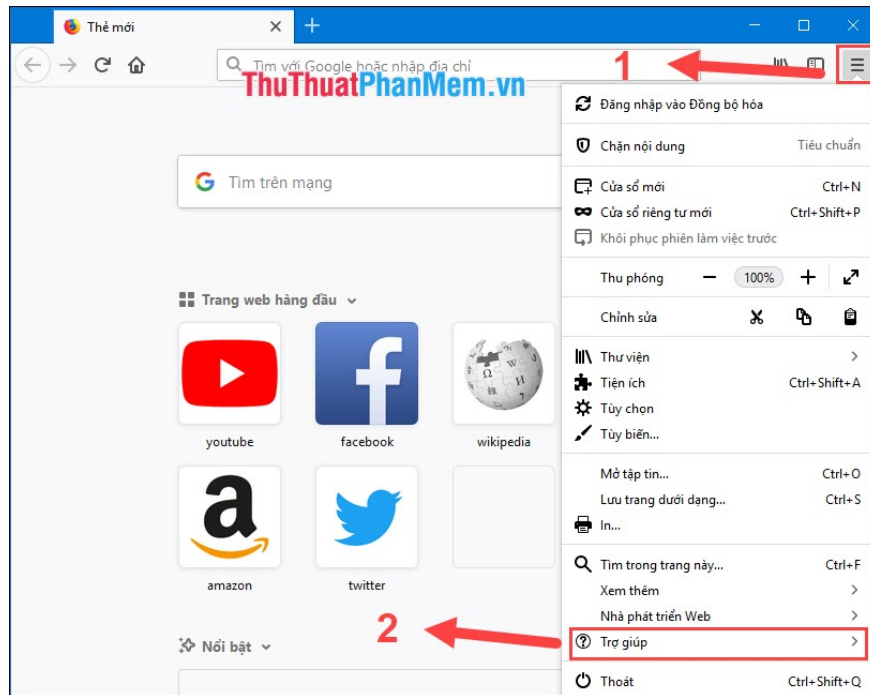
Here will display all information related to Coc Coc version. Coc Coc is developed on the same Chromium kernel as Chrome so the interface is the same and is automatically updated to new versions to help users have the best experience.



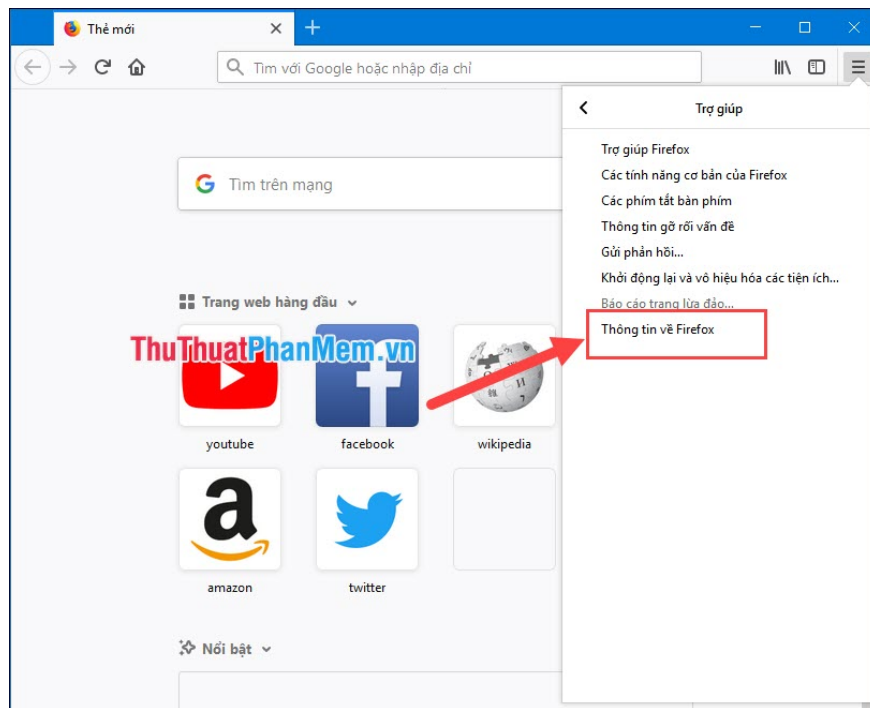
The green tick means that Coc Coc has been updated to the latest version.

3. Firefox browser

Step 1: You access the **Options** icon (**Three dashes**) and select the **Help** section .



Step 2: Next, select **Information about FireFox** .



This will display information related to the version of FireFox Quantum. In addition, Firefox also displays that your version has been updated or not.



Thus, the software tips have guided you on *how to check the version of Chrome browser, Coc Coc, Firefox fastest and most accurately* . Good luck!

You finished reading the article "**How to check the version of Chrome browser, Coc Coc, Firefox is using is how many versions**" edited by the [TipsMake](#) team. We hope this article has provided you with many useful tech tips and tricks. You can search for similar articles on tips and guides. Thank you for reading and for following us regularly.