

# How to check the serial number of AirPods Pro

The serial number on AirPods Pro is essential for device warranty.

With Apple devices or other mobile devices, the serial number is necessary to guarantee the device as well as perform many other utilities and procedures. AirPods Pro is an improved version of AirPods Pro with a lot of utilities that the device brings to the user, such as IPX4 waterproof, noise-proof soundproofing.

And with AirPods Pro, the serial number is also very important to meet the special basic requirements in the device warranty. Normally, iPhones and iPads have serial numbers printed on the back of the device, but with AirPods Pro changed the location of the serial numbers. So how to find the serial number on AirPods Pro.

1. How to check the warranty of Apple devices
2. Common AirPods errors and how to fix them
3. How to control the Transparency feature on AirPods Pro
4. How to connect 2 AirPods to iPhone to share music

## Instructions for finding the AirPods Pro serial number

### Method 1: Find the AirPods Pro serial number in the charging box

Apple has changed the location to print the serial number with AirPods Pro that's in the charging box. We open the lid and we will see the serial number printed on the left side of the lid.

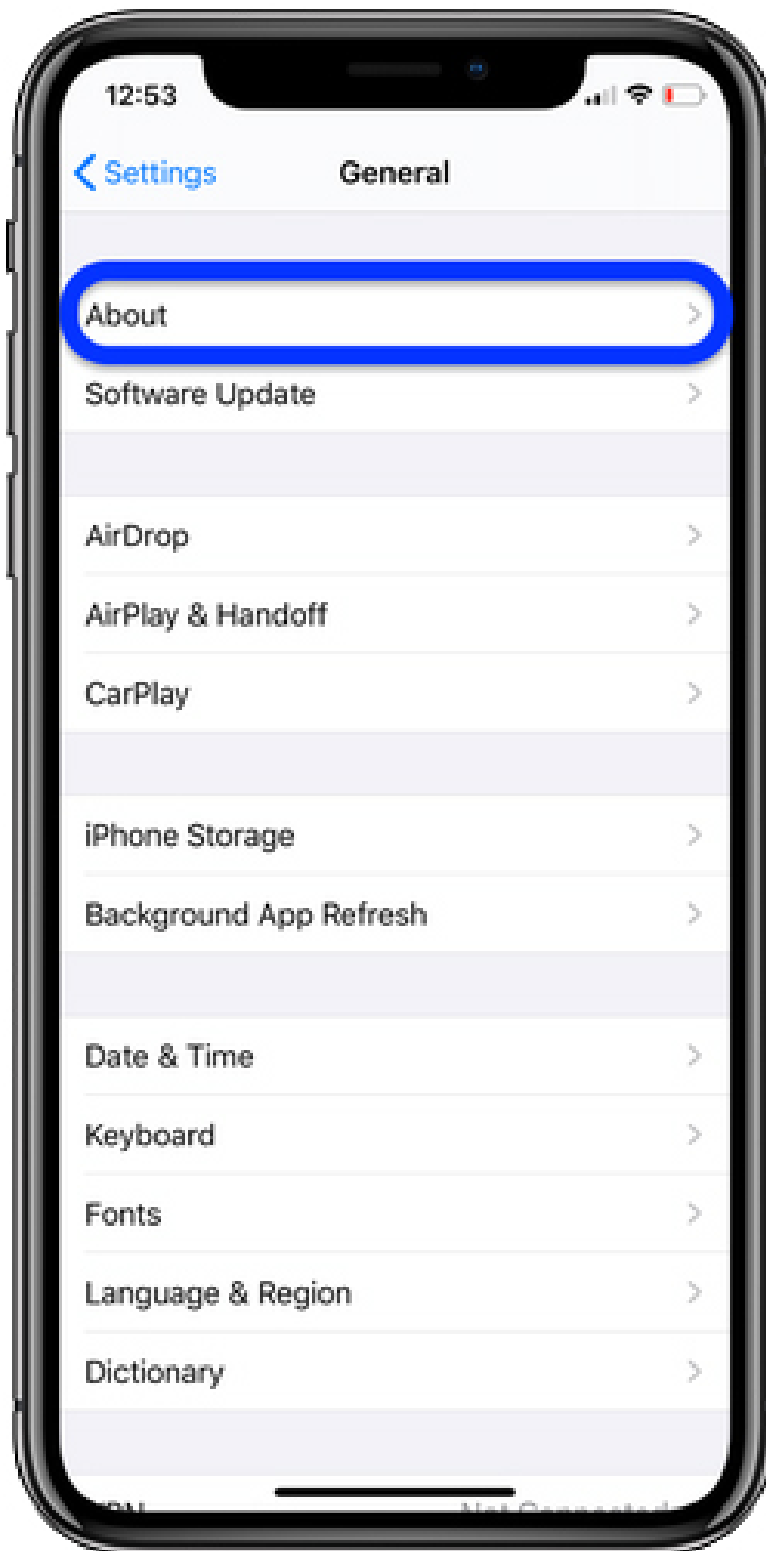
The serial number on the AirPods Pro case also has a serial number, so if you do not hold the AirPods Pro.

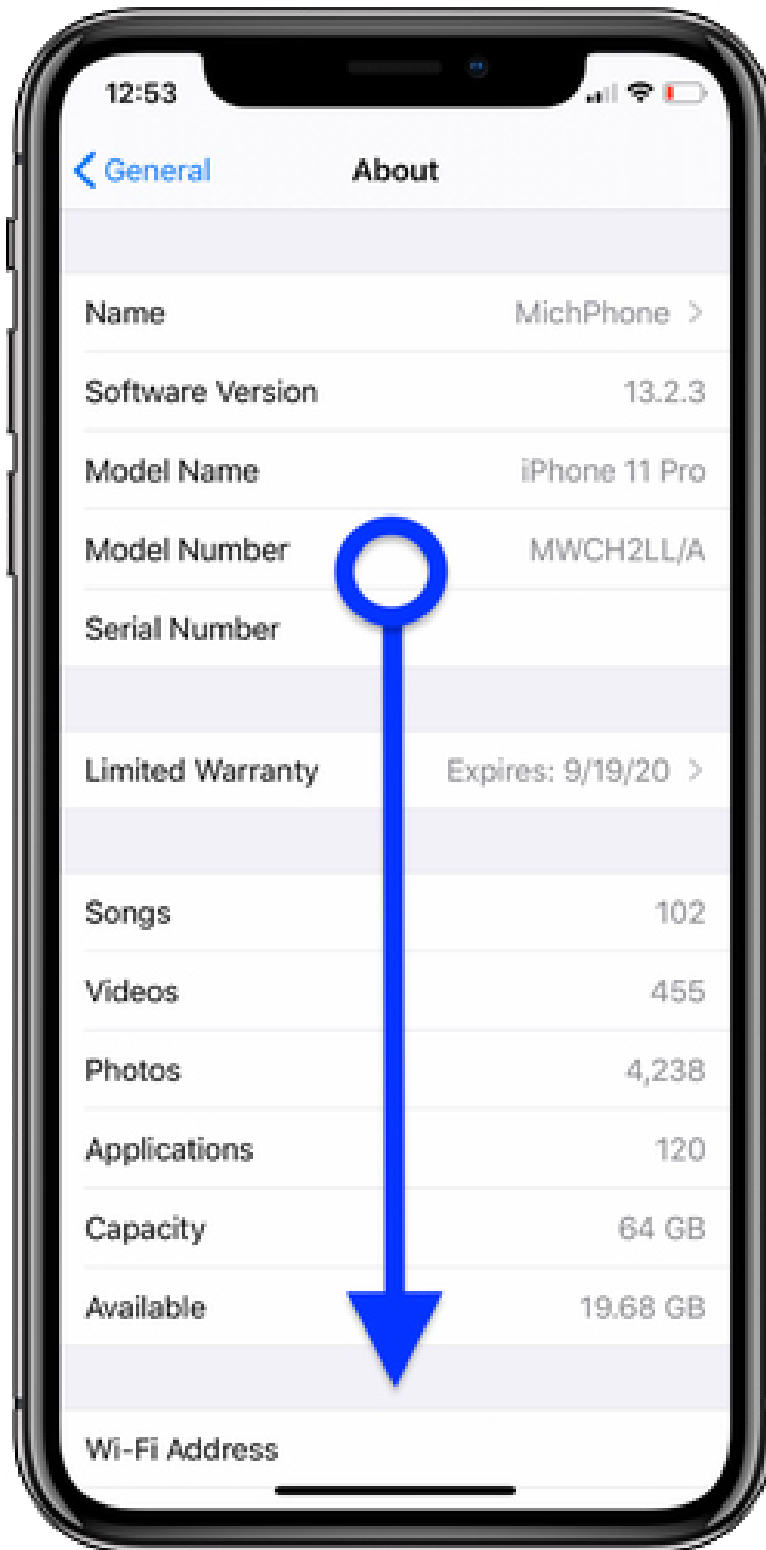


### **Method 2: Find the AirPods Pro serial number in iPhone**

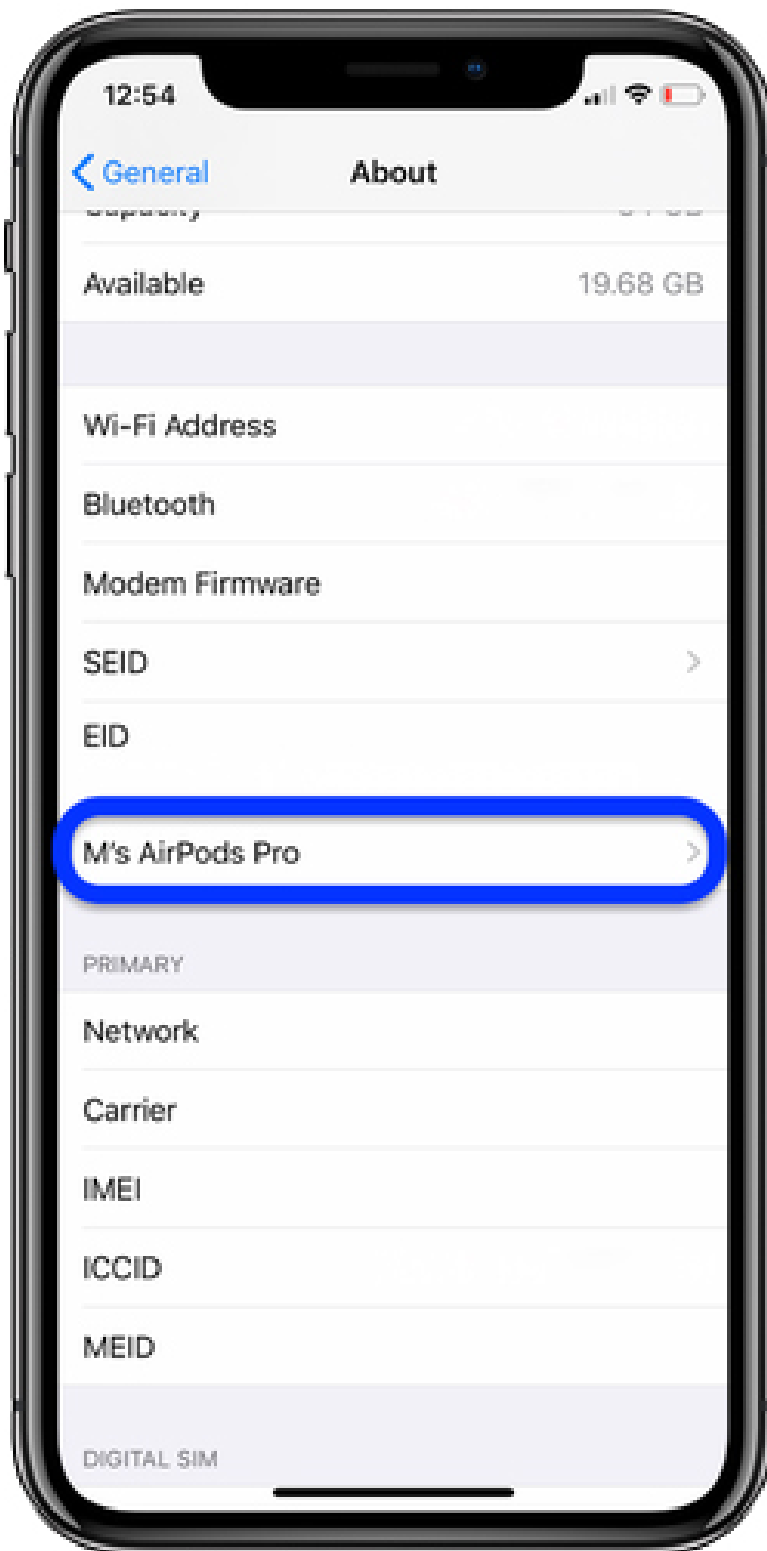
In case the serial number in the AirPods Pro box is blurred or not visible, we can connect AirPods Pro to the iPhone to find the serial number.

First, **connect AirPods Pro to your iPhone** and then go to **Settings** , select **General> About** . Scroll down the screen to see **AirPods Pro name is connected** to iPhone and is working.





We just need to click on the name of AirPods Pro and click on the **Serial Number** line to see the serial number of AirPods Pro.



12:54

< General

About

Available

19.68 GB

Wi-Fi Address

Bluetooth

Modem Firmware

SEID



EID

M's AirPods Pro



PRIMARY

Network

Carrier

IMEI

ICCID

MEID

DIGITAL SIM



AirPods Pro and 2nd Generation AirPods both have their own serial numbers printed on the device. In case the user needs to bring the AirPods or charger to warranty, immediately use the serial number printed on the body of the device.

I wish you successful implementation!

You finished reading the article "**How to check the serial number of AirPods Pro**" edited by the [TipsMake](#) team. We hope this article has provided you with many useful tech tips and tricks. You can search for similar articles on tips and guides. Thank you for reading and for following us regularly.

---