

How to check the exact date of activation and warranty of iPhone

How to check the exact date of activation and warranty of iPhone. When we buy second hand or laptop from abroad, the first thing we need to know is the activation date and warranty. If you don't know how to check it yet, huh

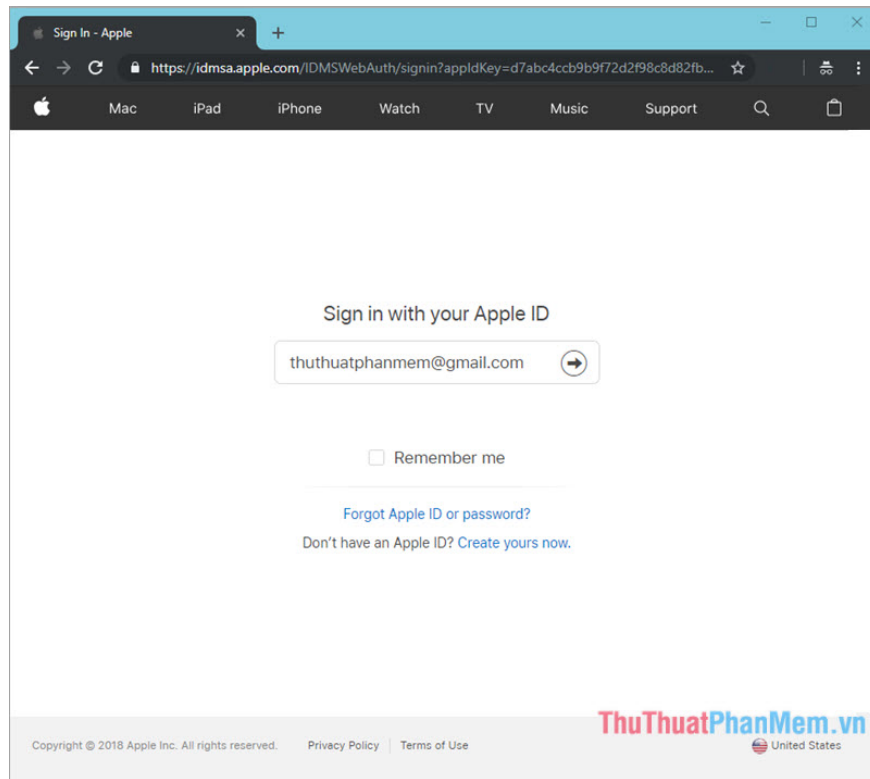
When we buy second hand or laptop from abroad, the first thing we need to know is the activation date and warranty. If you do not know how to check, let's follow Thuthuatphanmem.vn follow the tutorial below!



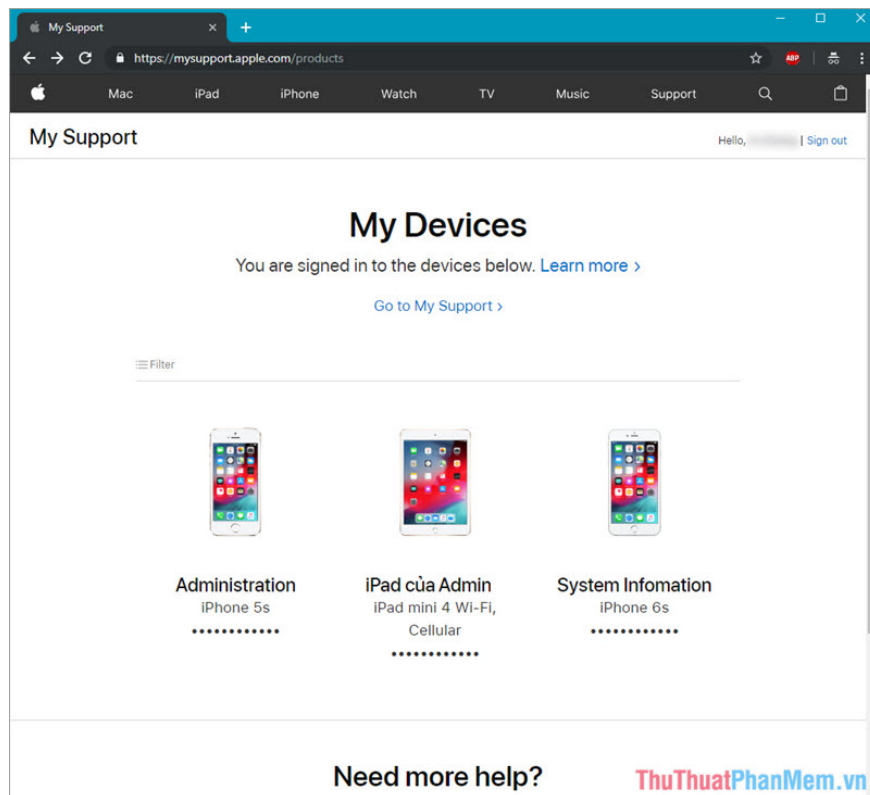
In order to check the information on iPhone activation and warranty date, we must sign into the iCloud account on that device in order for the data to be sent to Apple servers.

Step 1: Open a web browser and visit Apple's My Support website at.

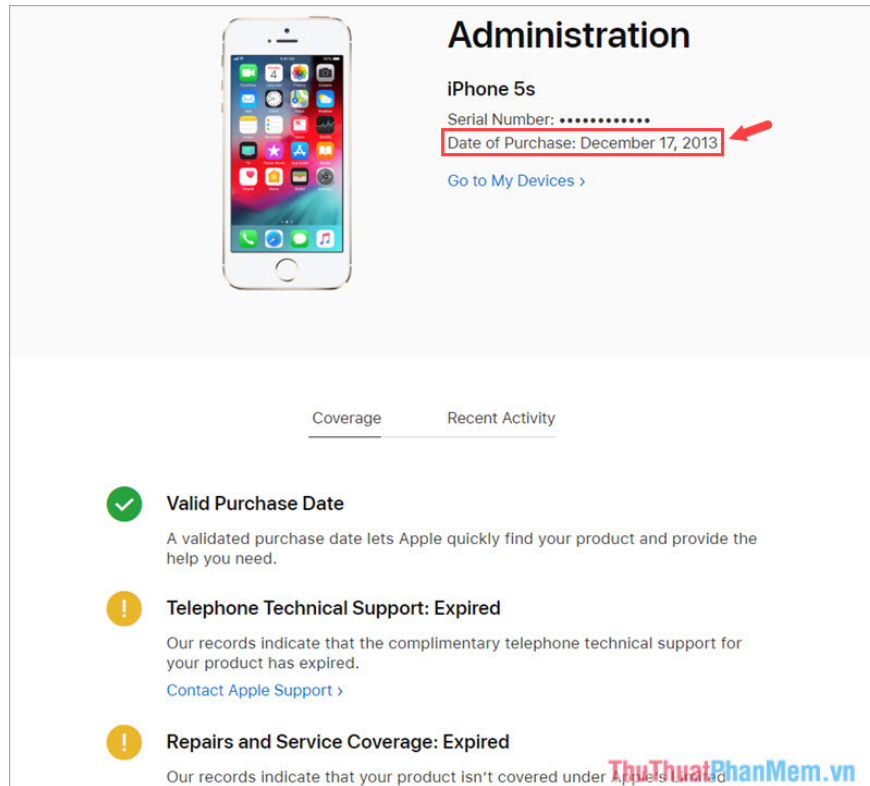
<https://idmsa.apple.com/IDMSWebAuth/signin?appIdKey>



Step 2: After logging in to your Apple ID account of iPhone and iPad, information about devices that have been signed in to iCloud will appear as shown below. Now, we just need to select the phone model to check the information, I will get the iPhone 5S to check first.



Step 3: After you click on the iPhone as shown in the picture, you will see the Serial number is hidden and below is the information about the date, month, year of purchase in the **Date of Purchase section** as in the picture is December 17, two thousand and thirteen.



I will continue to try to test with the iPad Mini 4 with the date, month, year of purchase is January 23, 2017.

iPad của Admin

iPad mini 4 Wi-Fi, Cellular

Serial Number:

Date of Purchase: January 23, 2017

[Go to My Devices >](#)

Coverage Recent Activity

- Valid Purchase Date**
A validated purchase date lets Apple quickly find your product and provide the help you need.
- Telephone Technical Support: Expired**
Our records indicate that the complimentary telephone technical support for your product has expired.
[Contact Apple Support >](#)
- Repairs and Service Coverage: Expired**
Our records indicate that your product isn't covered under Apple's limited...

ThuThuatPhanMem.vn

Through simple steps, you can check the activation status and the most accurate iPhone warranty. Good luck!

You finished reading the article "**How to check the exact date of activation and warranty of iPhone**" edited by the [TipsMake](#) team. We hope this article has provided you with many useful tech tips and tricks. You can search for similar articles on tips and guides. Thank you for reading and for following us regularly.