

How to check Model Number on iPhone

Apple devices are always marked with Model Number so that users can distinguish products from different countries. On the iPhone, users can rely on Model Number - the model number to distinguish versions.

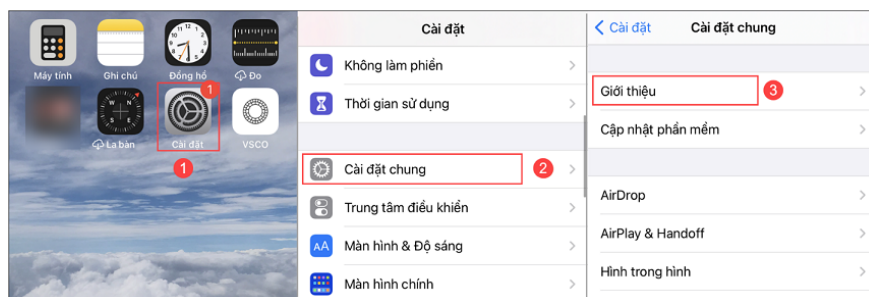
1. How to view Model Number - Phone number in iPhone Settings

iPhone Settings offers a variety of options and provides various information related to the product.

Step 1: You proceed to open **Settings** .

Step 2: Then, scroll down to select **General** .

Step 3: To view information related to the phone, choose **About** .



Step 4: In the *Introduction* section , you will see the **Model Number - Model Number** .

Normally, the iPhone will display 02 different Model Number and you can click on the phone number to switch between display modes.

1. **Model Number - Model Number with multiple words:** Distinguish versions of countries (*for example: J / A - Japan - Japan*)
2. **Model Number - Model Number with multiple numbers :** Production line version (*for example: A1779 - production line or batch version A1779*).


< Cài đặt chung Giới thiệu		< Cài đặt chung Giới thiệu	
Tên	>	Tên	>
Phiên bản phần mềm	14.1	Phiên bản phần mềm	14.1
Tên kiểu máy	iPhone 7	Tên kiểu máy	iPhone 7
Số máy	MNCE2JJA	Số máy	A1779
Số sê-ri	DNPVP5ANHG7X	Số sê-ri	DNPVP5ANHG7X

2. How to view Model Number - The model number in the Sim slot

From the iPhone 8 and above, Apple has used the back of the glass and all information related to the machine is no longer printed on the back of the glass. Instead, Apple has moved to leave the Model Number into the sim slot and they are laser-engraved.

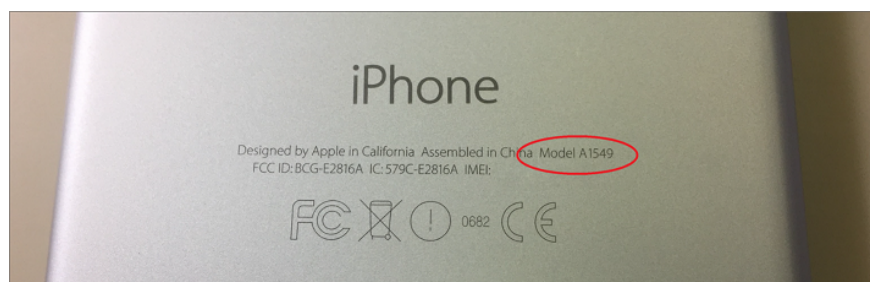
Step 1: You proceed to remove the sim tray on the iPhone.

Step 2: Then, you tilt the camera to be able to see the Model Number line with laser shot inside.



3. How to view Model Number - The number on the back

Before upgrading to glass case, iPhone had a long time loyal to aluminum case and most typical is iPhone 5 / 5s / 6/6 Plus / 6s / 6s Plus / 7/7 Plus / SE.... If you have an aluminum case, you can see the Model Number directly on the back.



4. Meaning of Model Number

Model Number will provide users with a lot of information about the country where the iPhone is directed to. Vietnam is currently consuming a large amount of old iPhone products from many countries and stores often rely on it to distinguish different versions. For users, knowing the Model Number will help them avoid inconveniences (buying a lock device, a functional lock - CH / A .)

Model Number list of the latest iPhone products today:

1. **iPhone 12 Pro Max:** A2342 (United States), A2410 (Canada, Japan), A2412 (Mainland China, Hong Kong, Macao), A2411 (other countries and regions).
2. **iPhone 12 Pro:** A2341 (United States), A2406 (Canada, Japan), A2408 (Mainland China, Hong Kong, Macao), A2407 (other countries and regions).
3. **iPhone 12:** A2172 (United States), A2402 (Canada, Japan), A2404 (Mainland China, Hong Kong, Macao), A2403 (other countries and regions).
4. **iPhone 12 Mini:** A2176 (US), A2398 (Canada, Japan), A2400 (Mainland China), A2399 (other countries and regions)
5. **iPhone SE (2nd generation):** A2275 (Canada, USA), A2298 (Mainland China), A2296 (other countries and regions).
6. **iPhone 11 Pro:** A2160 (Canada, US), A2217 (Mainland China, Hong Kong, Macao), A2215 (other countries and regions).
7. **iPhone 11 Pro Max:** A2161 (Canada, US), A2220 (Mainland China, Hong Kong, Macao), A2218 (other countries and regions).
8. **iPhone 11:** A2111 (Canada, US), A2223 (Mainland China, Hong Kong, Macao), A2221 (other countries and regions).
9. **iPhone XS:** A1920, A2097, A2098 (Japan), A2099, A2100 (Mainland China).
10. **iPhone XS Max:** A1921, A2101, A2102 (Japan), A2103, A2104 (Mainland China).
11. **iPhone XR:** A1984, A2105, A2106 (Japan), A2107, A2108 (Mainland China).
12. **iPhone X:** A1865, A1901, A1902
13. **iPhone 8:** A1863, A1905, A1906
14. **iPhone 8 Plus:** A1864, A1897, A1898
15. **iPhone 7:** A1660, A1778, A1779
16. **iPhone 7 Plus:** A1661, A1784, A1785
17. **iPhone 6s:** A1633, A1688, A1700
18. **iPhone 6s Plus:** A1634, A1687, A1699
19. **iPhone 6:** A1549, A1586, A1589
20. **iPhone 6 Plus:** A1522, A1524, A1593
21. **iPhone SE (1st generation):** A1723, A1662, A1724
22. **iPhone 5s:** A1453, A1457, A1518, A1528, A1530, A1533
23. **iPhone 5c:** A1456, A1507, A1516, A1529, A1532
24. **iPhone 5:** A1428, A1429, A1442
25. **iPhone 4s:** A1431, A1387
26. **iPhone 4:** A1349, A1332
27. **iPhone 3GS:** A1325, A1303
28. **iPhone 3G:** A1324, A1241
29. **iPhone:** A1203

In this article, TipsMake has shared to you how to see Model Number on iPhone and what they mean. Have a nice day!

You finished reading the article "**How to check Model Number on iPhone**" edited by the [TipsMake](#) team. We hope this article has provided you with many useful tech tips and tricks. You can search for similar articles on tips and guides. Thank you for reading and for following us regularly.
