

# How to check Keylogger on computers without software

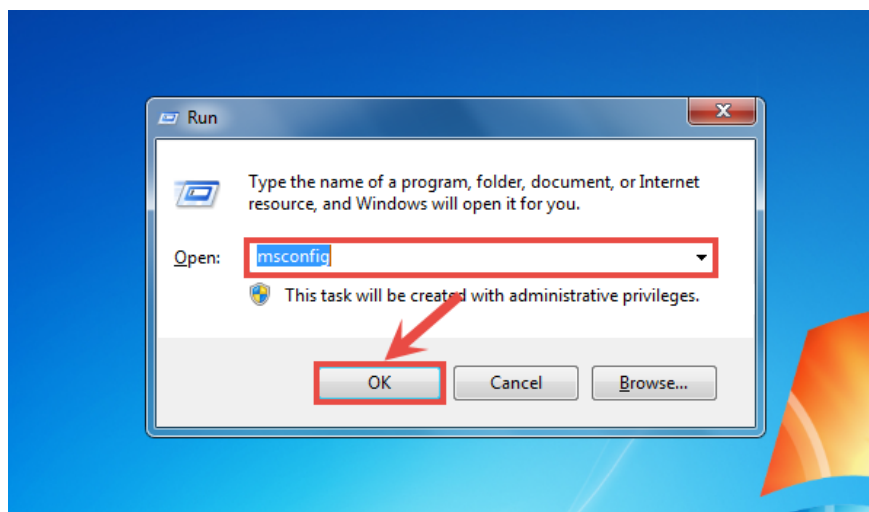
To avoid theft of operating information on your computer, you need to check your computer regularly for keyloggers to remove and protect the computer. Here are two ways to check keyloggers on non-software computers.

**Keylogger** is a computer program written with the purpose of recording all operations performed on the keyboard and recording the images displayed on the screen by screen capture or video recording. **Keylogger** is classified as a spyware group.

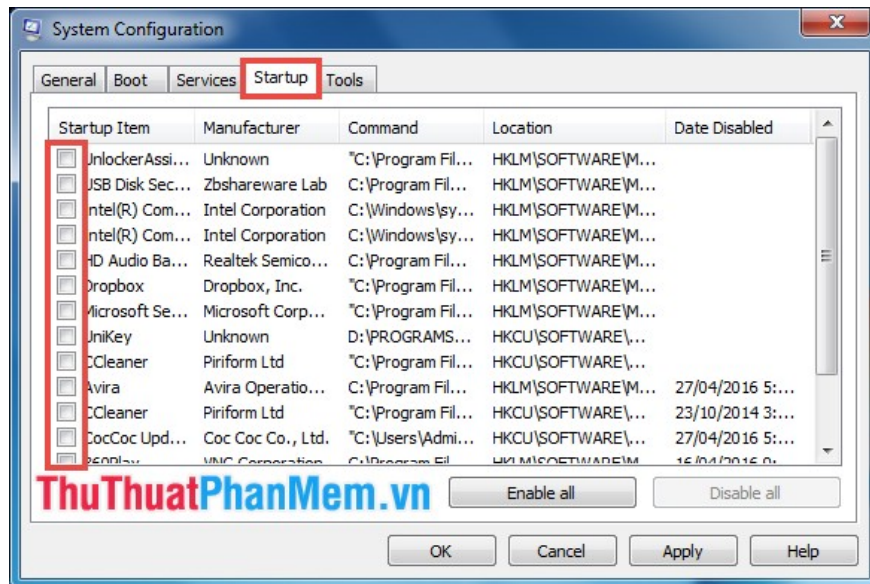
To avoid theft of activities and operating information on your computer, you need to check your computer regularly for **keyloggers** to remove and protect the computer. Here are two ways to check **keyloggers** on non-software computers.

## Method 1

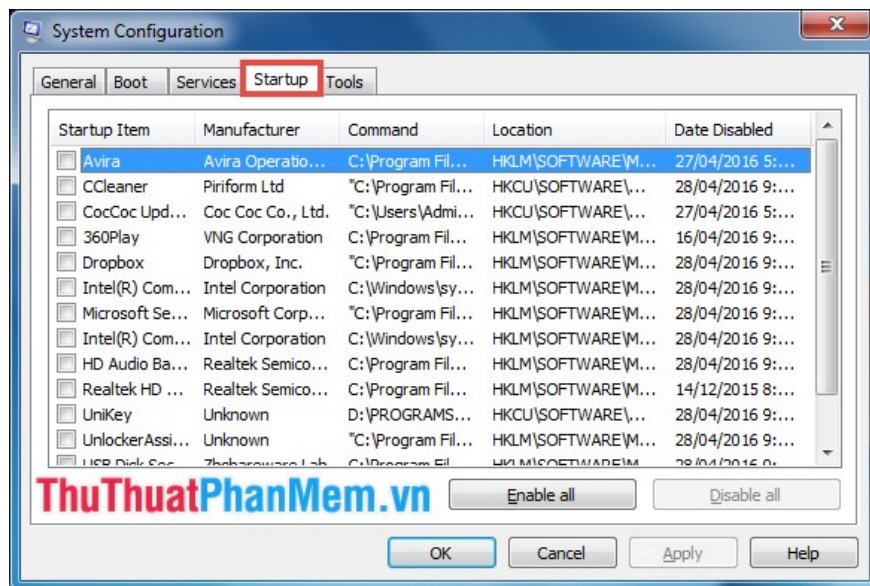
**Step 1** : Press the **Windows + R** key combination to open the **Run** dialog box , in the **Run** dialog box, enter the keyword **msconfig** into the **Open** box and press **OK** or the Enter key to open the **System Configuration** window .



**Step 2**: The **System Configuration** window appears and you select the **Startup** tab (the applications launch with Windows). Click the **Disable all** button to disable these programs and click **OK** or **Apply** to save the settings. Then turn off the **System Configuration** window , and turn off the computer screen to turn off all running antivirus programs.



**Step 3 :** Open the **System Configuration** window again and select the **Startup** tab , if no application activates itself (no checkmark in the box) then the computer will not be infected with **keylogger** . And if any application automatically activates (with a check in the box) then the risk is the **keylogger** program .



**Step 4 :** Remember the name of the auto-activated application and its path. Open **Windows Explorer** and navigate to the application via the path and delete the **keylogger** program from your computer. Next, you close all the programs and applications that are running and restart the computer.

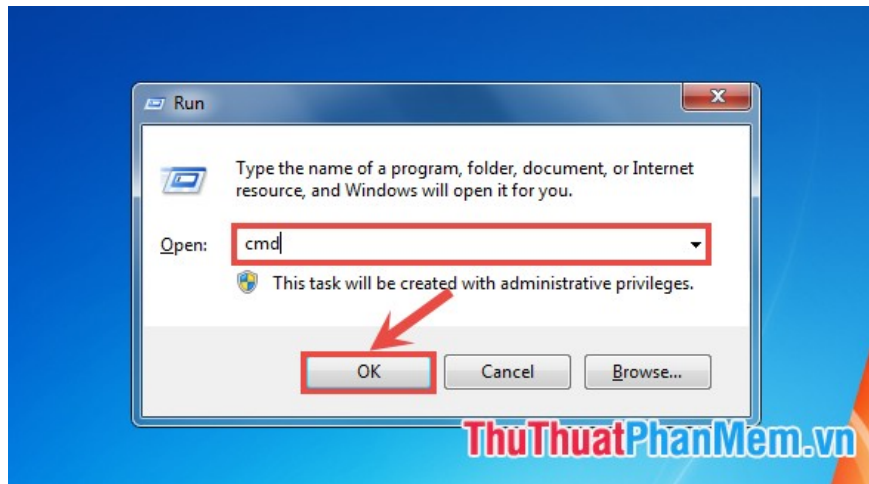
## Method 2

Use the **Perfect keylogger** and **Easy key** to check if your computer is infected with the **keylogger** . As you know, the **keylogger** program uses 1 .dll file to capture computer operations, the **Perfect keylogger** key uses the **bpkhk.dll** file and the **Easy key** key uses **ekey.dll** . So we just need to check if the computer contains these

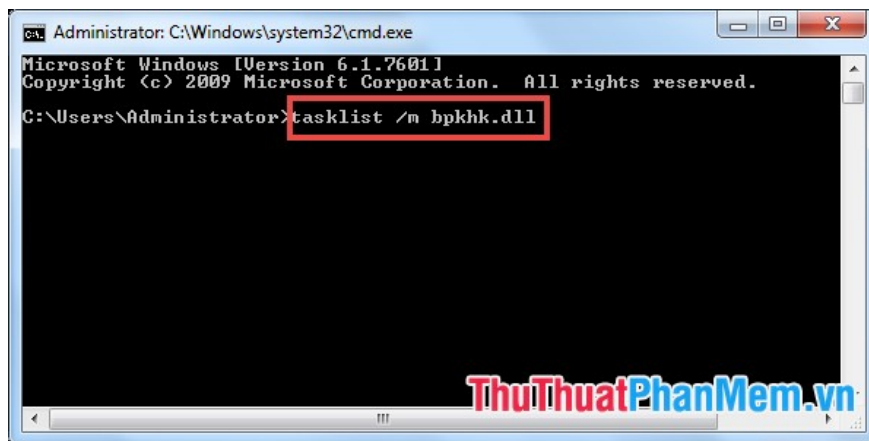
files, if any, the computer is infected with **keylogger** r otherwise the computer is not **keylogger** .

## 1. Perfect keylogger

**Step 1** : Press the **Windows + R** combination to open the **Run** dialog box , in the **Run** dialog box enter **cmd** and click **OK** to open the **cmd.exe** window



**Step 2** : In the **cmd.exe** window, enter the **tasklist /m bpkhk.dll** command and press **Enter** .



Without the **keylogger** , you will receive the message **INFO: No tasks are running which match the specified criteria.**

```
Administrator: C:\Windows\system32\cmd.exe
Microsoft Windows [Version 6.1.7601]
Copyright (c) 2009 Microsoft Corporation. All rights reserved.

C:\Users\Administrator>tasklist /m bpkhk.dll
INFO: No tasks are running which match the specified criteria.

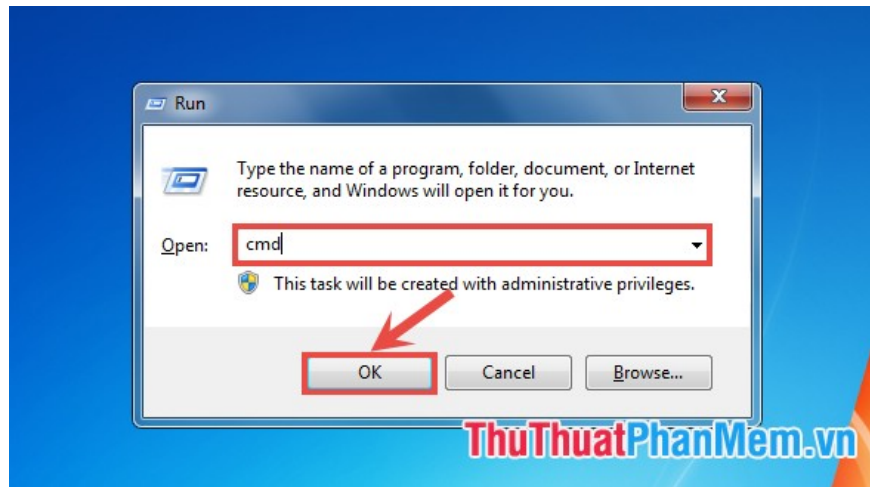
C:\Users\Administrator>_
```

If there is a **keylogger** , the screen will display **Image Name PID Modules** ;

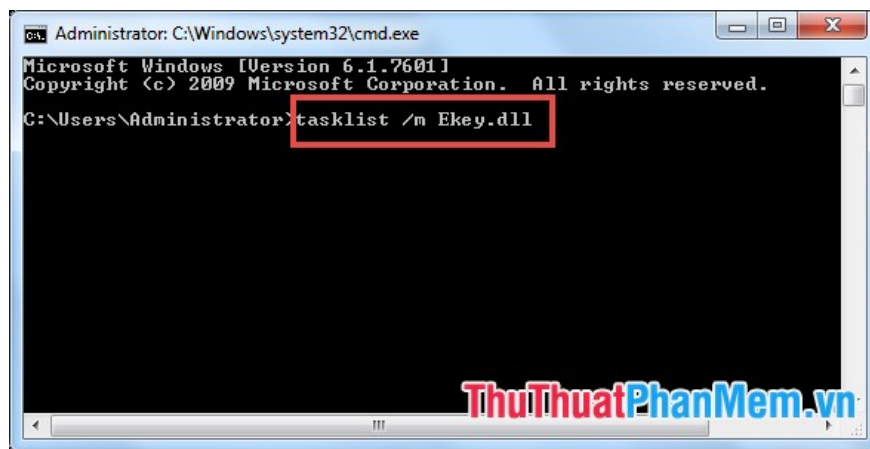
```
explorer ***** 468 bpkhk.dll
DUMeter ***** 1444 bpkhk.dll
ctfmon ***** 1548 bpkhk.dll
acrotray ***** 1820 bpkhk.dll
notepad ***** 1956 bpkhk.dll
firefox ***** 2012 bpkhk.dll
bdmcon ***** 1744 bpkhk.dll
TOTALCMD ***** 2396 bpkhk.dll
bpk ***** 2812 bpkhk.dll This is the perfect key.
```

## 2. Easy key

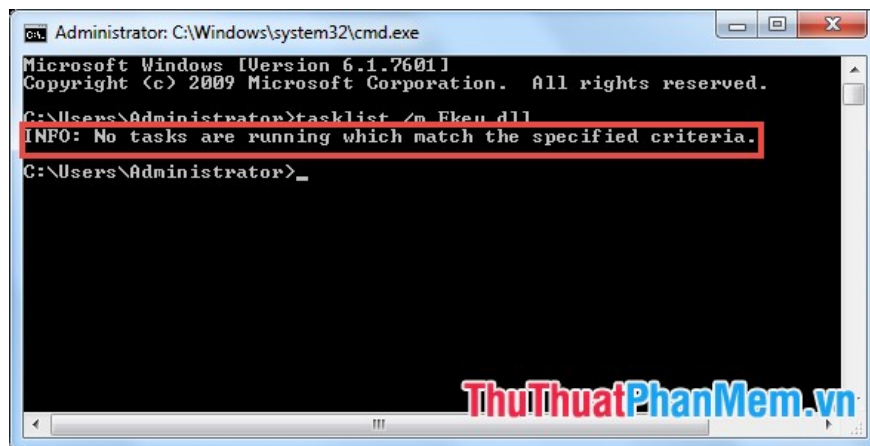
**Step 1** : Press the **Windows + R** combination to open the **Run** dialog box , in the **Run** dialog box, enter **cmd** and click **OK** to open the **cmd.exe** window .



Step 2 : In the cmd.exe window, type **tasklist / m Ekey.dll** and press **Enter** .



Without the **keylogger** , you will receive the message **INFO: No tasks are running which match the specified criteria.**



If you have a **keylogger** , you will receive the message **Image Name ----- PID - Modules**

TOTALCMD \*\*\*\*\* ----- 2040 ----- ekey.dll

Easy Keylogger \*\*\*\*\* - 2340 ----- ekey.dll This is Easy keylogger

So you know how to check the **keylogger** on your computer quickly to promptly remove it. Good luck!

You finished reading the article "**How to check Keylogger on computers without software**" edited by the [TipsMake](#) team. We hope this article has provided you with many useful tech tips and tricks. You can search for similar articles on tips and guides. Thank you for reading and for following us regularly.

---