

How to check iPhone IMEI using 3uTools: the simplest and most accurate method.

Checking the IMEI is a crucial step in determining the origin and details of your iPhone. 3uTools is a versatile tool that accurately checks the device's status. With just a few simple steps, you can easily check your iPhone's IMEI using 3uTools; it provides complete and accurate information about the device.

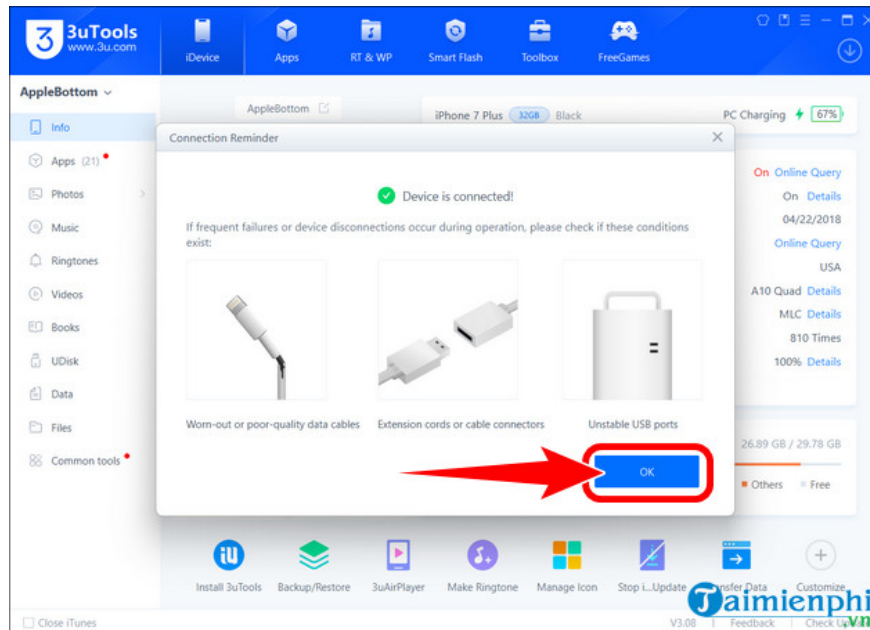
Besides the useful features that 3uTools offers, users can also use it to check the IMEI of an iPhone, verify its origin and internal components, and then decide whether or not to buy it.



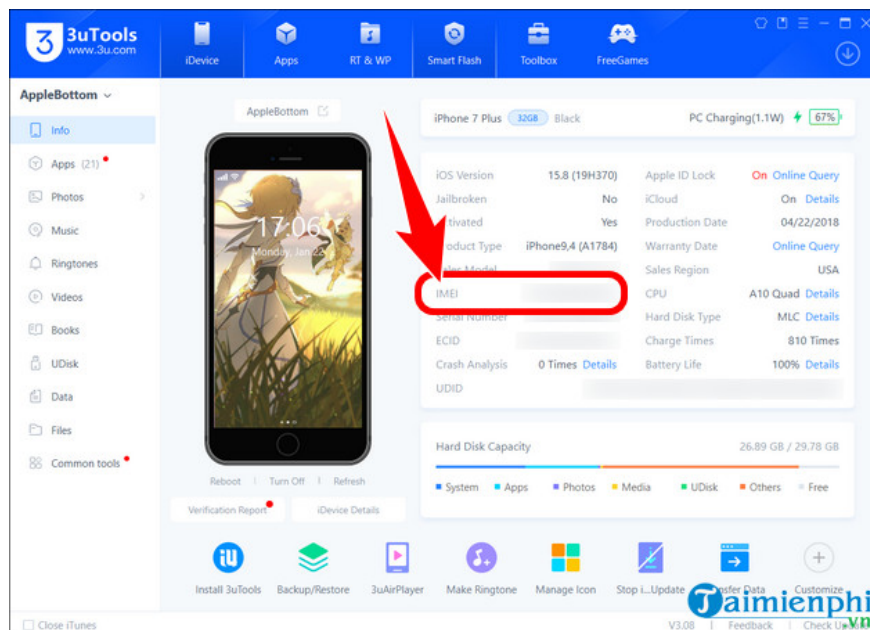
How to check iPhone IMEI using 3uTools on a PC.

Before checking the IMEI of an iPhone, your computer needs to have the 3uTools tool installed. If you don't have it, you can **download** the latest version of 3uTools and install it on your PC or laptop, then follow the instructions below.

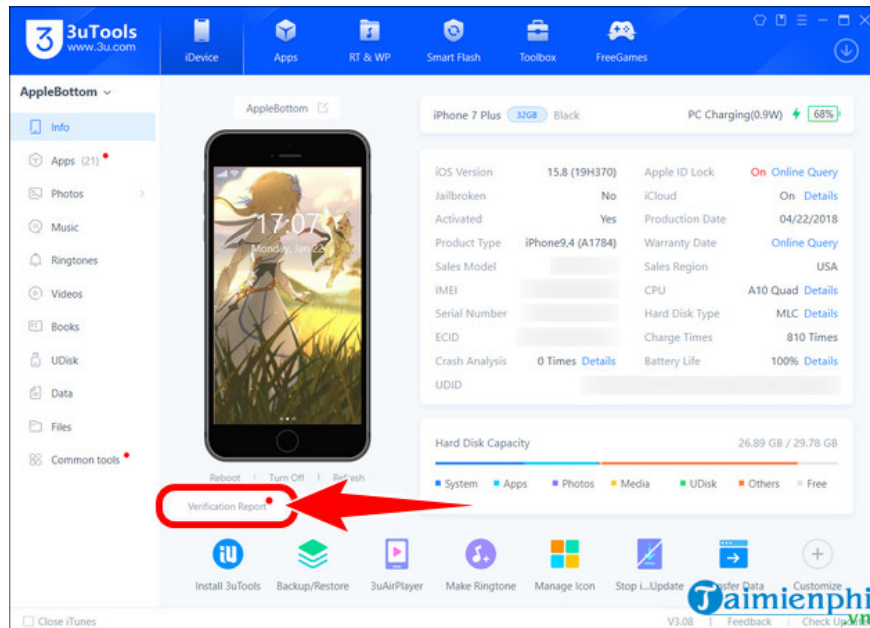
Step 1: Open the **3uTools** software and **connect your iPhone to your computer** using a charging cable.
- After completion, the "**iDevice Connected**" message will appear as shown below => continue by pressing **OK**



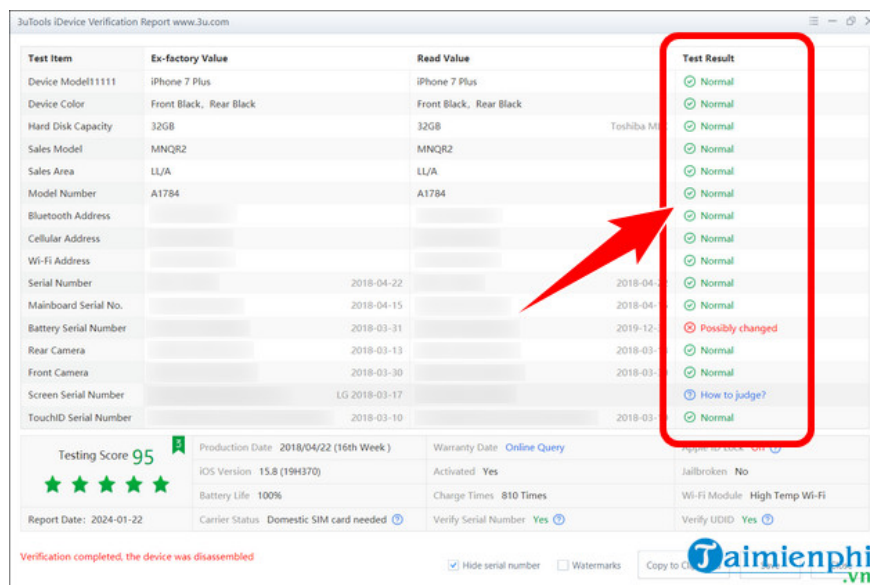
Step 2: You will immediately see **the iPhone IMEI** in the phone information section, along with many other details.



- In addition to checking the iPhone IMEI using 3uTools, users can also check the phone's components by pressing **Verification Report**.



- Parts displayed in green indicate normal operation, while parts displayed in red mean that part has been replaced or is damaged .



Is it possible to check an iPhone's IMEI using iTunes, without using 3uTools?

Currently, many iPhone devices are manufactured in foreign markets in general and Vietnam in particular. Therefore, checking the iPhone IMEI using 3uTools is essential to avoid buying counterfeit or low-quality products. Besides iTools, users can also check the IMEI using **iTunes** , a tool released by Apple. In addition to checking the IMEI, iTunes also supports copying data from iPhones and iPads to computers, checking storage capacity, and restoring data.

Furthermore, users can gain valuable experience when buying iPhones from small shops and retail chains.

Besides checking the iPhone IMEI using 3uTools, there are many other **ways to find the IMEI number of an iPhone** that you can use to understand the device's information, as well as check its origin and provenance, helping you make a more informed and wise choice.

Similar to iPhones, Samsung fans can also **check the IMEI of a Samsung** device to verify its authenticity, check the remaining warranty period, and more. This allows them to make an informed decision about whether or not to purchase the device.

You finished reading the article "**How to check iPhone IMEI using 3uTools: the simplest and most accurate method.**" edited by the [TipsMake](#) team. We hope this article has provided you with many useful tech tips and tricks. You can search for similar articles on tips and guides. Thank you for reading and for following us regularly.