

How to check iPhone imei using 3utools on PC Laptop

There are many ways to know your iPhone imei, one of which is to check your iPhone imei with 3uTools. Using 3uTools, users will avoid buying fake and poor quality goods at small stores or retail systems nationwide.

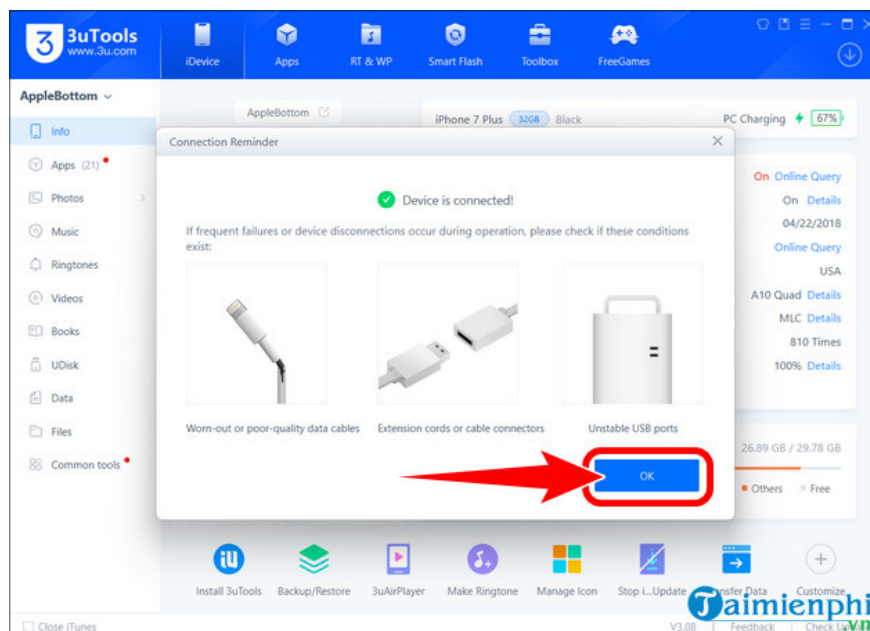
Besides the utilities that 3utools brings, users can also use it to check iPhone imei with 3utools, check the origin and components inside the phone, and then make a decision whether to buy it or not. Are not.

How to check iPhone imei using 3utools on PC

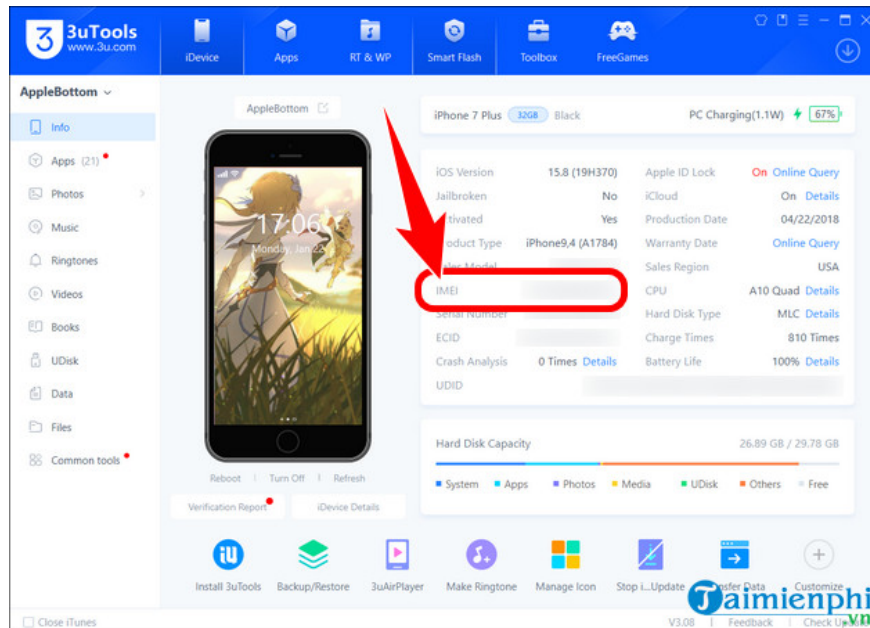
Before checking iPhone IMEI, your computer needs the 3uTool tool. In case it is not available, users can refer to how to download and **install 3uTools** on PC Laptop here and check imei below.

Step 1: Open **3uTools software** , **connect iPhone to computer** with charging cable.

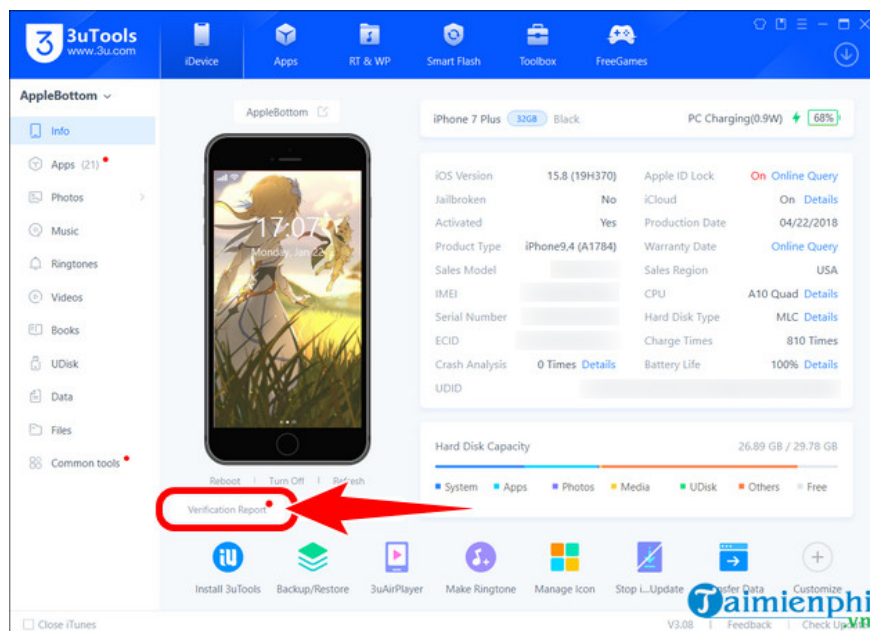
- After completion, the **iDevice Connected** message will display as shown below => continue pressing **OK** .



Step 2: You will immediately see **the iPhone imei** in the phone information section, along with many other factors.



- In addition to checking iPhone imei with 3uTools, users can also check phone components by pressing **Verification Report** .



- Parts that display green text mean they are operating normally , while parts that show red text mean that the part has been replaced or damaged .

Test Item	Ex-factory Value	Read Value	Test Result
Device Model	iPhone7,1	iPhone7,1	Normal
Device Color	Front Black, Rear Black	Front Black, Rear Black	Normal
Hard Disk Capacity	32GB	32GB	Normal
Sales Model	MNQR2	MNQR2	Normal
Sales Area	LL/A	LL/A	Normal
Model Number	A1784	A1784	Normal
Bluetooth Address			Normal
Cellular Address			Normal
Wi-Fi Address			Normal
Serial Number		2018-04-22	Normal
Mainboard Serial No.		2018-04-15	Normal
Battery Serial Number		2018-03-31	Possibly changed
Rear Camera		2018-03-13	Normal
Front Camera		2018-03-30	Normal
Screen Serial Number	LG	2018-03-17	How to judge?
TouchID Serial Number		2018-03-10	Normal

Testing Score 95
 Production Date 2018/04/22 (16th Week)
 Warranty Date Online Query
 iOS Version 15.8 (19H3370)
 Activated Yes
 Battery Life 100%
 Charge Times 810 Times
 Report Date: 2024-01-22
 Carrier Status Domestic SIM card needed
 Verify Serial Number Yes
 Verify UDID Yes

Verification completed, the device was disassembled

Hide serial number Watermarks Copy to Clipboard

Taimienphi.vn

Why must check iPhone imei with 3uTools? Can I use iTunes?

- Currently, there are many iPhone devices produced in foreign markets in general and Vietnam in particular. Therefore, checking iPhone imei with 3uTools is very necessary to avoid buying fake, low quality products. In addition to iTunes, users can check imei with **iTunes**, this is a tool released by Apple. In addition to imei, **iTunes** also supports you to copy data from iPhone, iPad to computer, check capacity, restore data.
- At the same time, users also gain more experience when buying iPhone phones at small stores and retail systems.

Besides the method of checking iPhone imei number with 3uTools, there are many other **ways to find iPhone imei number** that you can apply to clearly understand device information, as well as check the origin, helping you make a choice. more correct and clear-sighted.

Similar to the iPhone, Samsung fans can also **check the Samsung imei** to check if the device is genuine? How long is the warranty period left,. from there make an accurate analysis and decide whether to buy or not.

You finished reading the article "**How to check iPhone imei using 3uTools on PC Laptop**" edited by the [TipsMake](#) team. We hope this article has provided you with many useful tech tips and tricks. You can search for similar articles on tips and guides. Thank you for reading and for following us regularly.