

How to Check iPhone battery, check iPhone battery bottle, battery charge number of old iPhone

Check iPhone battery using iBackupBot for information such as: number of charges on iPhone, maximum battery capacity when fully charged as well as maximum current battery capacity.

This helps users when viewing the old and used iPhone to know if the PIN status of the phone they are about to buy is still good or not, thereby making a more right choice.

On the market today, there are many fake iPhone phones, genuine iPhone counterfeit products. To know exactly if the iPhone you want to buy is real, genuine, you should check imei iPhone to know for sure.

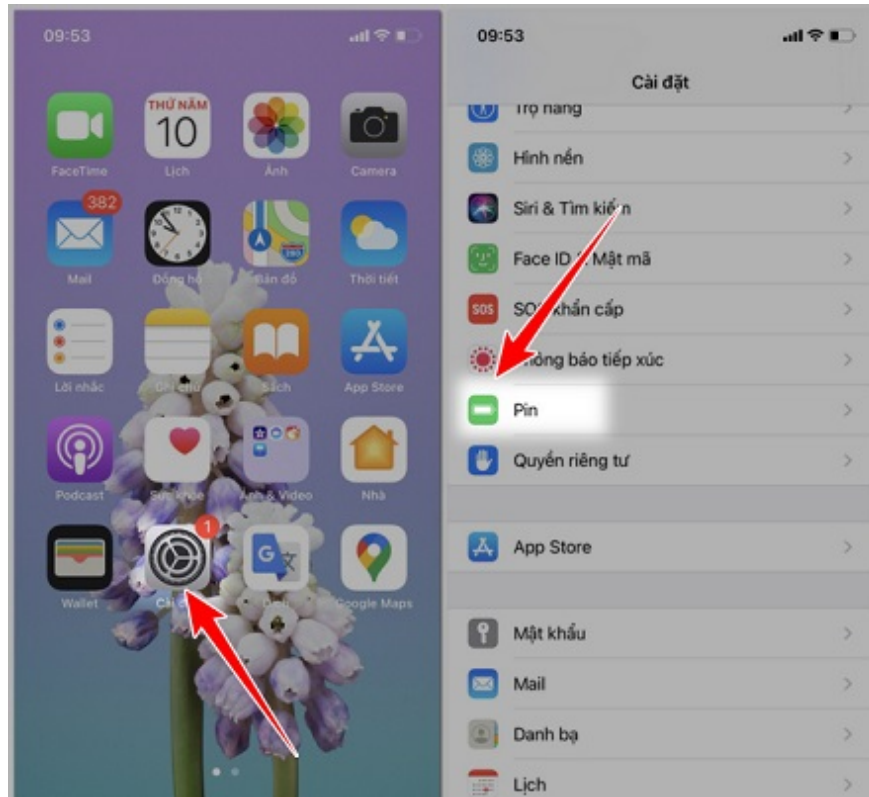
For jailbroken iPhones, you can easily check your iPhone's Battery with BatteryDetective or Battery Life software in Cydia. But for non-jailbroken iPhone, you need to download and install iBackupBot application on your computer to check. The following article will guide you how to check the battery of your iPhone via iBackupBot attached to the computer requirement to download iTunes. You guys watch together.

Check and check used iPhone battery bottles

Method 1: Check battery directly on iPhone

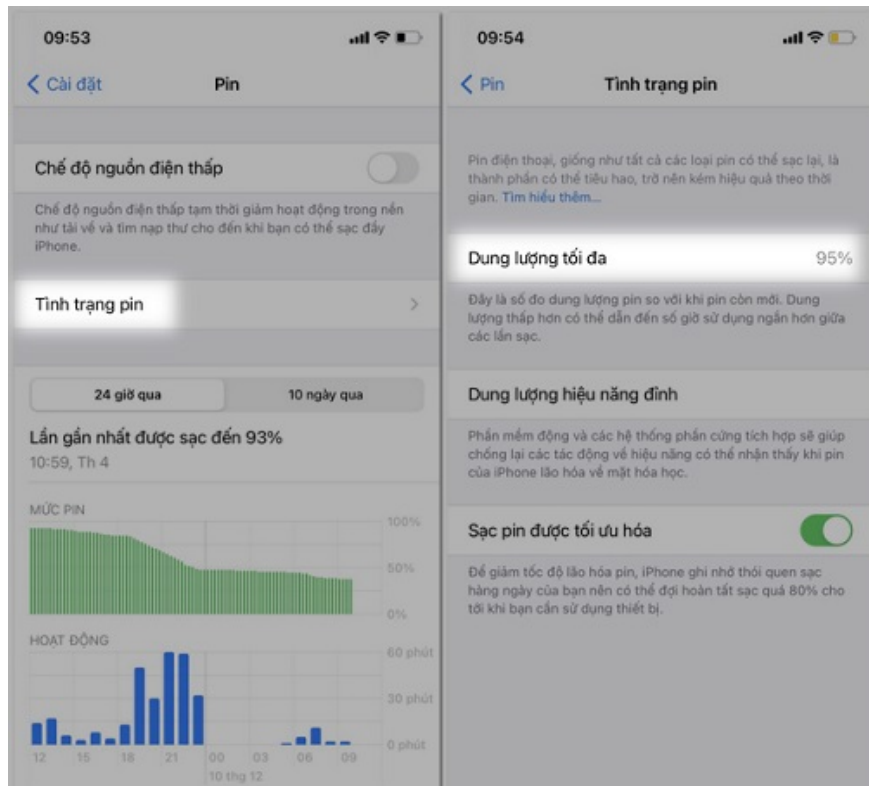
* Note: This method only applies on iOS 11.3 and above

Step 1: Open Settings => Battery.



Step 2: Continue to select Battery Status, a new tab will appear in which:

1. Maximum capacity: Indicates the current battery level compared to the battery level originally purchased
2. Peak Performance Capacity: This is the item that shows up when your battery is still good, performance is still at a high level.



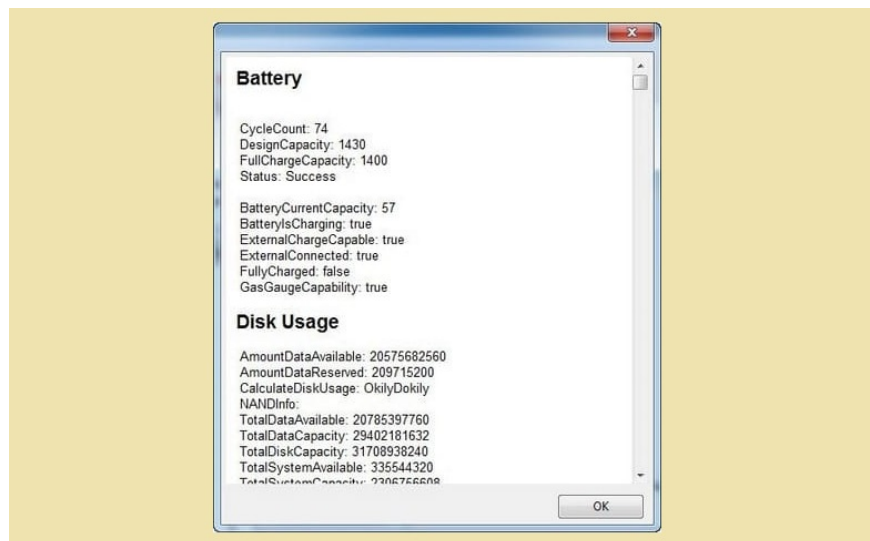
Method 2: Use iBackupBot to check the battery level

Download and install iBackupBot application provided that your device must have iTunes [here](#):

Step 1: Attach the iPhone to the computer via the USB cable and launch the iBackupBot software. Click your device and then select More Information



Step 2: In the first category of Battery you will see information about the battery of the iPhone



With the following parameters:

1. CycleCount: The number of full charge cycles
2. DesignCapacity: The initial maximum battery capacity
3. FullChargeCapacity: The current maximum battery capacity

So you can easily know how good the battery is. In this example the battery is very good (1400/1430)

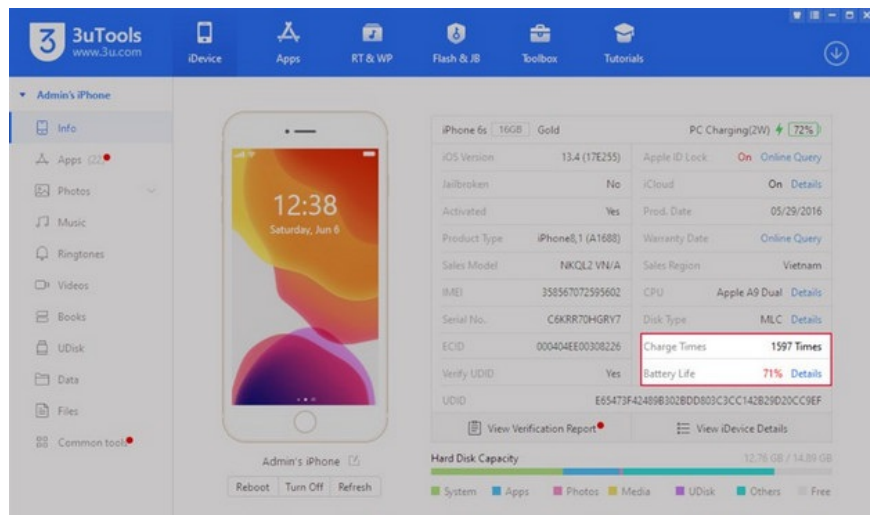
Method 3: Use 3uTools to check the battery

First you need to download [here](#) and install 3uTools on your computer

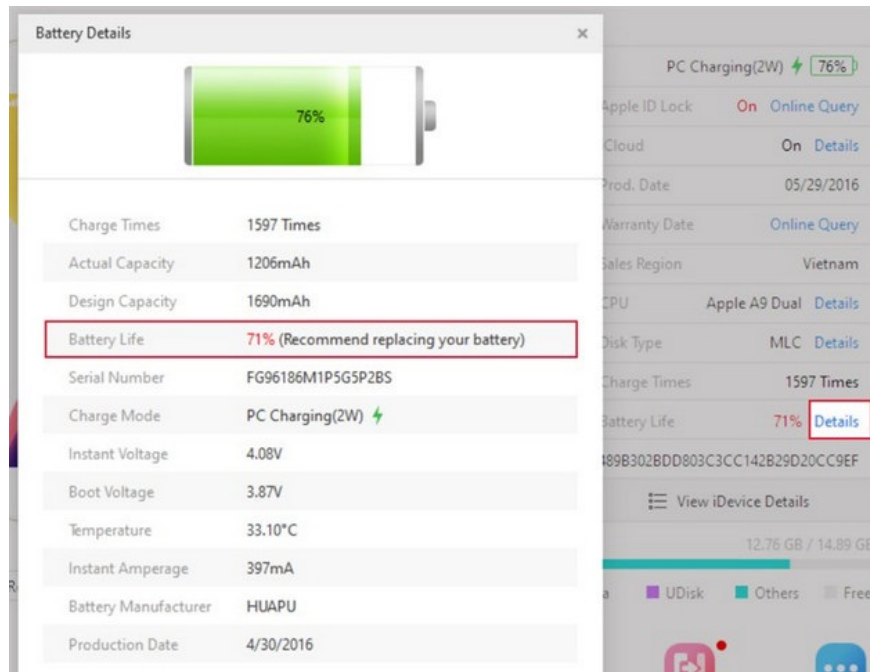
Step 1: After installation is complete, open 3uTools using lightning cable to connect your iPhone with computer. Then the parameters of your phone will be displayed on the software. Here you need to pay attention to:

- Charge Times: This is a notification of the number of charges on your phone.

- Battery Life: Battery life. In this section, if the percentage is lower, your battery life is not good, you need to replace the new battery to achieve a higher usage time. (Note if less than 50%, consider replacing the battery).



Step 2: To see detailed information about the battery, you can click on the Details item, deliver the battery to the battery will appear for you.



Method 4: Use the App on AppStore

In addition to the above methods, users can still check the battery level of the iPhone through applications on the AppStore. In addition to the battery rating features, the apps also have notifications on how long the battery can be used on your phone.

So you can easily check the capacity of your iPhone's battery with the utility software iBackupBot. In addition, the issue of origin of the iPhone is also concerned by many people, knowing which country the iPhone is manufactured and assembled in will help you have a better view of the product you choose.

You finished reading the article "**How to Check iPhone battery, check iPhone battery bottle, battery charge number of old iPhone**" edited by the [TipsMake](#) team. We hope this article has provided you with many useful tech tips and tricks. You can search for similar articles on tips and guides. Thank you for reading and for following us regularly.