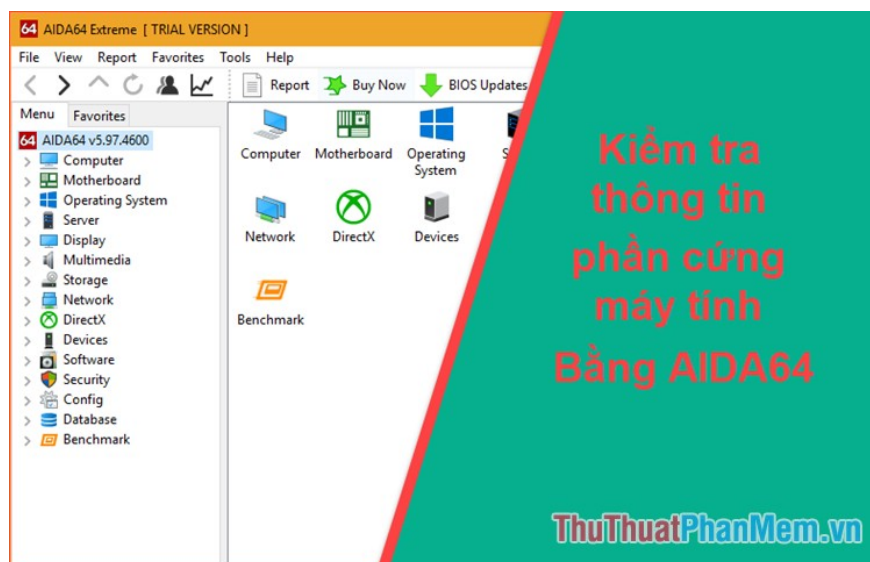


# How to check computer hardware information using AIDA64

How to check computer hardware information using AIDA64. To view information about computer hardware, AIDA64 is one of the best software. AIDA64 also displays information about software, windows updates, software copyright information. Also AIDA64

Almost everyone who owns a computer wants to know information about their computer hardware. There are many ways we can view computer hardware information, you can remove your computer to view directly or simply use the software to view it simply and conveniently. To view information about computer hardware, AIDA64 is one of the best software. AIDA64 also displays information about software, windows updates, software copyright information. In addition, AIDA64 also supports benchmarking tools, stress tests . If you do not know how to use AIDA64 software, please follow the following article of TipsMake.com.




First of all, you can download the software at the following address.

Download link: <https://www.aida64.com/downloads>

Please download the AIDA64 Extreme version, in which the Portable ZIP package can be downloaded and used without installation.

	Version	Release Date	Size		
AIDA64 Extreme Trial version, self-installing EXE package	5.97.4600	Mar 28, 2018	48.97 MB	Buy now	Download
AIDA64 Extreme Trial version, portable ZIP package	5.97.4600	Mar 28, 2018	52.41 MB	Buy now	Download
AIDA64 Engineer Trial version, self-installing EXE package	5.97.4600	Mar 28, 2018	48.3 MB	Buy now	Download
AIDA64 Engineer Trial version, portable ZIP package	5.97.4600	Mar 28, 2018	51.74 MB	Buy now	Download
AIDA64 Business Trial version, portable ZIP package	5.97.4600	Mar 28, 2018	46.78 MB	Buy now	Download
AIDA64 Network Audit Trial version, portable ZIP package	5.97.4600	Mar 28, 2018	15.7 MB	Buy now	Download
AIDA64 for Android Download the app from Google Play			8.24 MB		Download
AIDA64 for iOS Download the app from App Store	1.17	Sept 25, 2017	24.1 MB		Download
AIDA64 for Ubuntu Touch Download the app from Ubuntu Store	1.0.1	Jul 23, 2016	312 KB		Download

After downloading, installing and running the AIDA64 application, enter below is the main interface of the software:

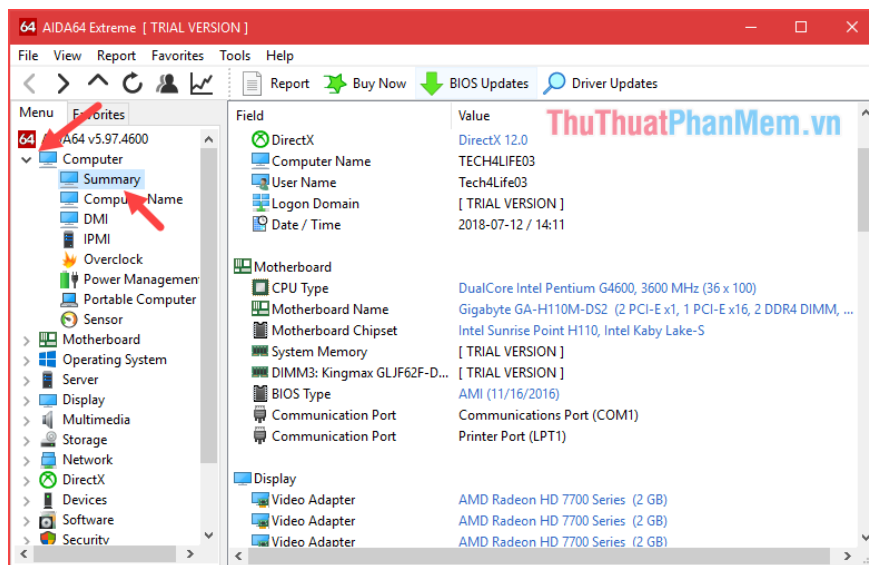


The main interface of the software has the following main items you need to pay attention:

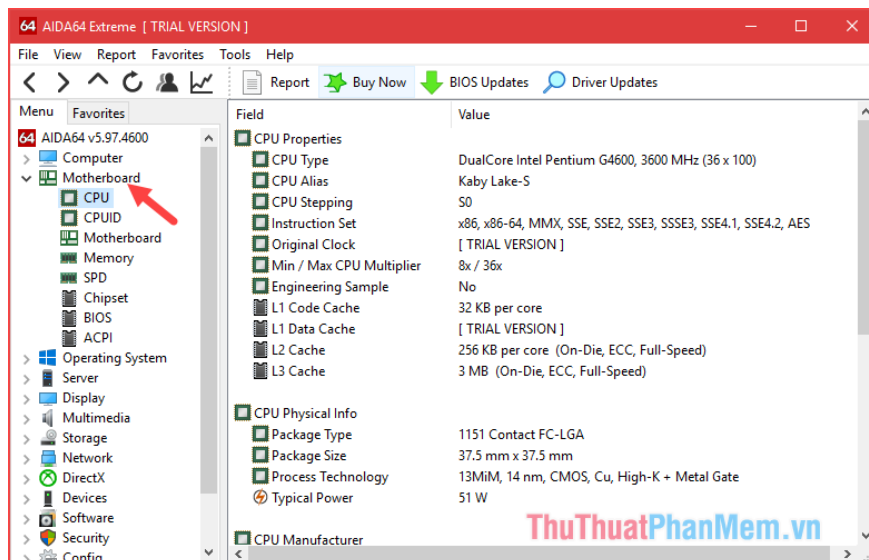
1. **Computer** : General information about computers.
2. **Motherboard** : Provides information about CPU, motherboard, chipset, RAM capacity, BIOS information.
3. **Operating System** : Information about the operating system.
4. **Display** : Information about graphics cards, computer screens.
5. **Multimedia** : Information about the type of Audio sound card
6. **Storage** : Information about hard drive, connection standard, Smart Disk status
7. **Network** : Information about network (IP, MAC, Lan, Wifi)
8. **Devices**: Information about drivers, ports of the computer

There are also a number of other items but are not important so will not mention. You want to see what information, click expand that item.

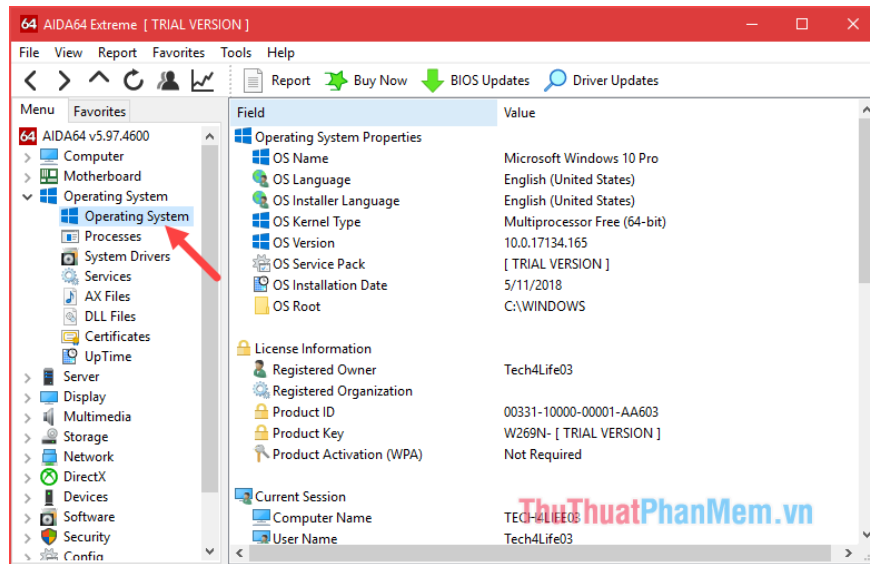
For example, if you want to see an overview of computer hardware, click expand Computer, then click Summary, the information will display in the right window:



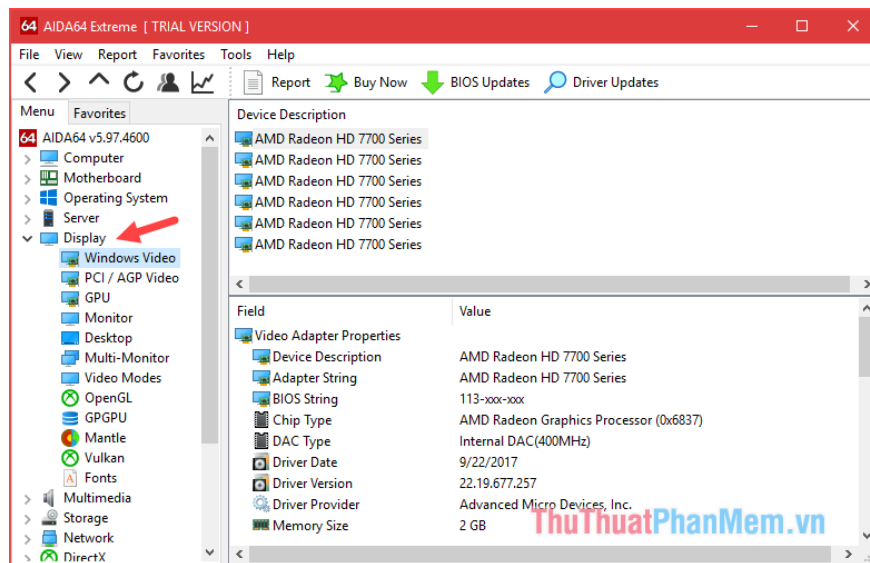
In the Motherboard you can see the information of the CPU, motherboard, RAM, Chipset, Bios.



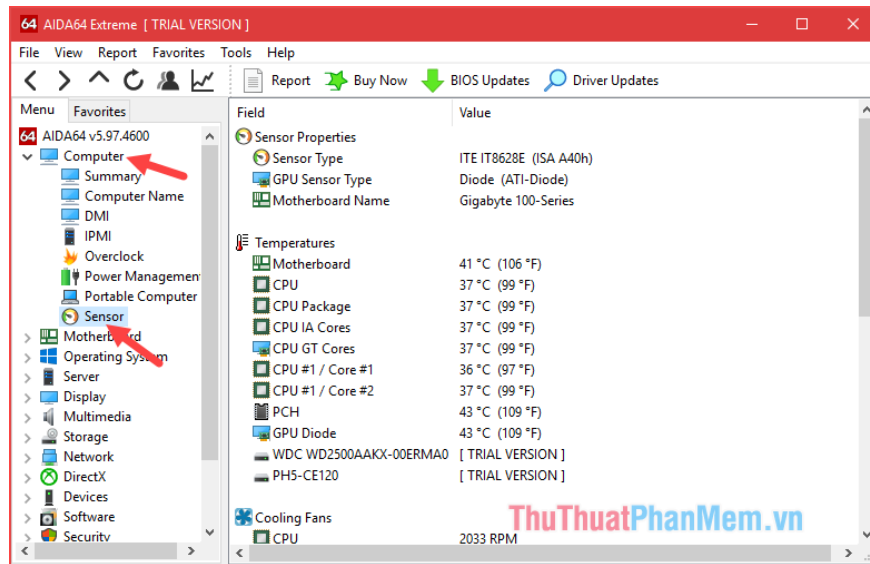
Section Operating System you can see detailed information about Windows:



If you want to see information about graphics card or screen resolution, you select the Display.

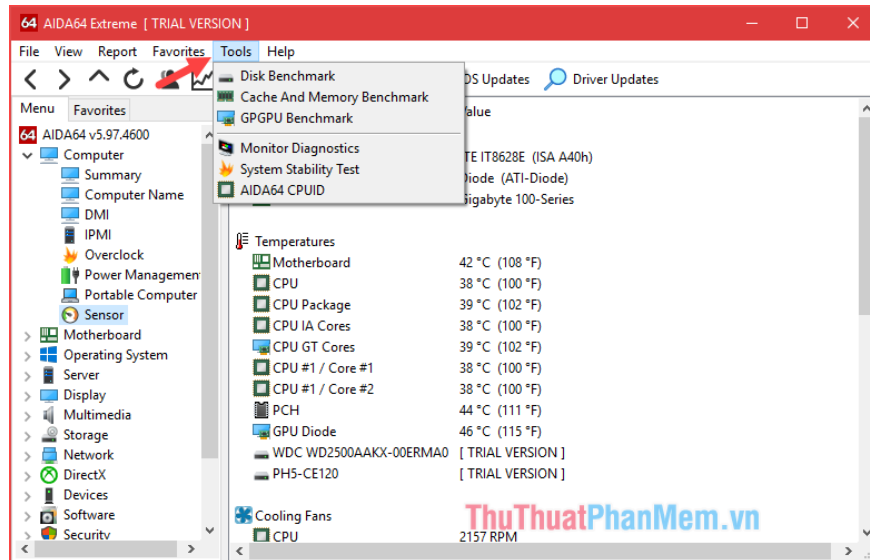


To see the operating temperature of the hardware and fan speed, you can select **Computer -> Sensor** .

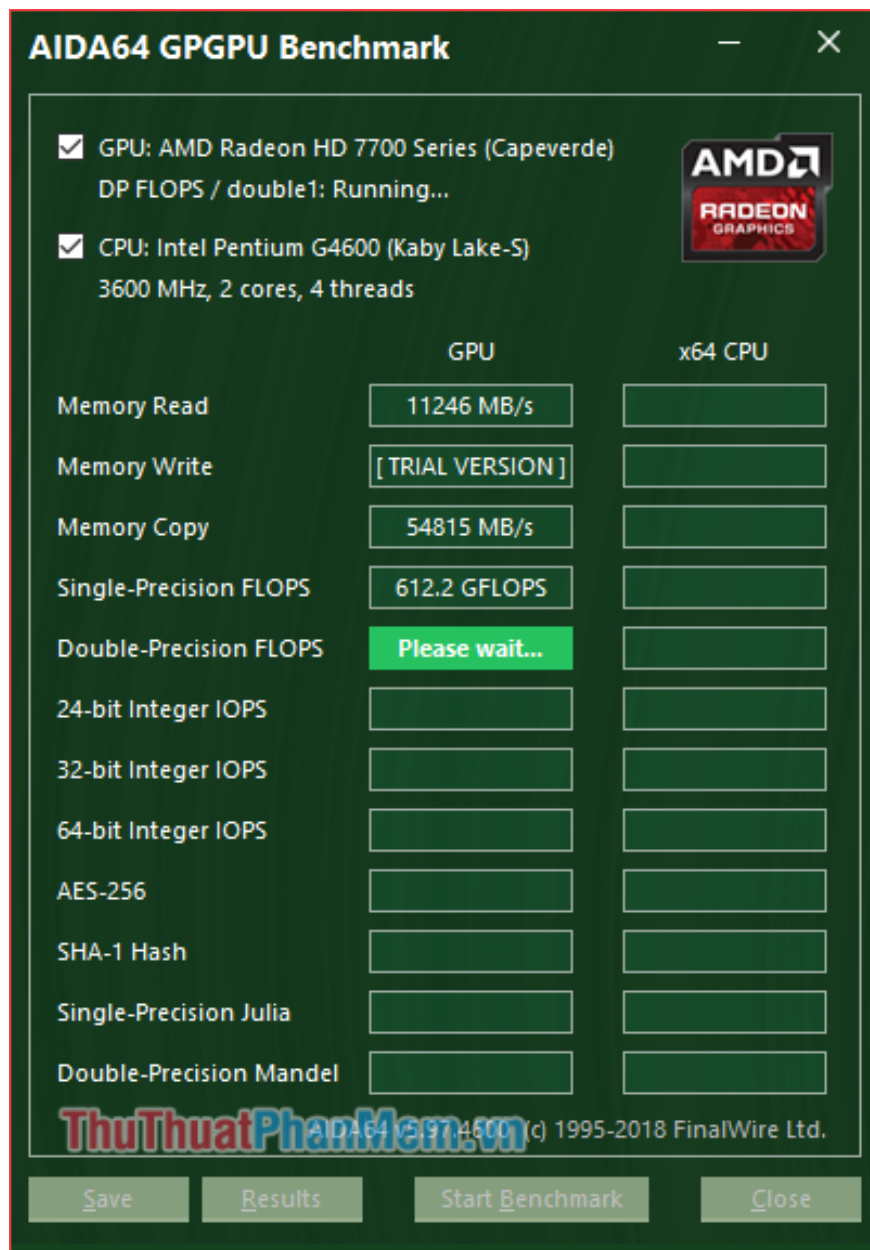


In addition, the Tool section of the software will provide you with some pretty good hardware testing functions as follows:

1. **Disk Benchmark** : Test the hard drive
2. **Cache And Memory Benchmark** : Test CPU, RAM
3. **GPGPU Benchmark** : Test GPU
4. **Monitor Diagnostics** : Test the screen
5. **System Stability Test** : Check the temperature of CPU, GPU, DISK . etc . Check fan speed
6. **AIDA64 CPUID** : Check the CPU parameter



The following example is the function of testing the video card:



**Note :** Some features require you to purchase the full version to use it otherwise TRIAL VERSION will appear.

Above is a tutorial on how to use AIDA64 software to check computer hardware information. Hope you will find the article useful.

You finished reading the article "**How to check computer hardware information using AIDA64**" edited by the [TipsMake](#) team. We hope this article has provided you with many useful tech tips and tricks. You can search for similar articles on tips and guides. Thank you for reading and for following us regularly.