

# How to check battery capacity and replace battery Apple AirTag

Apple AirTag has up to a year of battery life. AirTag uses CR-2032 round battery. The article instructs how to check the battery capacity of AirTag, how to replace a new battery for AirTag, the type of battery that AirTag is using.

Recently, Apple has just launched a 'tiny' device AirTag, which helps users find lost devices such as iPhone , iPad , AirPods , Macbook . In addition, it also supports finding all other objects thanks to the positioning feature. With a small and novel design, believers always wonder how to change the battery for Apple AirTag, is it easy? All will be answered right in this article.

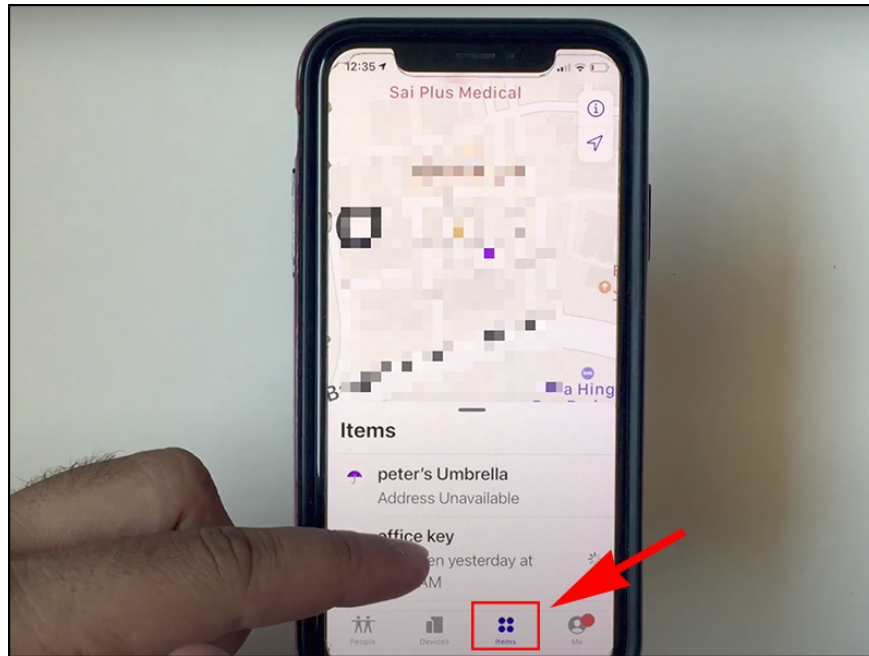
## 1. How to Check Apple AirTag on iPhone

Step 1: Open the Find My application on your iPhone device.



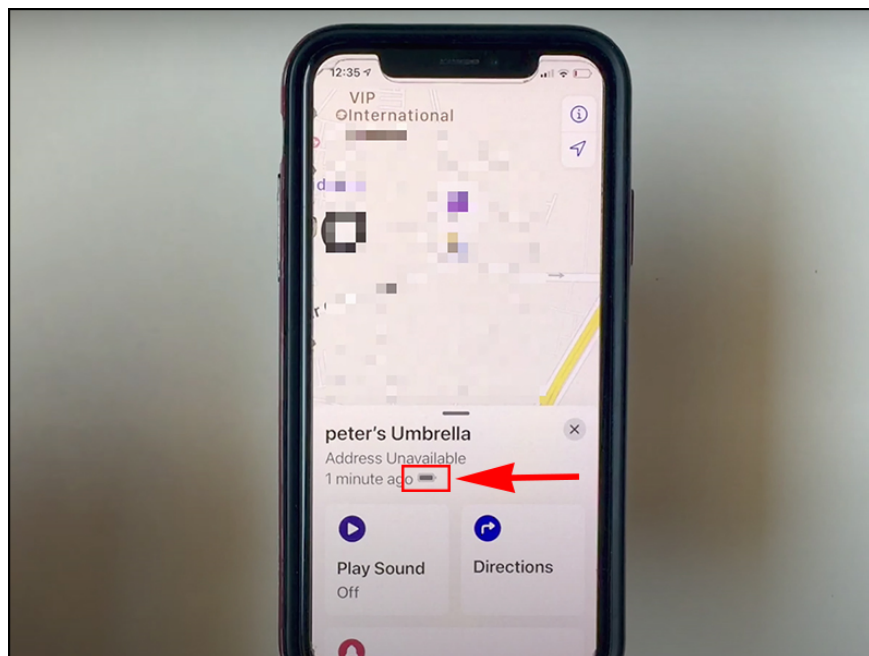
Start the Find My app on iPhone

Step 2: Select the Items bar.



Select the items bar to find the AirTag device you want to check


Step 3: Click on the AirTag to check the battery.



The remaining battery capacity is displayed under the device name

## 2. How to replace the Apple AirTag battery


Apple AirTag uses a 2032 round battery, just buying the right battery can easily replace the battery for your AirTag.



Round battery CR-2032

The steps to replace the new battery for AirTag are as follows:

Step 1: Use 2 thumbs to put on the front and back of AirTag > Press and turn counter-clockwise to remove.




Step 2: Take out the old battery and insert the new one.



AirTag will make a sound when the battery is successfully inserted

Step 3: Install the AirTag cover right away with 3 fasteners > Press the cover until you hear a sound.



Turn the cover clockwise until it stops rotating.



So there are only 3 simple steps we can replace the battery for the AirTag already.

The above article has provided you with how to check the battery capacity and how to replace the battery for the Apple AirTag easily. Hope to be useful to you. Good luck.

You finished reading the article "**How to check battery capacity and replace battery Apple AirTag**" edited by the [TipsMake](#) team. We hope this article has provided you with many useful tech tips and tricks. You can search for similar articles on tips and guides. Thank you for reading and for following us regularly.