

# How to change Zalo password on phone when you forget the password

Zalo is one of the most popular messaging applications today, storing a lot of important information such as messages, images, and personal data. Therefore, you need to change your password regularly to ensure account security.

In this article, Free Download will guide you how to change Zalo password on Android and iPhone phones. Please do it periodically every month to keep your account secure.



Change Zalo password on phone

## *1. How to change Zalo password on phone*

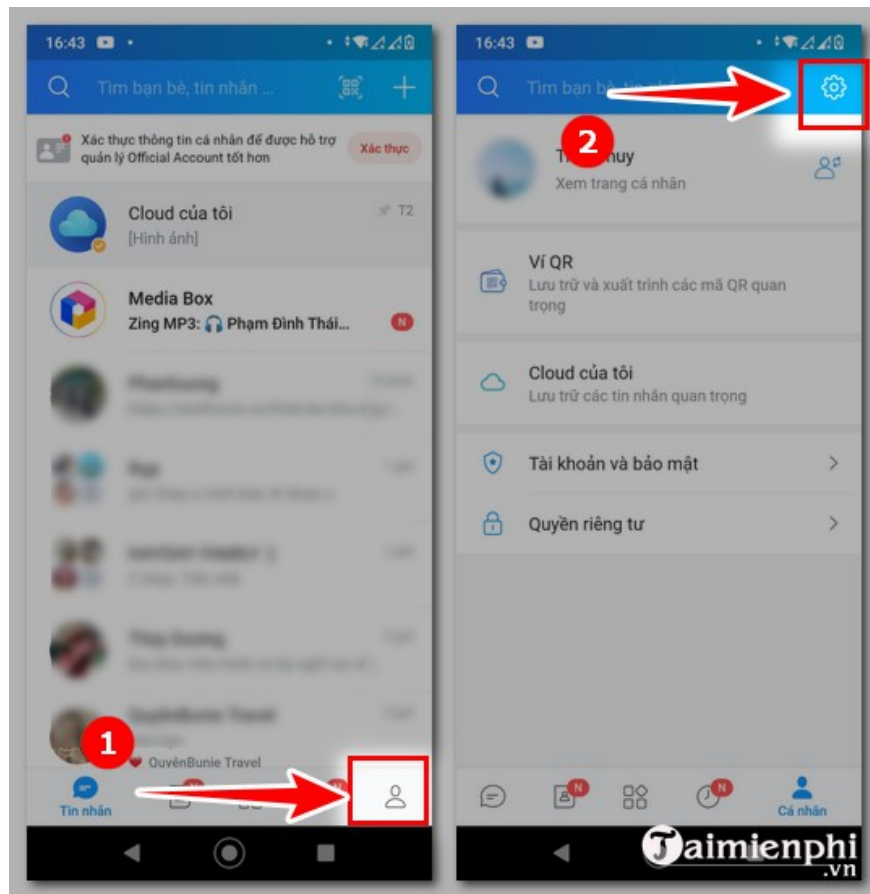
In this guide, we will guide you to change Zalo password on Android phone, you can do the same on other iOS devices. If Zalo has not updated to the latest version, please download it here:

- + Zalo download link **for iPhone**
- + Zalo download link **for Android**
- + Zalo download link **for Windows Phone**

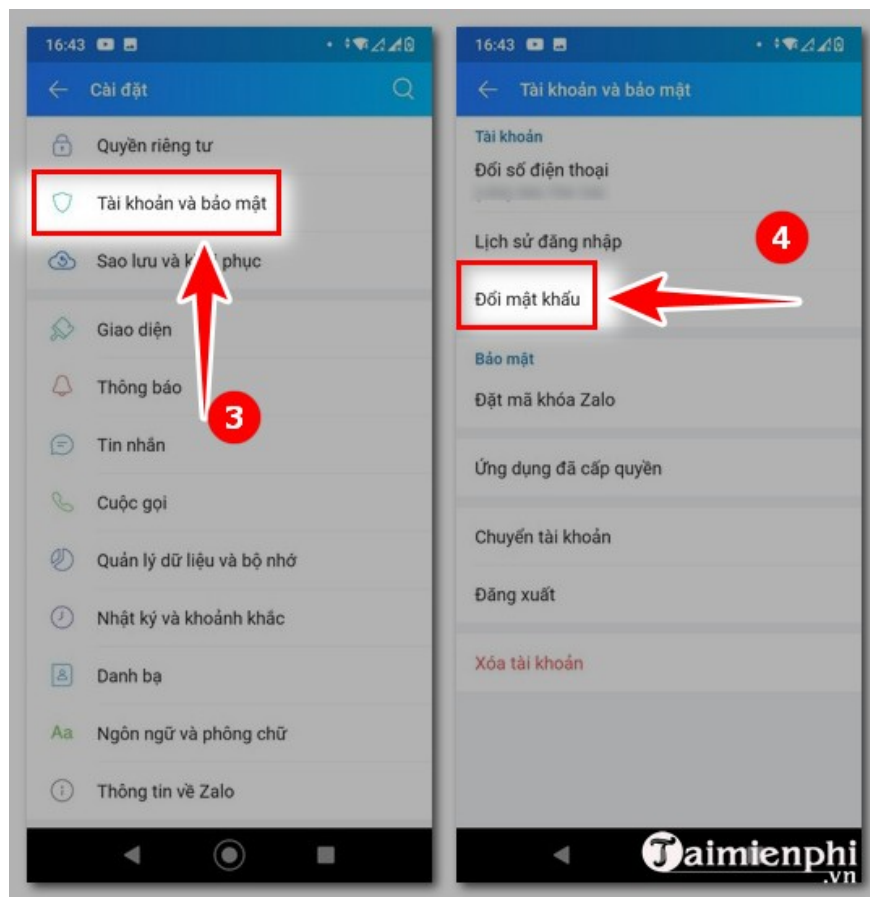
*Step 1:* Log in to Zalo.

In **the lower right corner** , click **the personal icon** . Next, select **the settings icon** .

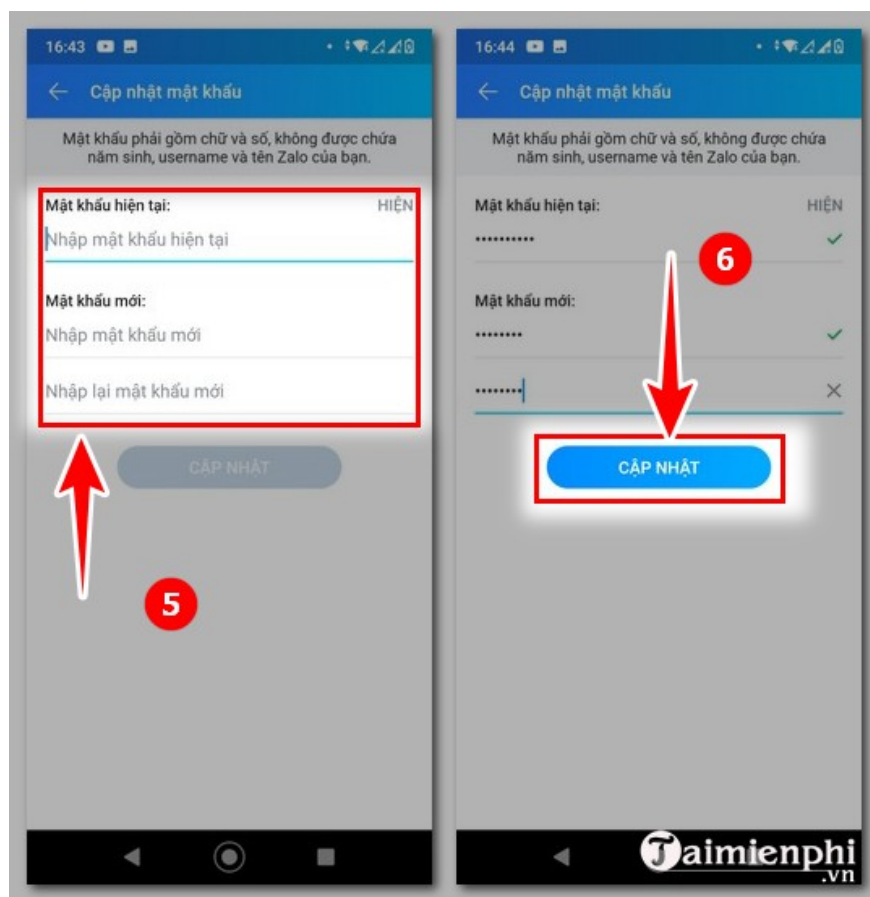
**Note:** In case you forget your password, in the **Login** section , click "**Recover password** " or see how to **recover Zalo password** of Free Download to create a new password.



**Step 2 :** Go to the Settings interface, click "**Account and security**". Next, click "**Change account**".



**Step 3** : At the Update Password interface, fill in all the information in the boxes: **Current password, new password, re-enter new password** . Next, click " **Update** " to update the new password.



## *2. Reasons to change Zalo password regularly*

Changing your Zalo password regularly will help protect your account from security risks:

- Zalo password can be revealed if you use the same password for many different accounts or if you do not change your password regularly.
- If you log in to Zalo on a public device, you need to change your password immediately to avoid having your account hacked.
- Use strong passwords and change them regularly, you will feel more secure when using Zalo to exchange and store information.

Many Zalo users often report that they cannot type Vietnamese on Zalo. The cause may be from many sides, but if you are struggling to find a solution, you have the answer right away through the article on how to **fix Vietnamese typing errors on Zalo** for PC.

Zalo not only allows users to set a password as desired, but also provides many other interesting features. One of the features that many people love is changing the phone ringtone. The article on **how to change Zalo ringtones** by Free Download has detailed instructions on how to do it, you can refer to it.

Besides Zalo, Facebook is also a platform that is popular with Vietnamese users. To join this social network, download the **Facebook Pro** application that Free Download has introduced.

You finished reading the article "**How to change Zalo password on phone when you forget the password**" edited by the [TipsMake](#) team. We hope this article has provided you with many useful tech tips and tricks. You can search for similar articles on tips and guides. Thank you for reading and for following us regularly.