

How to change your Wi-Fi password using an iPhone, Samsung, Android, or Oppo phone.

Regularly changing your Wi-Fi password is essential for protecting your data and network bandwidth. Instead of using a computer, you can now change your Wi-Fi password anytime on your smartphone. In this article, TipsMake will guide you through the simplest and quickest ways to change your Wi-Fi password using your phone.

Nowadays, high-end phones like iPhones, Samsung Galaxy, and Oppo all come with many features to suit users' needs. You can access or **change your Wi-Fi password using your phone** anytime you want. This article from Taimienphi will guide you on how to change your Wi-Fi password on your smartphone.



How to change your Viettel, FPT, and VNPT WiFi password using your phone.

Normally, the process of changing a Wi-Fi password on a computer is usually done via a desktop or laptop because users can access the modem's configuration page through a web browser. However, if a laptop can do it, then naturally a smartphone can too. You can easily change your Wi-Fi password using your phone to share Wi-Fi with devices in your home or office with just two methods shared by TipsMake in this article.

Benefits of changing your Wi-Fi password on your phone

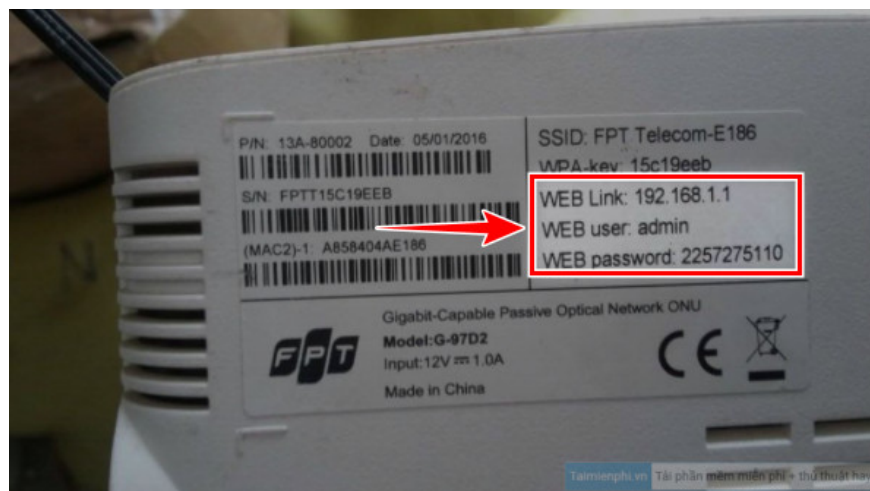
- Regularly changing your Wi-Fi password makes it more secure.
- Control the number of users to prevent your Wi-Fi from being hacked.
- Ensure your connection is stable and experiences fewer errors.

Note before changing your Wi-Fi password

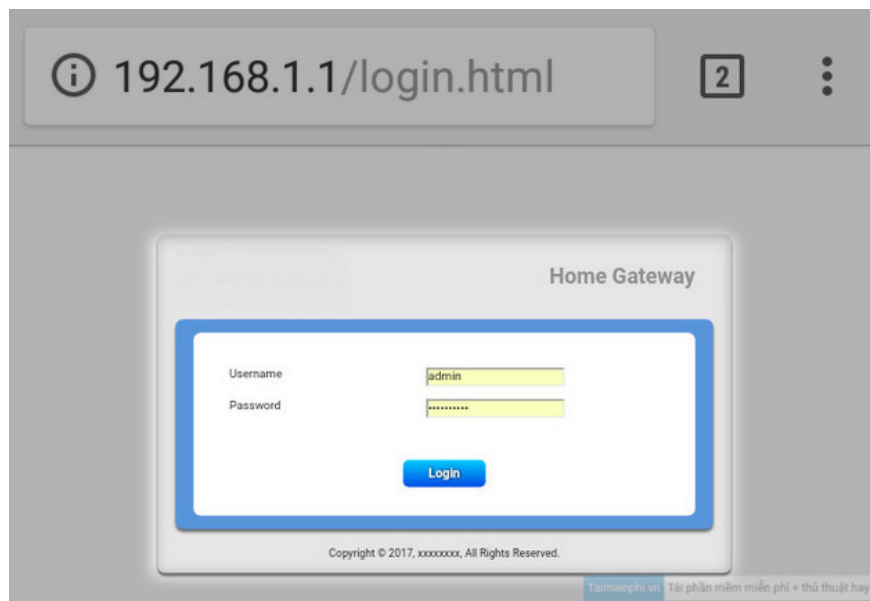
- Each Wi-Fi router has a default Admins IP address (modem administration page), which is printed on the back of the router. Some login links are: **192.168.1.1**; **192.168.0.1**; **192.168.100.1**
- You need to connect your phone to the Wi-Fi modem via Wi-Fi first.

How to change your Wi-Fi password using your phone.

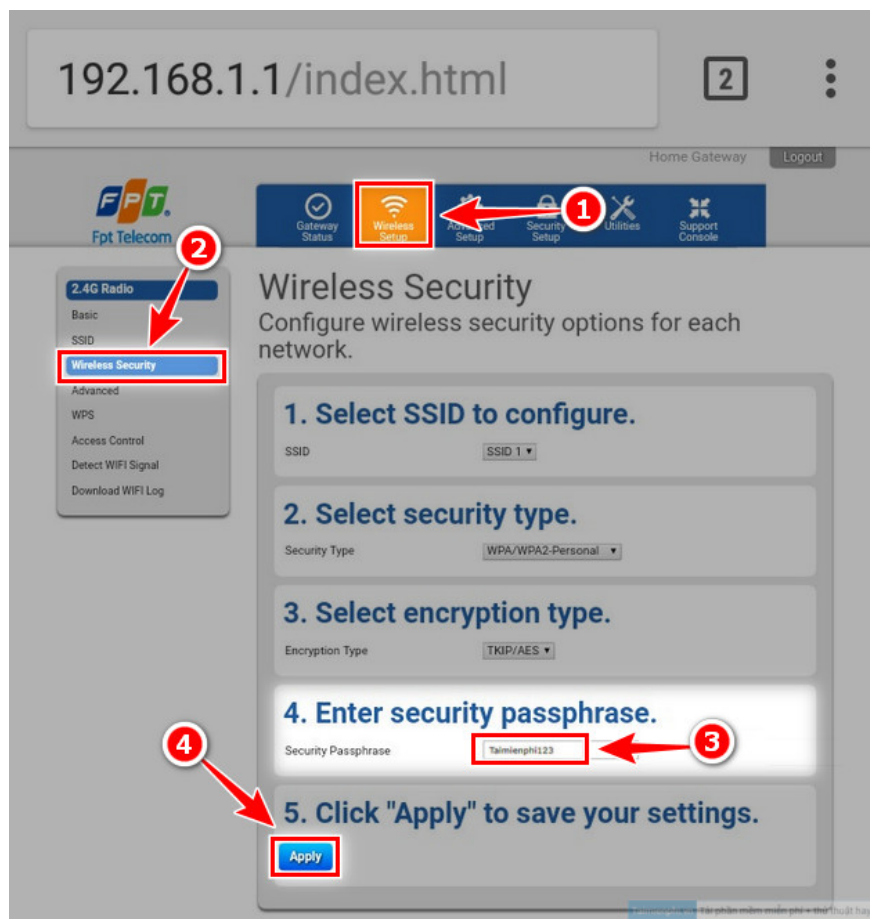
- *Step 1* : Open your web browser on your phone, enter the IP address printed on the back of your Wi-Fi router
- + **Web Link**: The IP address to access and change your Wi-Fi password
- + **Web User (Username)**: Username (access permission)
- + **Web Password (Password)**: Password (username/access permission)



- *Step 2*: Depending on the modem you are using, the login interface may vary, but they all require you to enter **the Web User** and **Web Password** to access the Wi-Fi modem.
- **Note**: If you are unable to log in to your Wi-Fi modem, please contact the technical support department for assistance as soon as possible (FPT: **19006600**); (Viettel: **18008119**); (VNPT: **18001091**)



- Step 3: Click **Wireless Setup** => **Wireless Security** => Enter the new password in **Security Pasphrase** => Click **Apply** . The system will immediately reset the Wi-Fi modem, and the changes will take effect. If a confirmation message appears asking to restart, click **Yes** .



If the above method for changing your Viettel, FPT, or VNPT WiFi password is too difficult, Taimienphi will

guide you on how to use the **Netger** software to quickly configure and change your WiFi password using your phone with the following simple steps:

- *Step 1:* Install and open the **Netgear** application using the link below.

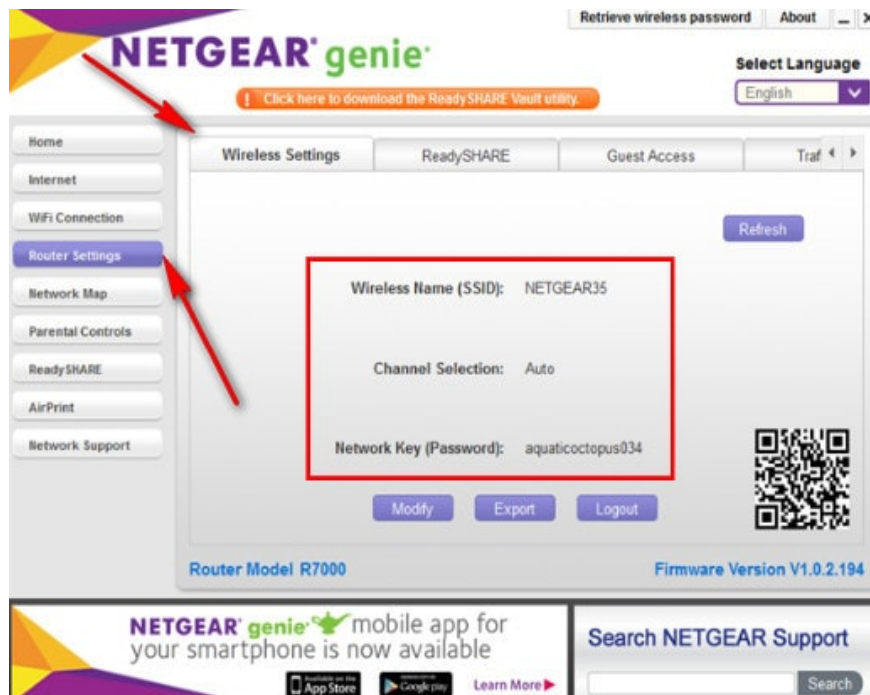
- Download link for Netgear for Android

- Download link for Netgear for iPhone

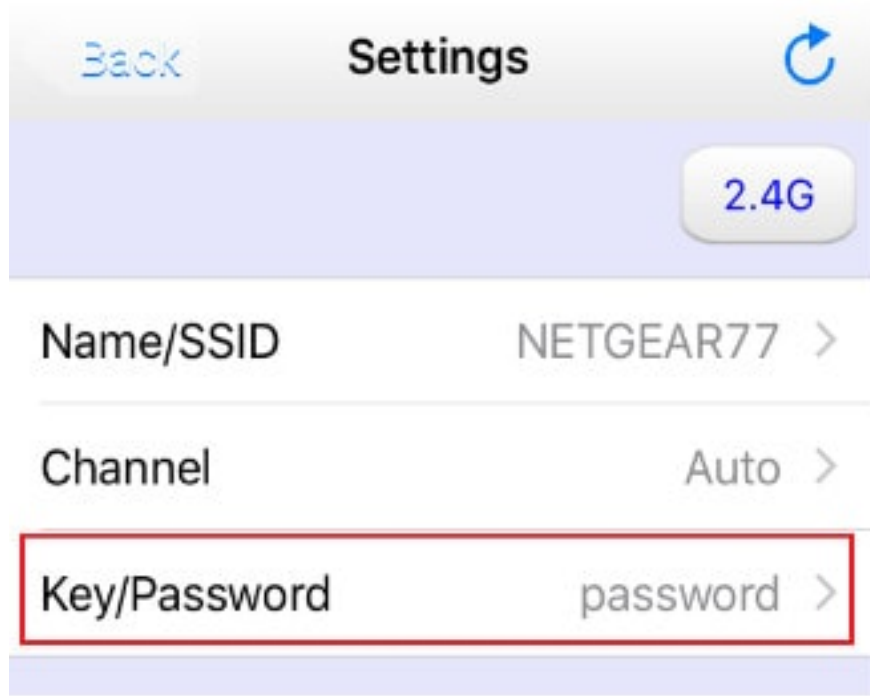
- *Step 2:* Click on **Wireless Settings** (iOS, Android) or **Retrieve Wireless Settings** (PC version). A login screen will appear; enter the **username** and **password** for your Wi-Fi modem. The commonly used username and password are "**admin**".



- *Step 3:* In the **Settings** screen, tap on **Key/Password** or **Name/SSID**.



- *Step 4:* Enter the new Wi-Fi password in **Key/Password** => click **Save** => **Done** or **Apply** to save. A message will appear saying " **Changing settings can disrupt active traffic on the wireless network. Do you want to continue?** Tap **OK** and follow the prompts to reconnect to the wireless network ." => click **OK**.



Currently, each network provider has launched a mobile application with built-in essential features for customers, allowing them to change their Wi-Fi password using their phone, such as Viettel, FPT, and VNPT Wi-Fi passwords on their smartphone with just a few taps. If you are using FPT network, download and install the Hi FPT application immediately.

If you unfortunately forget your newly changed Wi-Fi password, that's terrible, but luckily, you can completely recover your Wi-Fi password by following the instructions on how **to recover your Wi-Fi password** on your laptop or desktop.

You finished reading the article "**How to change your Wi-Fi password using an iPhone, Samsung, Android, or Oppo phone.**" edited by the [TipsMake](#) team. We hope this article has provided you with many useful tech tips and tricks. You can search for similar articles on tips and guides. Thank you for reading and for following us regularly.