

# How to change your Play Store region, change your country on Google Play.


Changing your Google Play region allows you to download apps or games that aren't available in your country. Below is a simple and quick guide on how to change your Google Play region; anyone can follow it.

The Google Play app store varies greatly from country to country, largely due to national policies that Google Play must adhere to, and partly due to the app publishers themselves. This is why Android users often want to change their Google Play region or country to suit their needs.

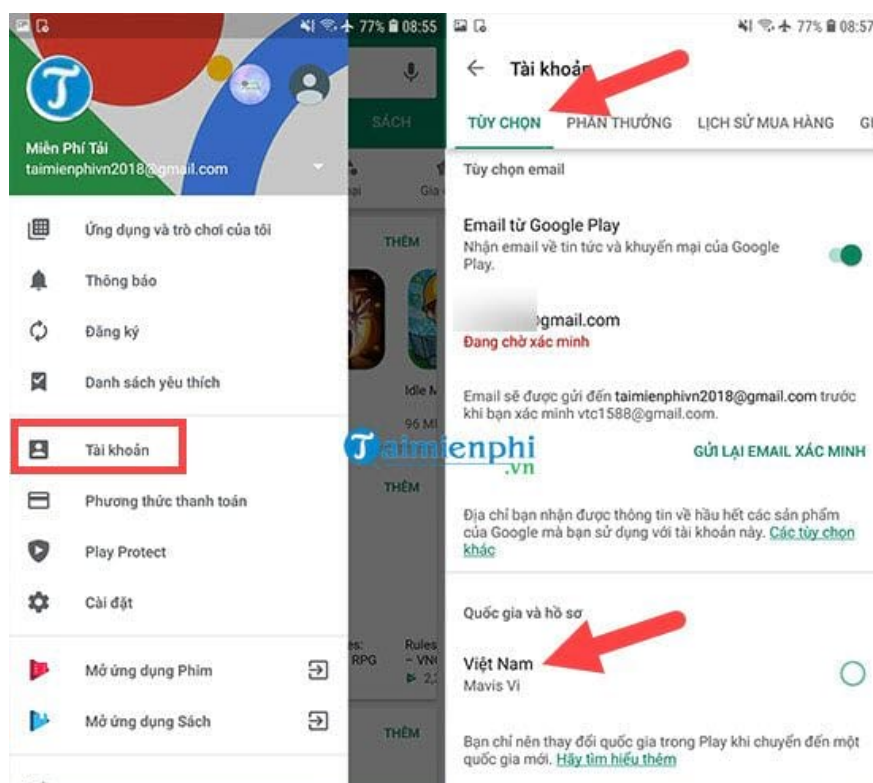


## *How to change your Play Store region, change your country on Google Play.*

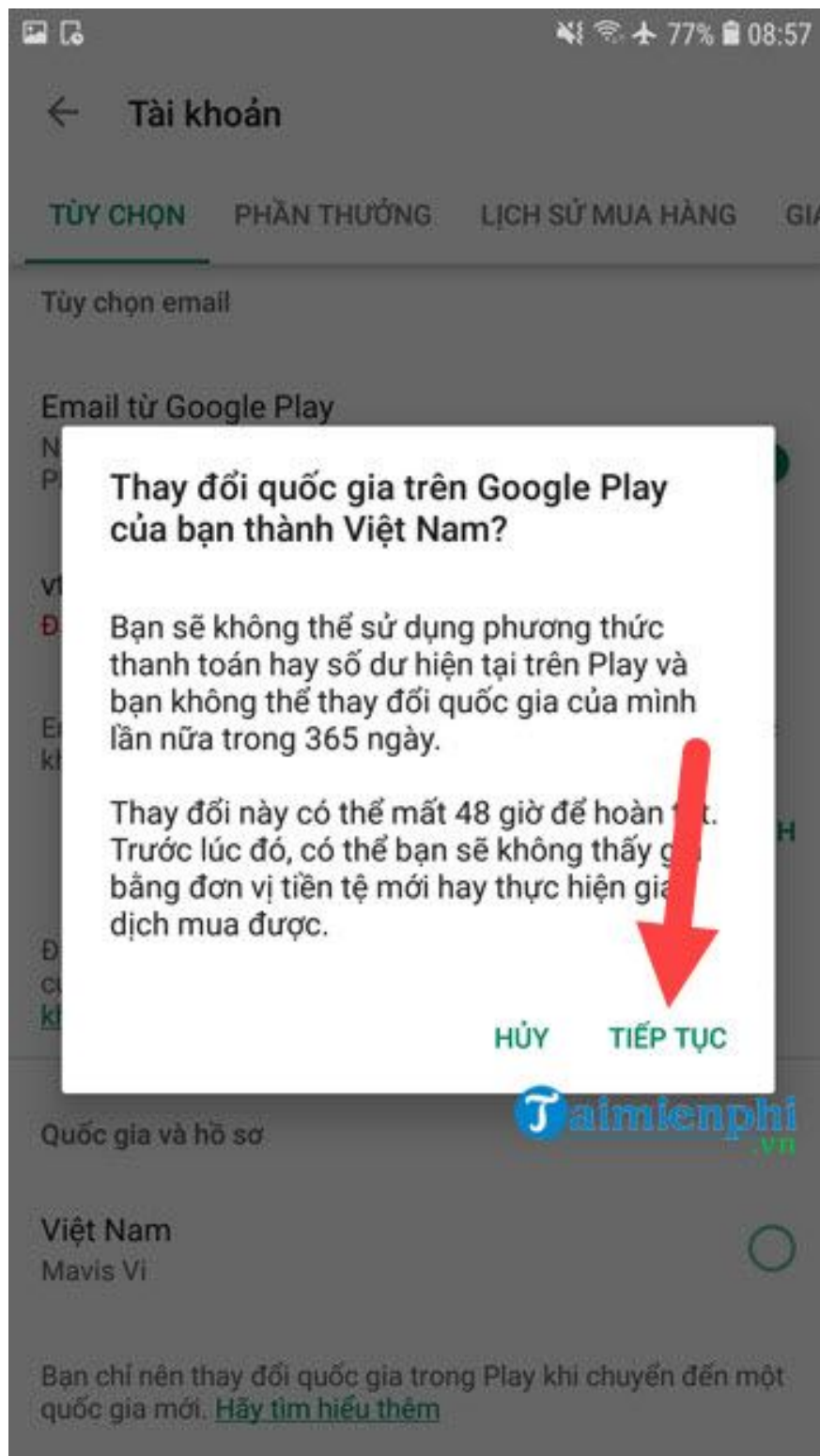
*Step 1:* To change the country on Google Play, first access the Google Play Store, then tap the **Menu** icon in the app store interface.



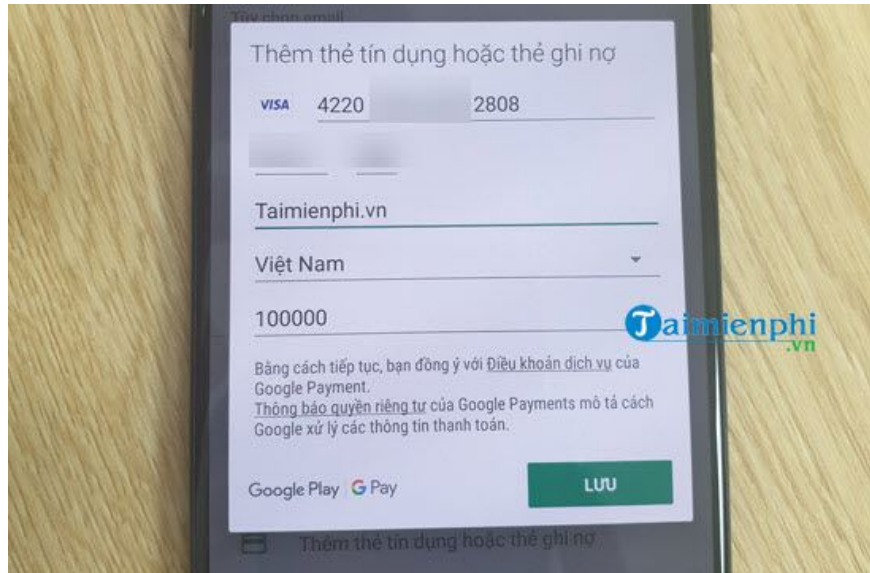
*Step 2:* Immediately, your account menu will appear. Here, select "**Account**" > within the options section, you will see "**Country and Profile**". Click on it to change your country on Google Play.



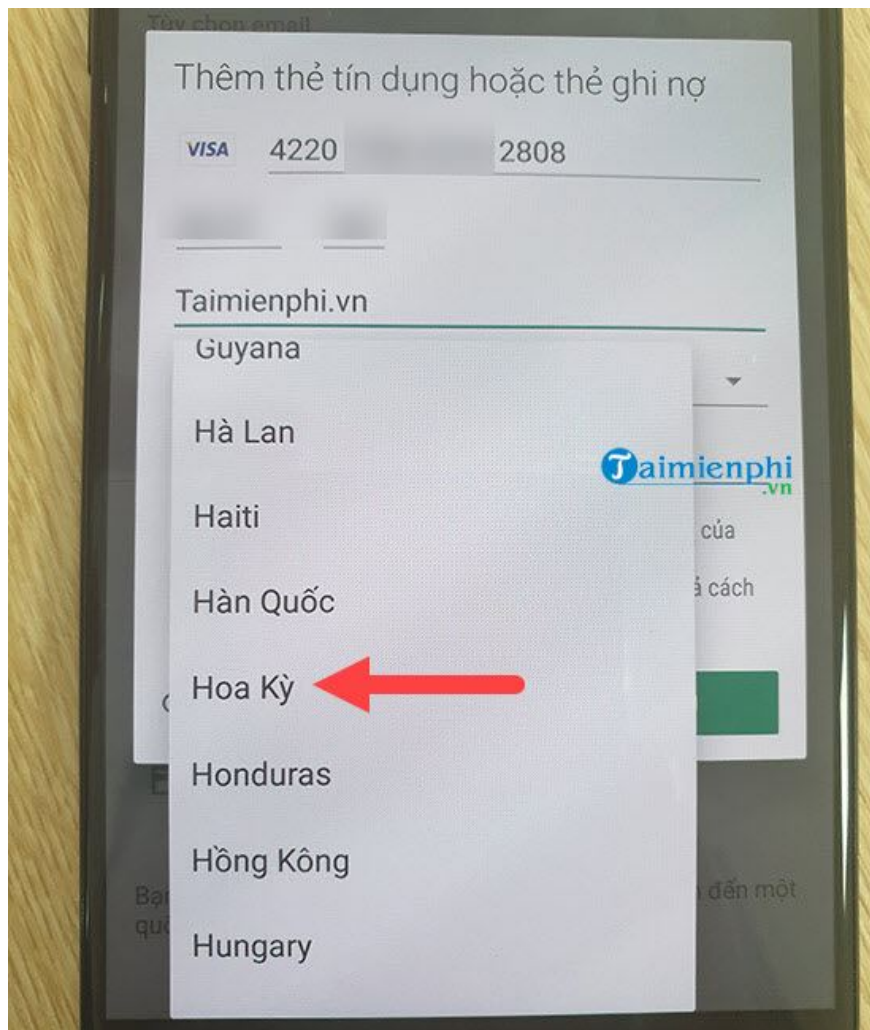
*Step 3:* Before proceeding with the country change on Google Play, the system will ask you again about the change, as it can only be done once a year and is reviewed within 48 hours.



*Step 4:* In some countries, you are required to add a credit card to change your country on Google Play. Only a few countries, such as Vietnam, are exempt from this requirement.



*Step 5:* Remember to select the correct country name, then fill in the cardholder information completely and accurately, and click Confirm. This verification process will take 48 hours and there is no guarantee of successful approval.



So, TipsMake has finished guiding you on how to change your country on Google Play. To log in to Google Play in a new region, you must meet the requirements and also wait for approval. Of course, if you want to install an app that isn't available on Google Play in your country, there are other ways besides logging into Google Play on your device. Additionally, instead of using the boring default interface, Android users can also apply tricks to change the Google Play store interface to Dark Mode for a fresher, more interesting look.

Yes, there are still many alternatives to changing the country on Google Play that still achieve the desired effect, such as downloading and installing APK files on your Android phone from a third-party source. Currently, there are many sources that help you **install APK files on your Android phone** quickly and safely. If you don't have Google Play installed, you can download and install the Google Play APK to your device.

You finished reading the article "**How to change your Play Store region, change your country on Google Play.**" edited by the [TipsMake](#) team. We hope this article has provided you with many useful tech tips and tricks. You can search for similar articles on tips and guides. Thank you for reading and for following us regularly.