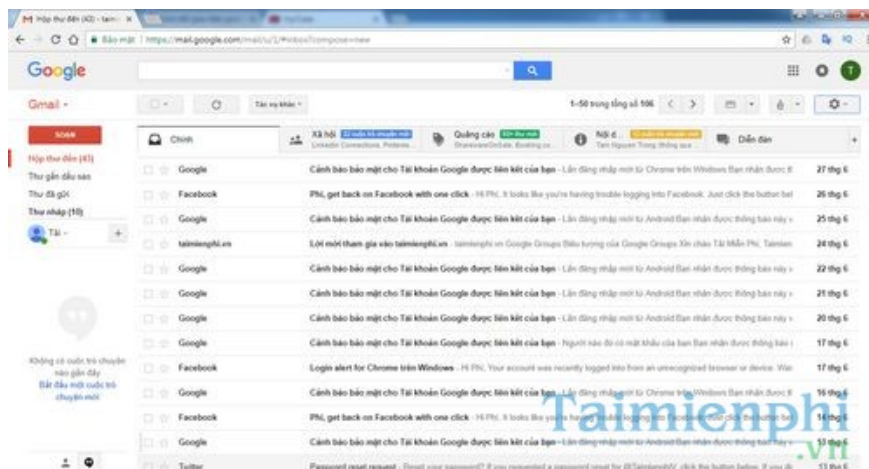


How to change your Gmail background image to your wife, child, girlfriend, or lover.

Gmail offers users the ability to set any image they like as their Gmail background. You can easily change your Gmail background to your wife, child, girlfriend, or lover.

What could be better than your wife or girlfriend opening your computer and seeing their picture as the Gmail background? Check out Taimienphi's guide **on how to change your Gmail background image** .

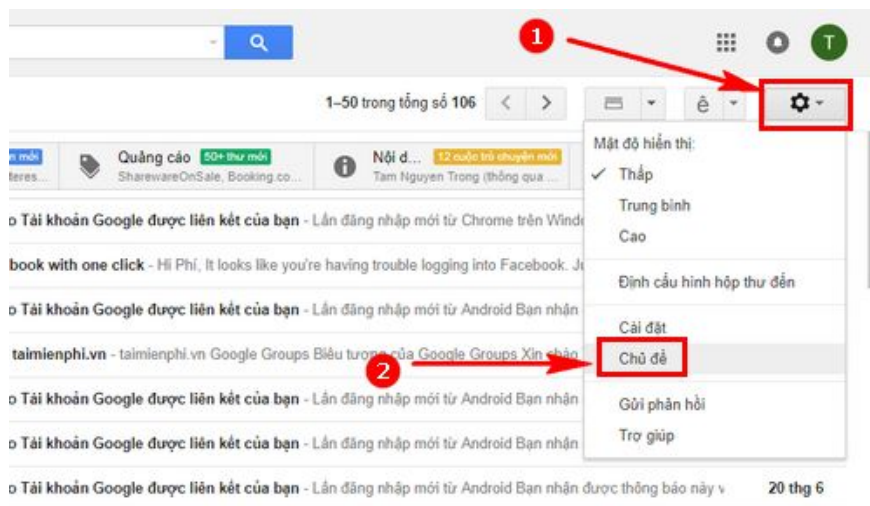


How to change Gmail's default interface.

How to change Gmail background image on a computer

Note: In this guide, Taimienphi will show you how to change the Gmail background image on a computer; you can follow similar steps on other Android and iOS devices.

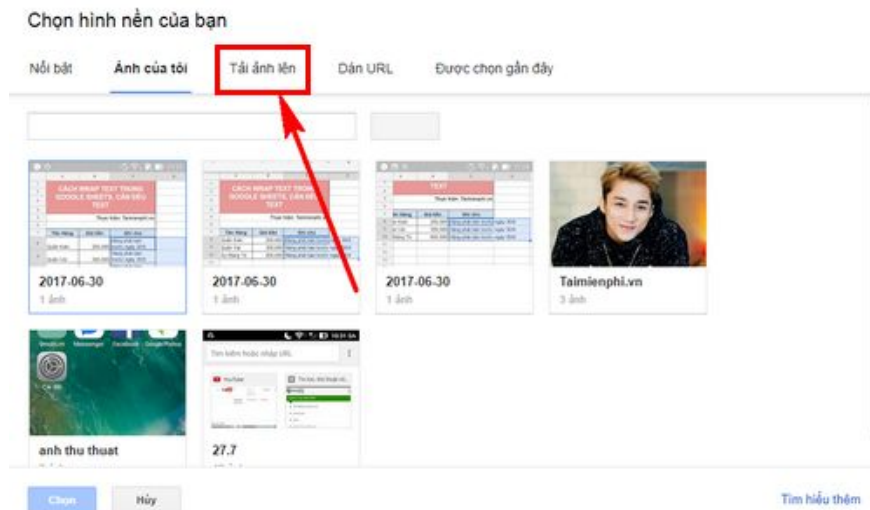
Step 1: Log in to your Gmail account, then click on the **Options** icon . Next, click on **Themes**.



Step 2: In the **Choose your theme** dialog box , the user should not select Supported Themes but instead click **My Photos**.



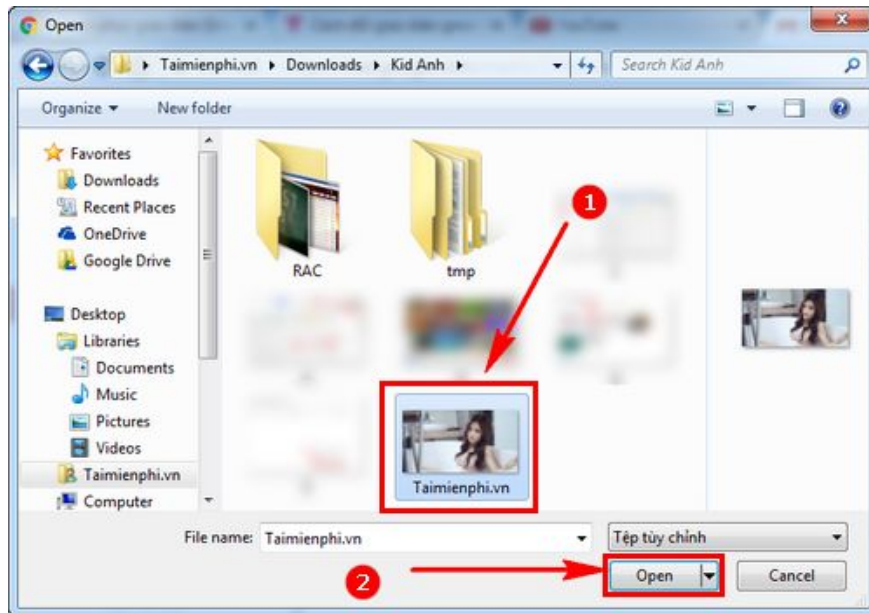
Then move on to the **Upload image** section.



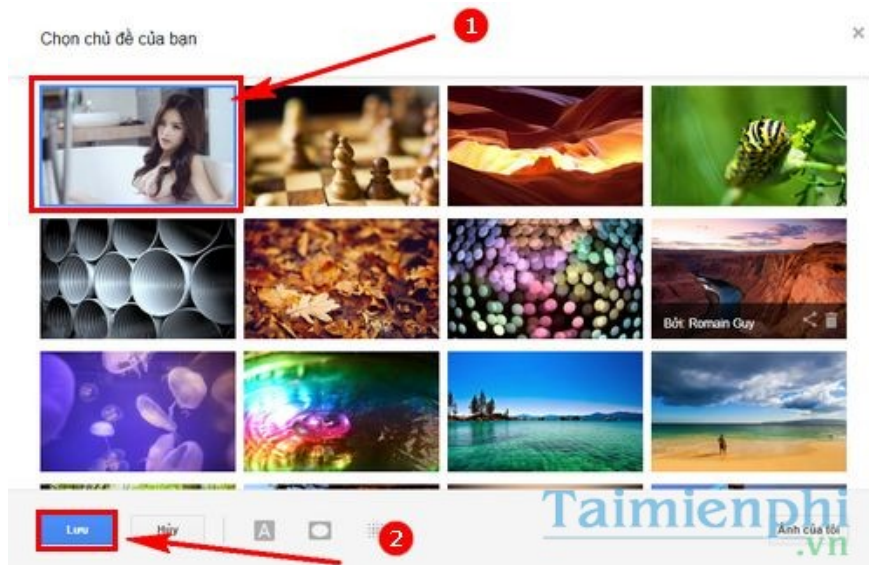
Step 3: In the Upload image section, click on **Select image from your computer**. Alternatively, you can drag and drop the image you want to set as wallpaper into this dialog box.



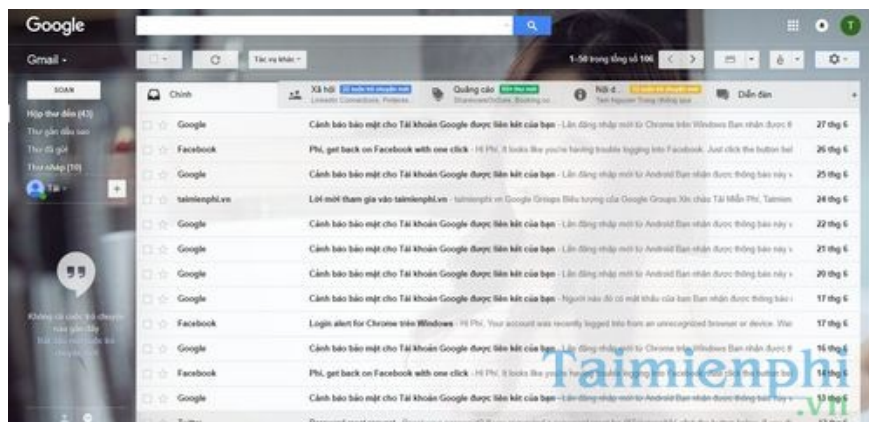
Step 4: **Choose a picture** of your wife, children, girlfriend, or lover as your Gmail background. Click **Open** to open the image.



Step 5: Once the image has been uploaded to the Gmail interface, click **Save** to complete the process.



Now you can use pictures of your family, wife, children, girlfriend, or lover as your Gmail background.



Try this **method to change your Gmail background image** from Taimienphi to create a little surprise for your loved ones.

Besides themes, users can also change the Gmail interface to Vietnamese if they are currently using Gmail in English or other languages. Just a few simple steps are enough to change the Gmail interface to Vietnamese . You should use this trick to change the Gmail interface to Vietnamese for optimal work performance and easier email sending and receiving. If you have any questions, please comment below so TipsMake can answer them.

You finished reading the article "**How to change your Gmail background image to your wife, child, girlfriend, or lover.**" edited by the [TipsMake](#) team. We hope this article has provided you with many useful tech tips and tricks. You can search for similar articles on tips and guides. Thank you for reading and for following us regularly.