

How to change Wifi password, change wifi pass VNPT, FPT, Tenda, TP-Link, Viettel on computer, phone

Changing this Wifi password will make it easier to change WiFi passwords, increase WiFi security. Here is a summary of how to change WiFi pass for the most popular modems, such as: FPT, Tenda, TP-Link, Viettel, please refer.

Your home WiFi suddenly shows signs of slow connection, even the signal is disconnected, greatly affecting the work as well as other needs to use the Internet. There are many reasons that affect WiFi access speed, for example, because the location of the router is not suitable, using it with continuous intensity makes the router hot, . or your home WiFi is being used "temple ".

When many people illegally access your home WiFi network, it will lead to "overloading" and affect the connection speed. The way to change this Wifi password will help **change WiFi passwords** more easily, increase WiFi security. Here is a summary of **how to change WiFi pass** for the most popular modems, such as: FPT, Tenda, TP-Link, Viettel, please refer.

The following general article includes how to **change the WiFi password** of the modem, you choose the correct modem to use:

CHANGE PASS WIFI TP-Link, FPT, Tenda

1. How to change WiFi Tenda password
2. Instructions for changing WiFi WiFi TP-Link
3. Change FPT WiFi pass by computer
4. Instructions to change Linksys WiFi password
5. How to change WiFi Dlink password
6. How to change WiFi iGate VNPT pass
7. Change Viettel WiFi modem password
8. Change pass WiFi modem HuaWei VNPT
9. Replace VNPT Yes Telecom WiFi modem password



1. How to change WiFi Tenda password

Currently there are many Wireless Tenda routers on the market, such as Tenda F3 N300, Tenda W311R, Tenda W316R, . How to change WiFi Tenda password is the same, no matter which router you use. .

1. First, access the Tenda modem admin page with the IP range of **192.168.0.1** . Enter Information **Username** is **admin** and **Password** is **Admin** .
2. Then select **Wireless> Wireless Security** tab and enter the **password for WiFi** into **Security Key** and then click **OK** to finish.

Readers refer to the article [How to change wifi password Tenda?](#) for details on how to do it.



2. Instructions for changing WiFi WiFi TP-Link

TP-Link routers are now one of the popular routers used by many people. In particular, the TP-Link Talon AD7200 router is classified as a quality TP-Link router. Changing the password for TP-Link WiFi is also very simple according to the steps below.

1. You can also access the TP-Link modem management page at **192.168.1.1** . Then enter the **admin** **Username** as **admin** and **Password** as **admin** .

- Next, we follow the path **Wireless> Wireless Security** and then enter the **new password** in the **Wireless Password section**.

Refer to how to do details in the article [How to change the Tp-Link wifi password ?](#).

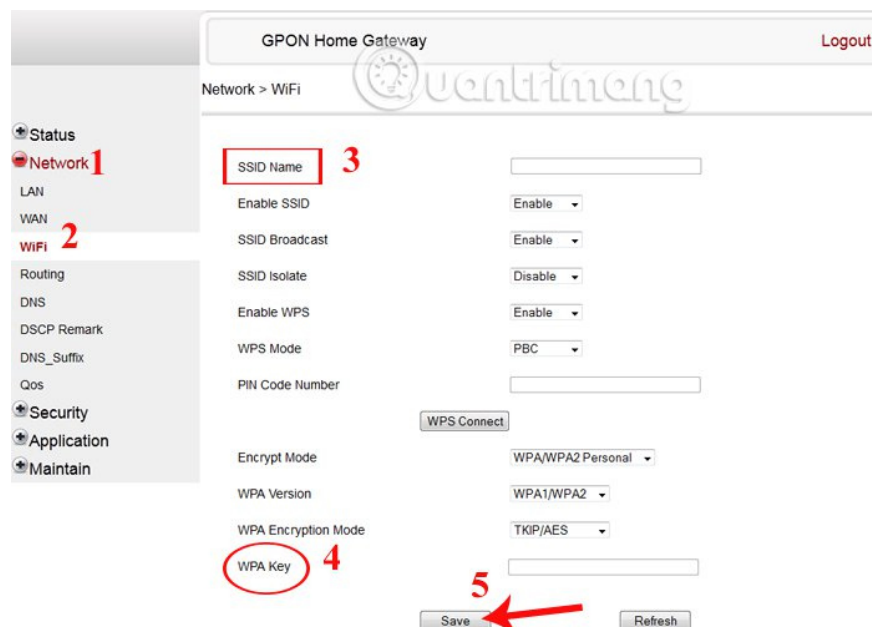


3. Change FPT WiFi pass by computer

Normally after setting up the WiFi for the first time, you will be installed by any technician with a code or password provided by yourself. However, after using time we should also change the password range. To change FPT Wifi password you do the following:

- Open the browser website on your computer and then go to **192.168.1.1**, then enter the **admin username** and **password** as **admin**.
- In the next interface, we will select **Network> Wifi** set a **new password** at **WPA Key**, then click **Save** to save the new changes.

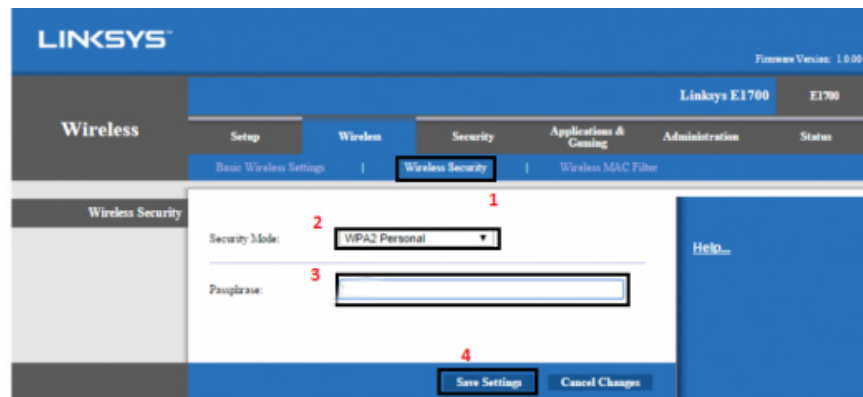
Detailed article refer to [How to change FPT WiFi password](#).



4. Instructions to change Linksys WiFi password

Similar to the above modems, when you change Linksys WiFi you also need to access the modem management page interface and then change the password for WiFi.

1. Access the admin page of the Linksys WiFi modem by default to **192.168.1.1** . Then login **User** information as **admin** and **Password** as **admin** .
2. Next, do **Wireless> Wireless Security> WPA Shared Key** and then enter a new password for WiFi. How to read details in the article 2 steps to change Linksys wifi password.



5. How to change WiFi Dlink password

Currently, operators VNPT, FPT, Viettel often use modem line Dlink 600 and Dlink Dir 605L. The way of managing and modifying those modem passwords is similar.

1. Access the IP address on the computer through the browser with the address **http://192.168.1.1** or **http://192.168.0.1**. Enter **Username** information as **admin** and **password** as **admin** .
2. Continue to **Setup> Network Settings> Pre-Shared Key** enter the **new password for WiFi** .

Detailed instructions in How to change WiFi DLink password for network operators.

Product Page: DIR-657 Hardware Version: A1 Firmw

D-Link

DIR-657 // SETUP ADVANCED TOOLS STATUS

INTERNET
WIRELESS SETTINGS
NETWORK SETTINGS
MEDIA SERVER
IPV6
PARENTAL CONTROL

WIRELESS :

Use this section to configure the wireless settings for your D-Link Router. Please note that changes made on this section may also need to be duplicated on your Wireless Client.

Save Settings Don't Save Settings

WIRELESS NETWORK SETTINGS

Enable Wireless : Always New Schedule

Wireless Network Name : dlink (Also called the SSID)

802.11 Mode : Mixed 802.11n, 802.11g and 802.11b

Enable Auto Channel Scan :

Wireless Channel : 2.437 GHz - CH 6

Transmission Rate : Best (automatic)

Channel Width : 20 MHz

Visibility Status : Visible Invisible

WIRELESS SECURITY MODE

To protect your privacy you can configure wireless security features. This device supports three wireless security modes, including WEP, WPA-Personal, and WPA-Enterprise. WEP is the original wireless encryption standard. WPA provides a higher level of security. WPA-Personal does not require an authentication server. The WPA-Enterprise option requires an external RADIUS server.

Security Mode : WPA-Personal **4**

WPA

Use **WPA or WPA2** mode to achieve a balance of strong security and best compatibility. This mode uses WPA for legacy clients while maintaining higher security with stations that are WPA2 capable. Also the strongest cipher that the client supports will be used. For best security, use **WPA2 Only** mode. This mode uses AES(CCMP) cipher and legacy stations are not allowed access with WPA security. For maximum compatibility, use **WPA Only**. This mode uses TKIP cipher. Some gaming and legacy devices work only in this mode.

To achieve better wireless performance use **WPA2 Only** security mode (or in other words AES cipher).

WPA Mode : Auto (WPA or WPA2)

Cipher Type : TKIP and AES

Group Key Update Interval : 3:00 (seconds)

PRE-SHARED KEY

Enter an 8- to 63-character alphanumeric pass-phrase. For good security it should be of ample length and should not be a commonly known phrase.

Pre-Shared Key : **5**

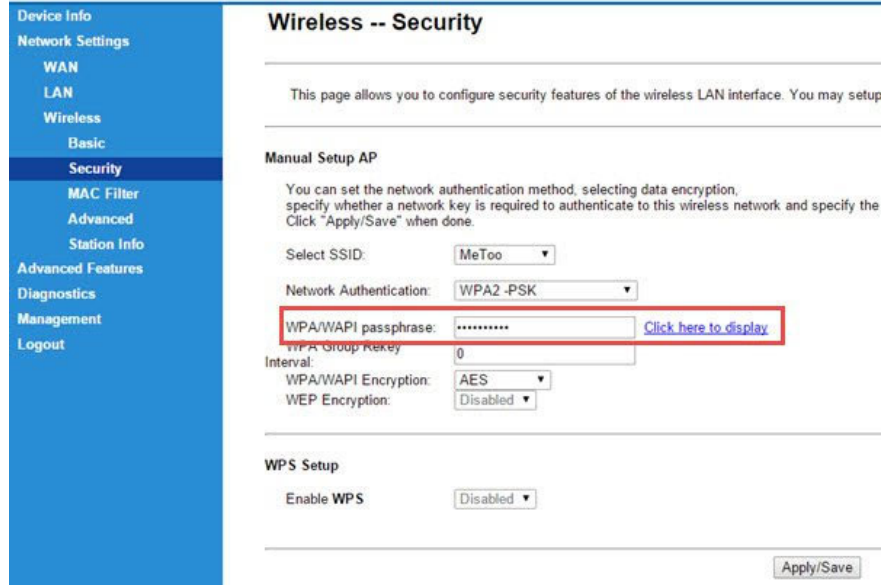
WIRELESS

6. How to change WiFi iGate VNPT pass

Changing the password of WiFi modem iGate VNPT will help your internet connection speed be more stable, avoid unauthorized access.

1. We access the IP address of **192.168.1.1** . Then enter **User** information as **admin** and **Password** as **admin** , then click **Login** .
2. Next, follow the path of **Network Settings> Wireless> Security** and then enter the **new password** into **WPA / WAPI passphrase** . Click **Apply** below to save.

Refer to the detailed article in the Guide to changing WiFi iGate VNPT password.



Wireless -- Security

This page allows you to configure security features of the wireless LAN interface. You may setup

Manual Setup AP

You can set the network authentication method, selecting data encryption, specify whether a network key is required to authenticate to this wireless network and specify the Click "Apply/Save" when done.

Select SSID:

Network Authentication:

WPA/WAPI passphrase: [Click here to display](#)

WPA Group Key:

Interval:

WPA/WAPI Encryption:

WEP Encryption:

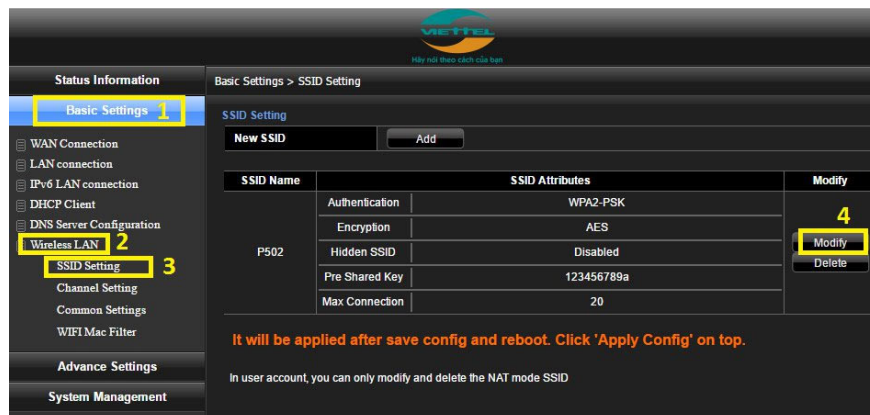
WPS Setup

Enable WPS:

7. Change Viettel WiFi modem password

We can mention some of Viettel's WiFi modems such as TP Link, Totolink, Alacatel, optical cable. How to change WiFi modem password Viettel is similar to some other modems.

1. Access IP address **192.168.1.100:8080** , then enter **User** as **admin** and **Password** as **admin** .
2. Next, go to **Basic Settings> Wireless Lan> SSID Setting** , and then click **Modify** .



Status Information

Basic Settings > SSID Setting

SSID Setting

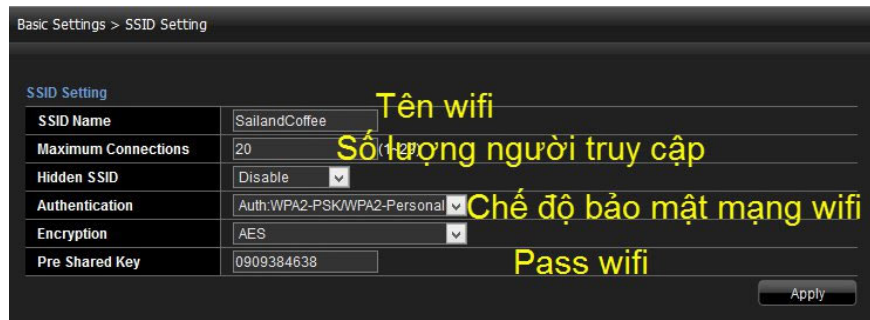
New SSID

SSID Name	SSID Attributes		Modify
P502	Authentication	WPA2-PSK	<input type="button" value="4 Modify"/> <input type="button" value="Delete"/>
	Encryption	AES	
	Hidden SSID	Disabled	
	Pre Shared Key	123456789a	
	Max Connection	20	

It will be applied after save config and reboot. Click 'Apply Config' on top.

In user account, you can only modify and delete the NAT mode SSID

Then **change the WiFi password** in the **Pre Shared Key** . How to change the detailed WiFi password in the Instructions for changing Viettel WiFi modem password.

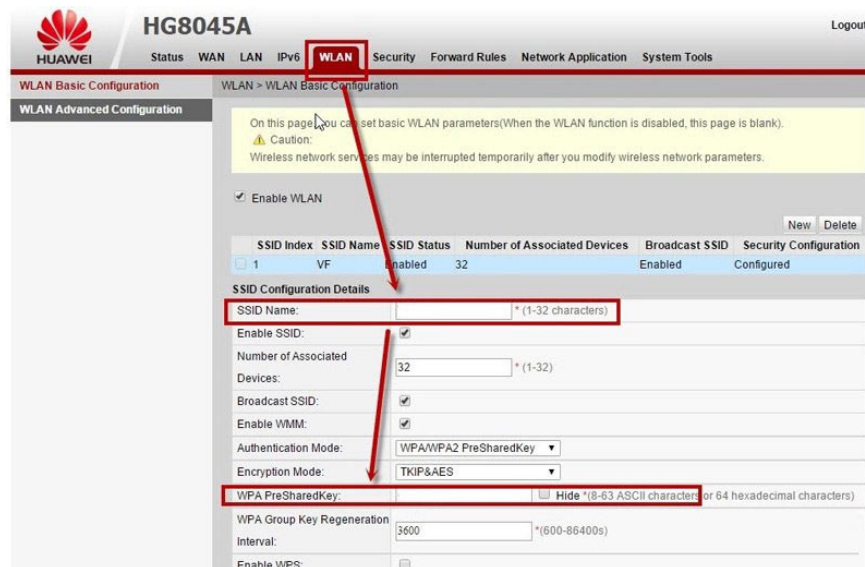


8. Change pass WiFi modem HuaWei VNPT

For HuaWei VNPT modem, we can check important information right on the back of the modem.

1. Access the IP address **http://192.168.100.1** , enter **Account** name as **root** and **Password** as **admin** .
2. Then access by **WLAN> WPA PresharedKey** enter **new password** for WiFi.

Refer to how to change WiFi password in How to change WiFi password HuaWei VNPT modem ?.

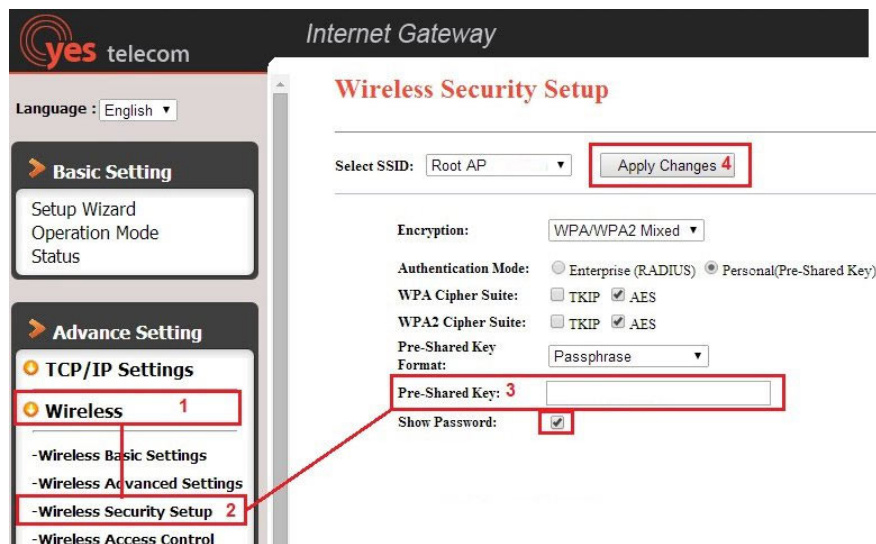


9. Replace VNPT Yes Telecom WiFi modem password

Changing the pass for VNPT Yes Telecom WiFi modem also goes through 2 simple steps: accessing the management page and changing WiFi password is done.

1. You access the admin page with the IP address of **192.168.1.1** . Then enter the information as **User** as **admin** and **Password** as **admin** .
2. To change the WiFi password, go to **Wireless> Wireless Security Setup> Pre-Shared Key** enter the **new password** and then click **Apply Changes** to save it.

Detailed instructions refer to the Instructions for changing VNPT Yes Telecom WiFi modem password.



Above is a general article on how to change WiFi passwords for some modems and most popular network operators today. Readers follow the tutorial to change the WiFi pass effectively.

Refer to the following articles:

1. How to find Wi-Fi passwords of relatives
1. Additional ways to Wifi for desktops
1. Instructions on how to retrieve saved Wi-Fi passwords on computers and laptops

I wish you all success!

You finished reading the article "**How to change Wifi password, change wifi pass VNPT, FPT, Tenda, TP-Link, Viettel on computer, phone**" edited by the [TipsMake](#) team. We hope this article has provided you with many useful tech tips and tricks. You can search for similar articles on tips and guides. Thank you for reading and for following us regularly.