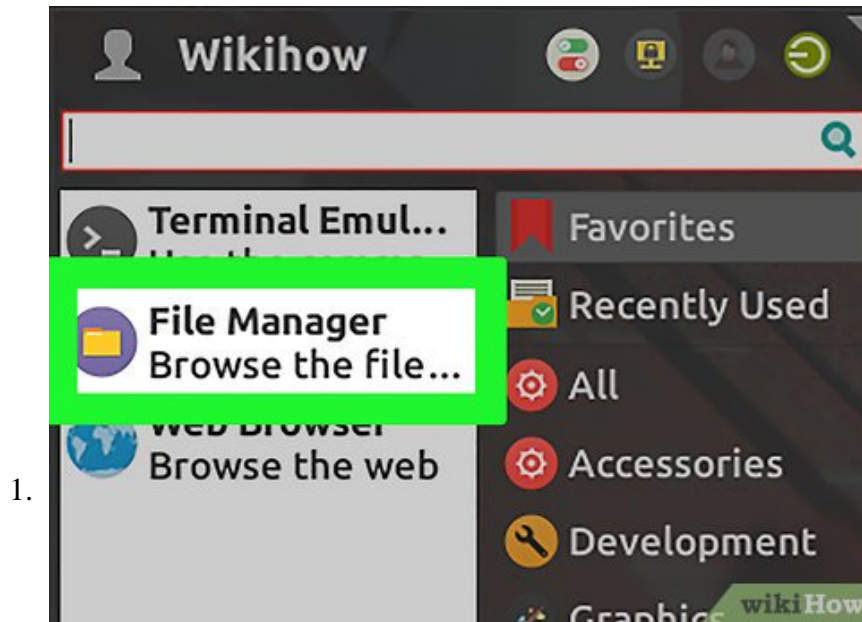


# How to Change the Position of the Wbar Dock in AV Linux

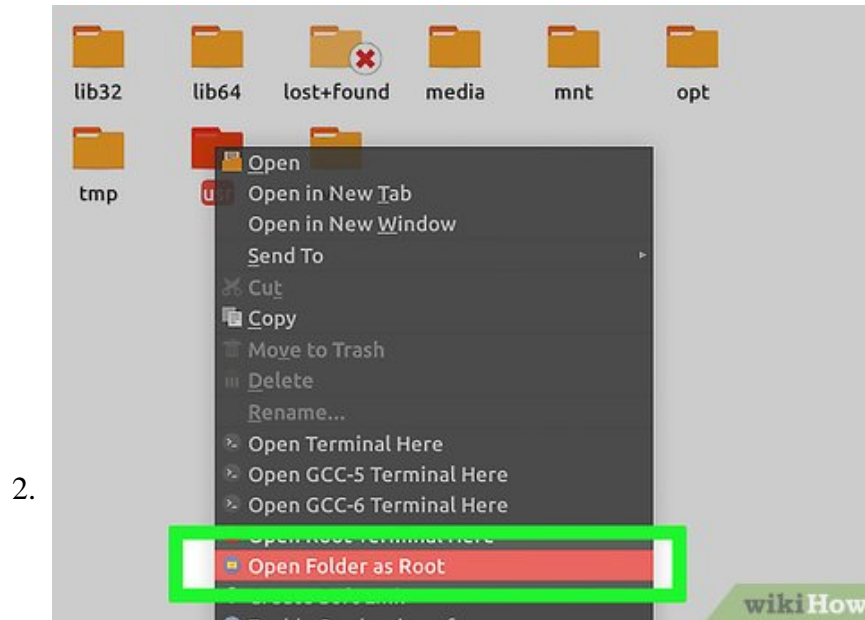
In the latest AV Linux version, the Wbar dock is located at the top of the screen. This can be quite annoying to those who are use to using it from the bottom. This small problem can be quickly solved by following the steps below. Open...

Method 1 of 2:

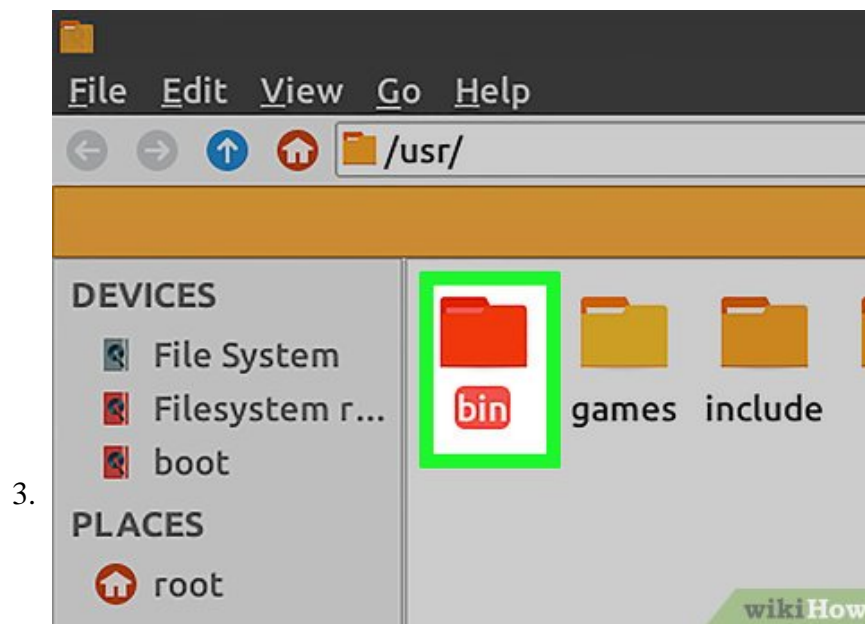
## When the Dock is Auto Launched



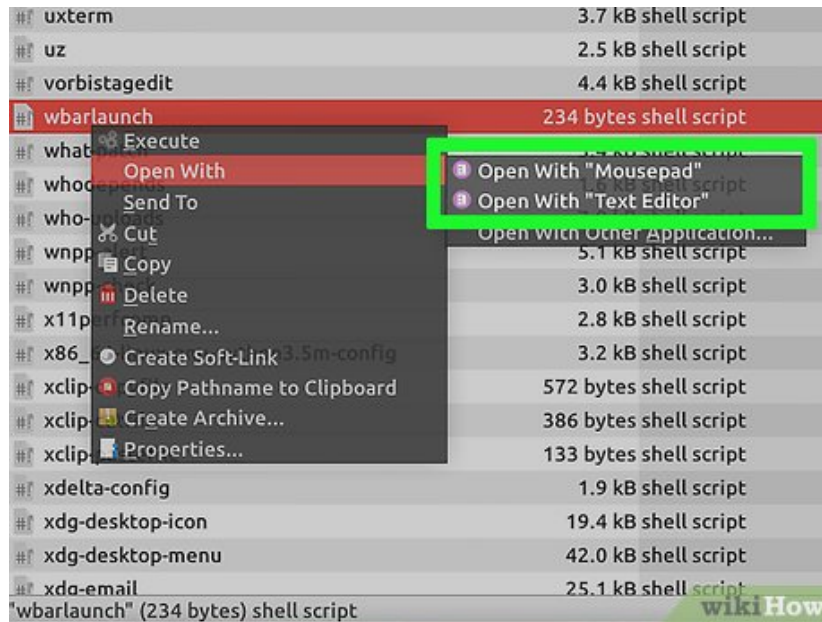
**Open your File Browser.** This is located under the AV Menu. Then click on the tab **File System**.



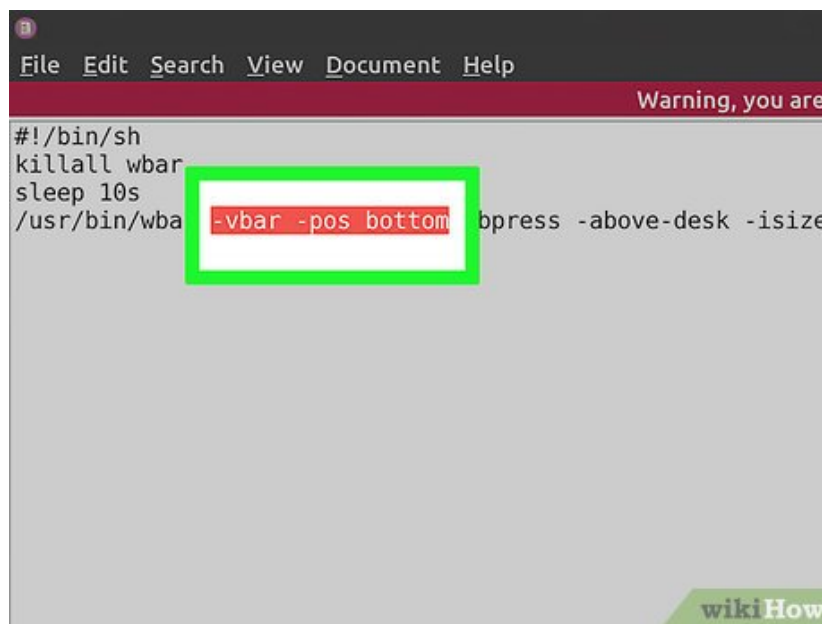
**Browse the /usr folder as root.** Right-click the /usr folder, and under the *Scripts* menu, select *Browse as root*. A new window should appear. You can close the old window now.



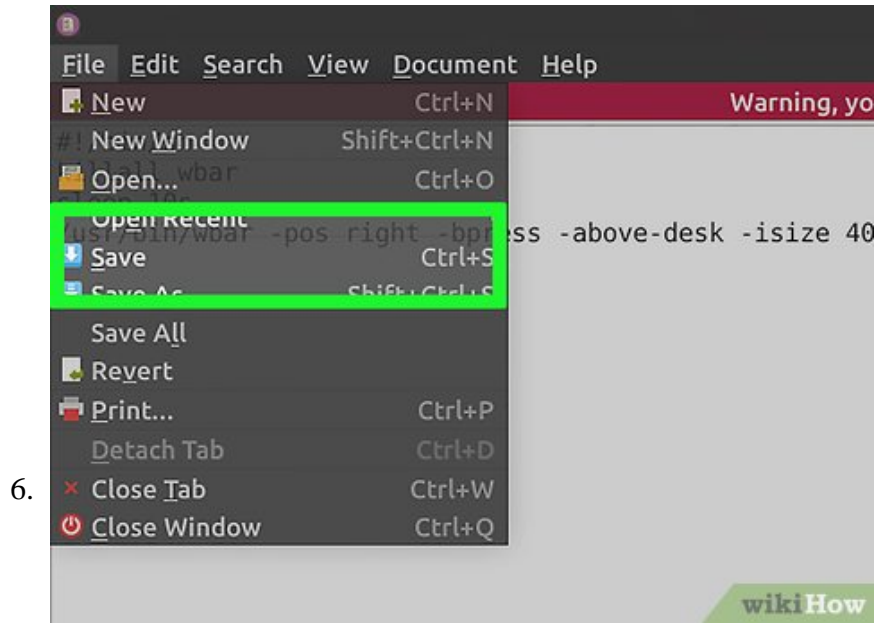
**Navigate to the /usr/bin folder.** The folder might take a while to load, because it contains many files. Then find the *wbarlaunch.sh* file. It is located very near to the end of the folder.



**Open the *wbarlaunch.sh* file using gedit.** Double-click the file, and select *Display*. A gedit window should open.



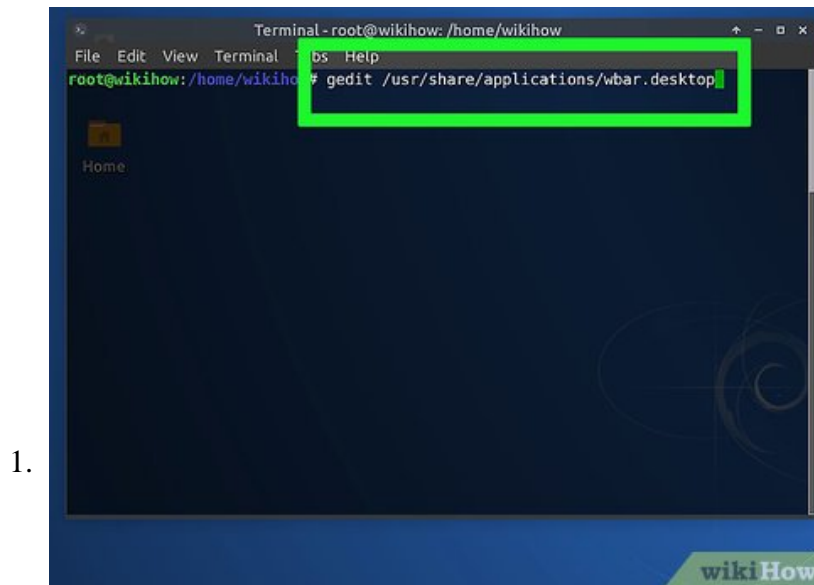
**Edit the file.** In the last line, delete the **-vbar**, and directly after that line, change the **-pos top** to any location you like. e.g. bottom, right, left.



Save the document and close the window.

Method 2 of 2:

### When the Dock is Manual Launched

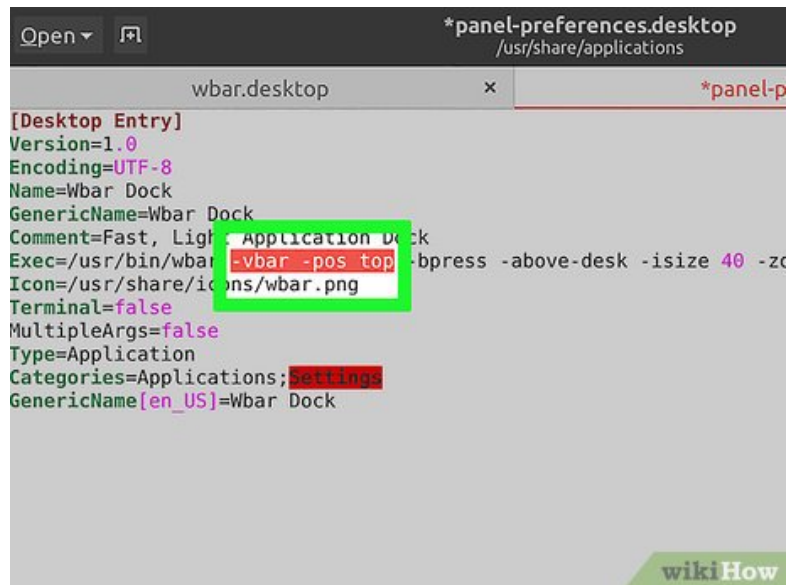


**Open your root terminal.** Be sure that your terminal is root. Then type in `gedit /usr/share/applications/wbar.desktop`. You may need to enter an Administrative password after giving the command.

2. **A gedit window will open.** Scan the document and find the `Exec=/usr/bin/wbar -vbar -pos right -bpress -above-desk -isize 40 -zoomf 1.3` line. Delete the **-vbar**, and directly after that line, change the **-pos top** to any

location you like. e.g. bottom, right, left.

Picture 8 of How to Change the Position of the Wbar Dock in AV Linux



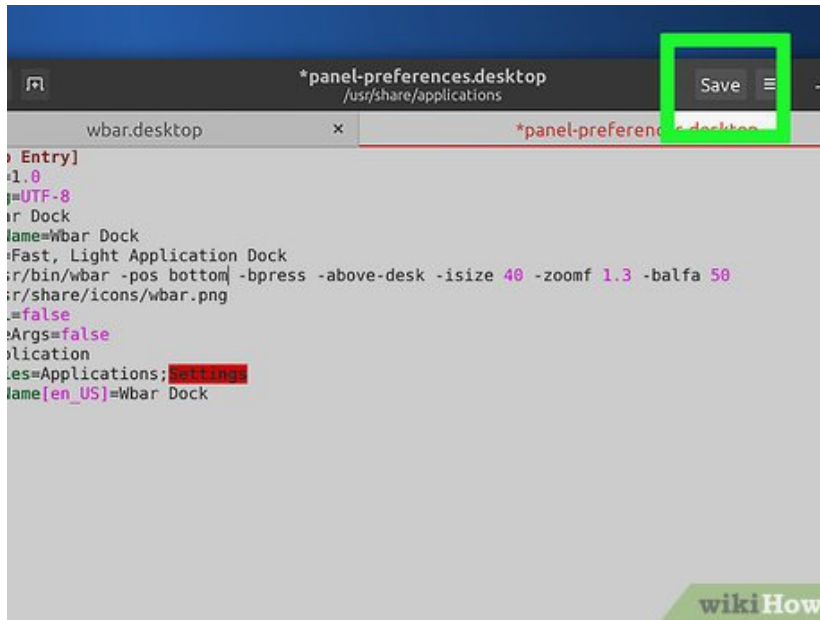
License: Fair Use (screenshot)

n

3

1. **Save the document and close the window.**

Picture 10 of How to Change the Position of the Wbar Dock in AV Linux



License: Fair Use (screenshot)  
n

You finished reading the article "**How to Change the Position of the Wbar Dock in AV Linux**" edited by the [TipsMake](#) team. We hope this article has provided you with many useful tech tips and tricks. You can search for similar articles on tips and guides. Thank you for reading and for following us regularly.