


# How to change the language in the latest version of CorelDRAW

By changing the language in CorelDRAW, you can easily switch to any language, whether it's your national language or a common language, making the application easier to use.

To learn how to change the language in **CorelDRAW**, please continue reading the article below from TipsMake for detailed steps.



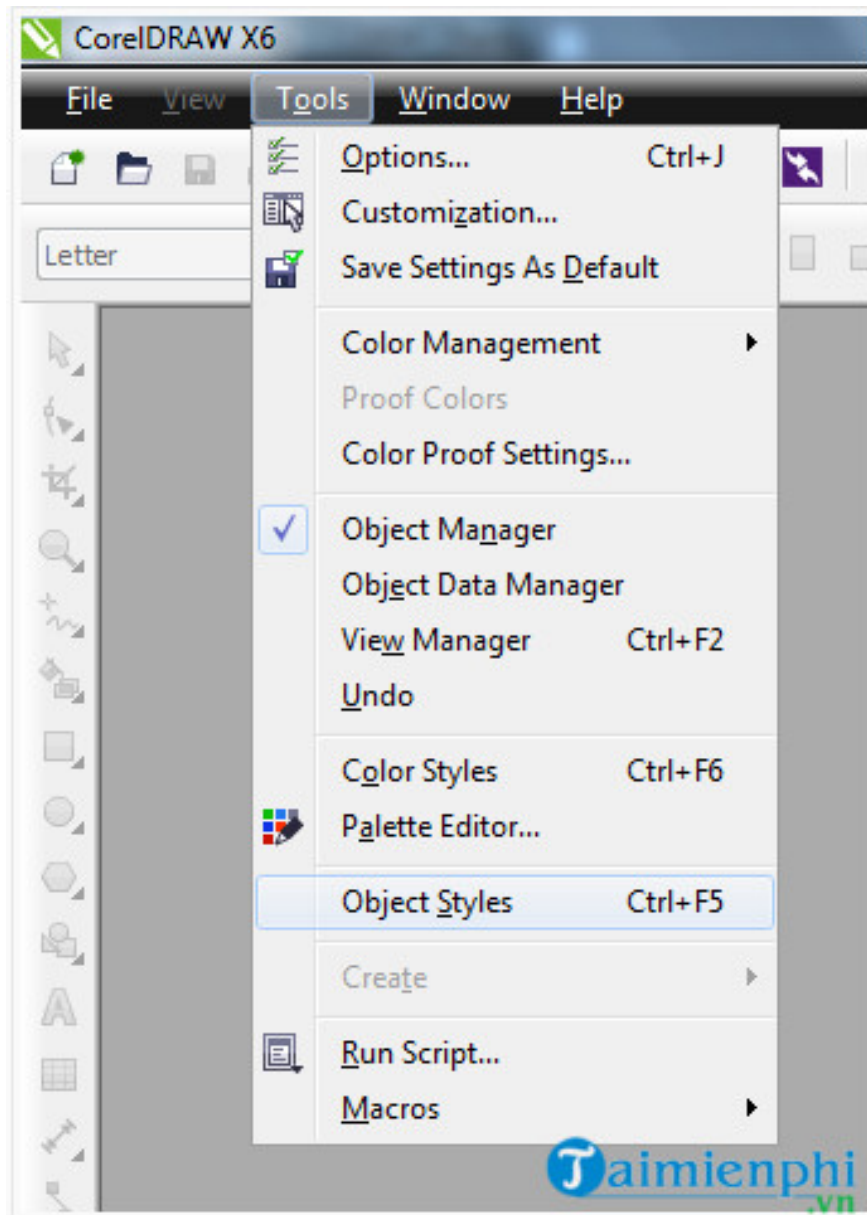
Instructions on how to change the language in CorelDraw

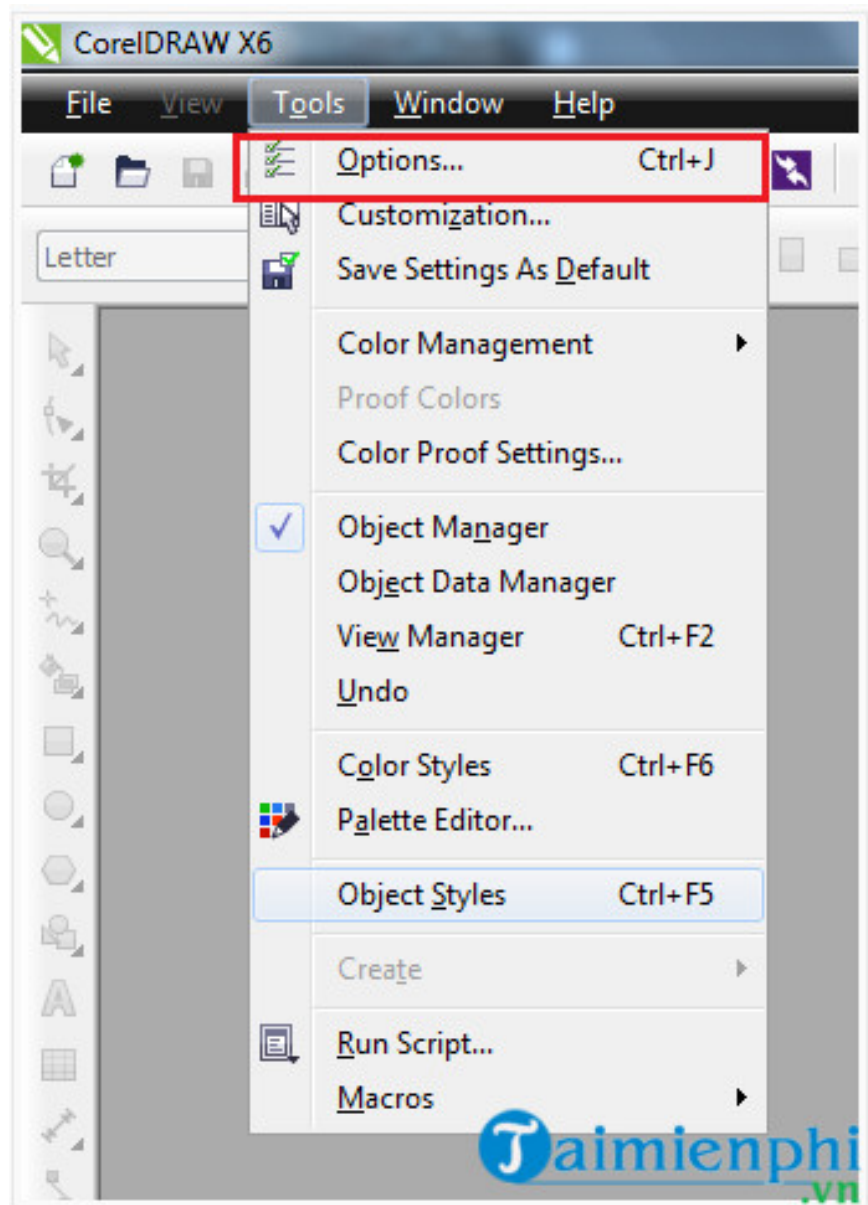
**Tip:** To download and install CorelDRAW, click [here](#).

CorelDRAW X7 supports various languages ??that users can access and use if these languages ??are installed along with the application during the initial setup process.

Changing the language in CorelDRAW is quite simple; just follow the steps below:

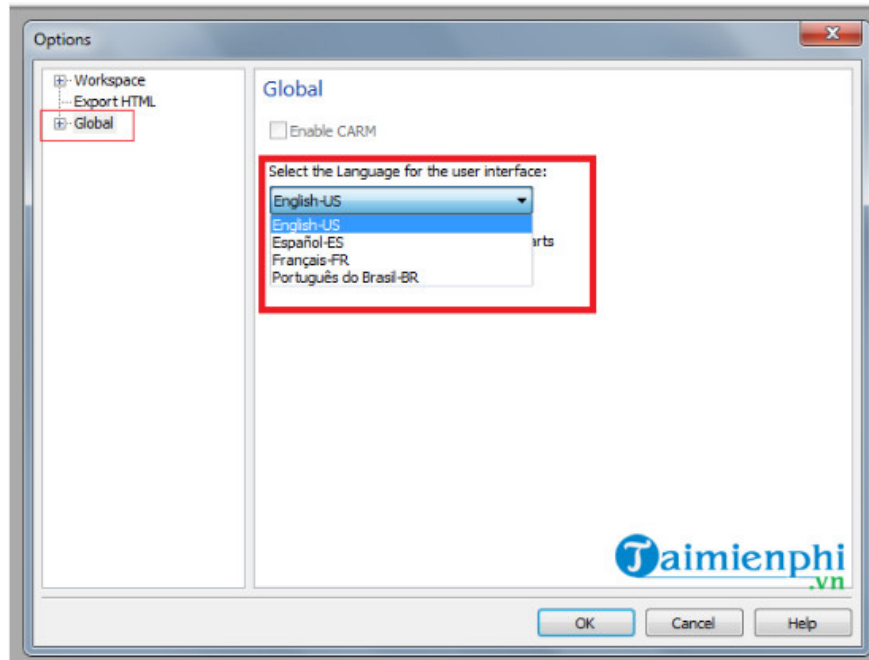
*Step 1:* Open CorelDRAW, then click on the **Tools** menu => **Options** to view the user settings in CorelDRAW.



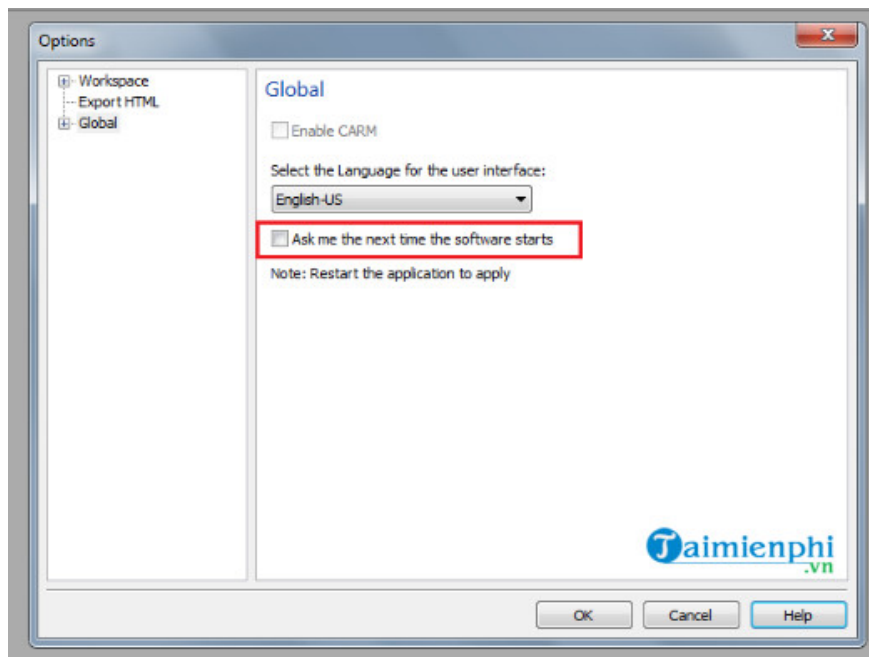


*Step 2: Click on the **Global** option to display the available languages.*

*Step 3 : Select any language from the **Select the Language for the user interface drop-down menu.***



*Step 4:* To change the language on the user interface and the Help menu when the application starts, check the box labeled " **Ask me the next time the software starts.**"



*Step 5 :* Finally, restart the application to apply the changes.

*Step 1 :* Close all running applications on your computer, including CorelDRAW. Next, open the Control Panel.

*Step 2:* In the Control Panel, find and click on **Uninstall a Program** under **Programs** .

*Step 3 :* In the next window, double-click on **CorelDRAW Graphics Suite**.

*Step 4 :* Activate the **Modify** option, then click **Next**.

*Step 5:* In the **Writing tools** section , find and check the box next to the language you want to install.

*Step 6:* Finally, follow the on-screen instructions to complete the installation process.

The article above, provided by TipsMake, has guided you on how to change the language in CorelDRAW. Hopefully, this article has provided you with useful information. You can also refer to how to crop bitmap images in CorelDRAW [here](#).

You finished reading the article "**How to change the language in the latest version of CorelDRAW**" edited by the [TipsMake](#) team. We hope this article has provided you with many useful tech tips and tricks. You can search for similar articles on tips and guides. Thank you for reading and for following us regularly.