

How to change the DLS 2022 team logo, change the Dream League Soccer 2022 logo

To change the DLS 2022 logo, please follow the instructions in this article. In addition, you can also change the default outfit to the outfit of your favorite team.


DLS 2022 will let you start your journey with a football team called Dream FC. As if in a dream, you will be able to choose a team captain along with other players with lower stats than your captain.

The logo of the first team when you join Dream League Soccer 2022 will be the default logo designed by the publisher for all players. And of course, when you have a dream team, many people will change the team logo to the logo of their favorite club.

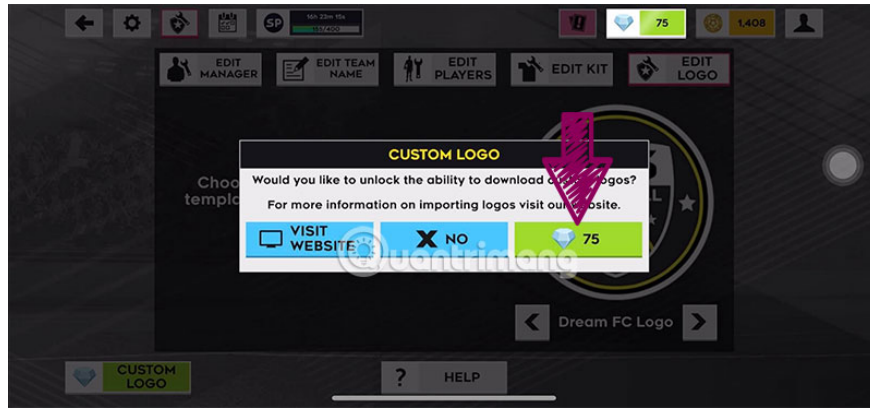
DLS 2022 also allows players to change the logo of their favorite team. In addition, you can also change the default outfit to the outfit of your favorite team.

How to change the DLS 2022 team logo, change the Dream League Soccer 2022 team icon

Step 1: To change the DLS 2022 team logo, go to the team information editing icon (icon in the upper left corner right next to the gear) and select Custom Logo.



Step 2: To change the team logo, you must spend 75 diamonds to unlock the Custom Logo feature.



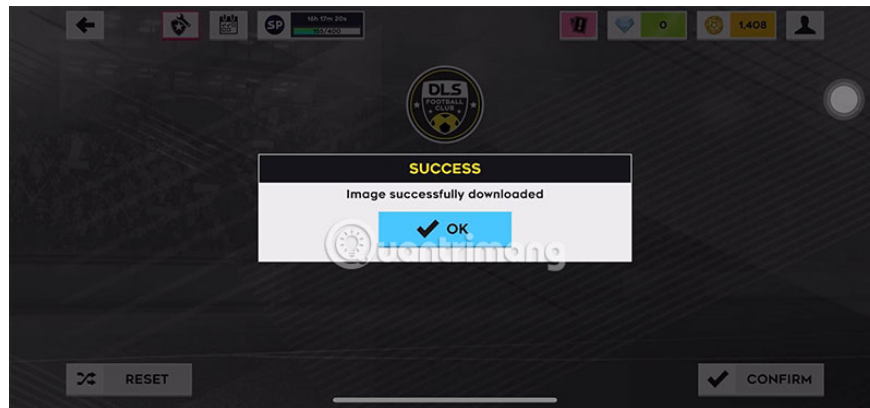
Step 3: After unlocking the Custom Logo feature, you just need to copy the Logo URL and paste it into the logo URL input box and select Confirm to finish. You can choose some team logos below.




Logo Name	Logo URL
Barcelona	https://i.imgur.com/IIV3Sru.png
Paris Saint-Germain	https://i.ibb.co/CwL28Dp/Logo.png
Bayern Munich	https://i.ibb.co/607smfW/Lg.png
Inter Milan	https://i.imgur.com/y4HoVNV.png
Borussia Dortmund	https://i.ibb.co/SnHHdJy/borussia-dortmund.png
Leipzig	https://i.imgur.com/VLp5uLy.png
Juventus	https://i.imgur.com/73o9RAi.png

Real Madrid	https://i.ibb.co/0GntPGW/Real-Madrid-Logo.png
Chelsea	https://i.imgur.com/vWsGjs8.png
Newcastle United	https://i.imgur.com/BwR3Z8c.png
Manchester United	https://i.imgur.com/seetOiH.png
Manchester City	https://i.ibb.co/qNRnbB4/Logo.png
Arsenal	https://i.ibb.co/yBFjVCv/Go.png
Tottenham Hotspur	https://i.ibb.co/YNKZWXv/Logo-Tottenham.png
Liverpool	https://i.ibb.co/tXyXp9w/Logo.webp
Leicester City	https://i.imgur.com/FsUmLYn.png
Leeds United	https://i.imgur.com/P4NgaLO.png
Everton	https://i.imgur.com/YF7T3XW.png
Wolverhampton	https://i.imgur.com/SL6UkWD.png
Crystal Palace	https://i.imgur.com/YmCMoT2.png
West Ham United	https://i.imgur.com/VhWzky4.png
Southampton	https://i.imgur.com/LE8Jd12.png
Brentford	https://i.imgur.com/NXsynX5.png

Step 4: If the message **Image downloaded successfully** appears, select OK to save the team logo.



Step 5: Maybe when you apply the logo you will not immediately see the team symbol displayed. Then select the arrow icon to find the new logo and select Save to save the selected logo.



So you have changed the logo for your team with your favorite club. You can only contain one logo besides the logos that the game has created for you and cannot add multiple team logos to your icon store.

Besides changing the team logo, you can also change clothes with unique patterns and colors for your team. On the clothes you apply there will be the characteristics that that team has.

You finished reading the article "**How to change the DLS 2022 team logo, change the Dream League Soccer 2022 logo**" edited by the [TipsMake](#) team. We hope this article has provided you with many useful tech tips and tricks. You can search for similar articles on tips and guides. Thank you for reading and for following us regularly.