

# How to change the background light and dark Windows with 1 mouse click

To quickly switch light background to dark background or vice versa on Windows 10, users will use Easy Dark Mode.

Windows 10 has now provided a dark mode for users to use. And when you want to change another desktop interface for your computer, you must go to Settings and then done. Instead of manual way, we will switch the light and dark background on Windows 10 with just one click through the Easy Dark Mode tool.

The tool is lightweight and easy to use, changing the computer interface from light to dark or vice versa with just a simple mouse click. The following article will guide you how to use the Easy Dark Mode tool on Windows 10.

1. Activate Dark Theme on Windows 10

## Instructions to change the light and dark background on Windows 10

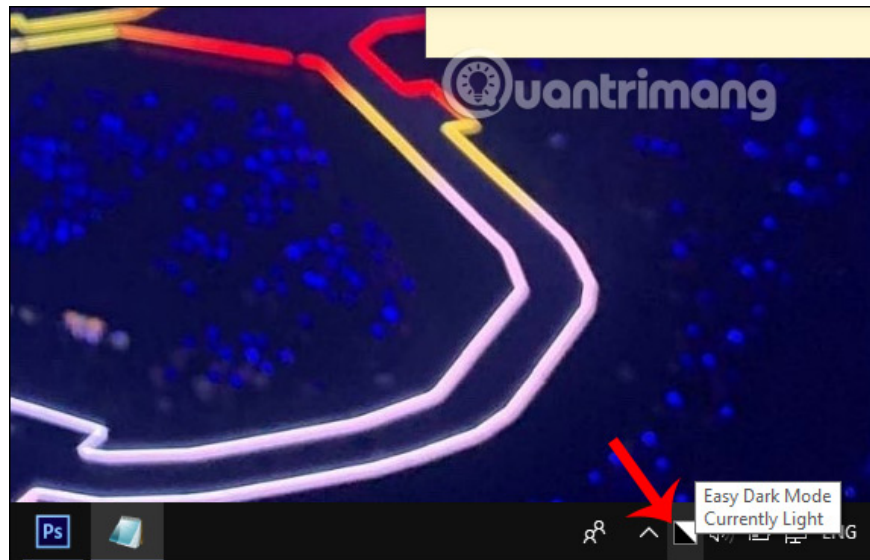
### Step 1:

You access the link below to go to the homepage of Easy Dark Mode and then proceed to download the tool, install as usual.

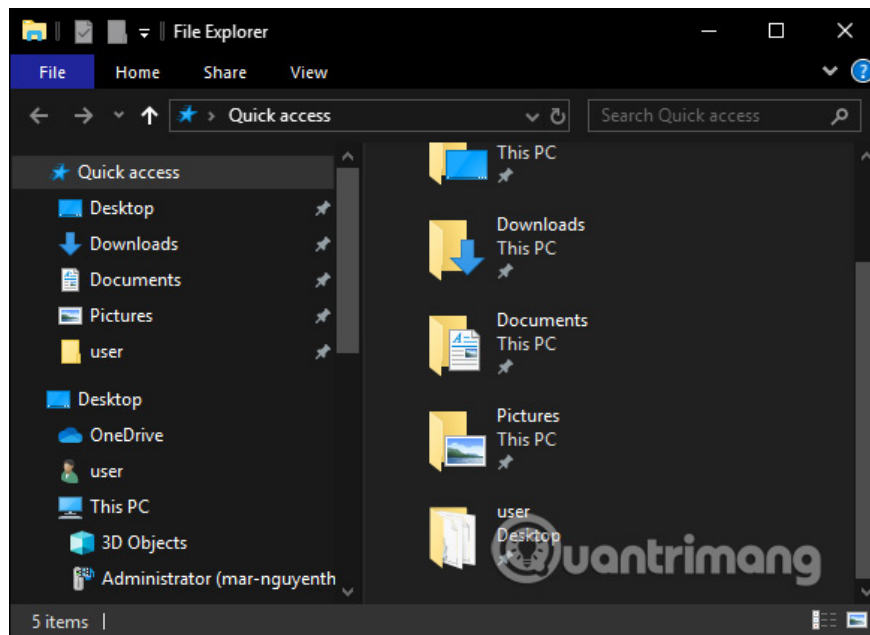
<https://www.wintools.info/index.php/easy-dark-mode>

### Step 2:

After installation is complete, **the tool's icon displays in the Taskbar** with the background currently used on the computer.

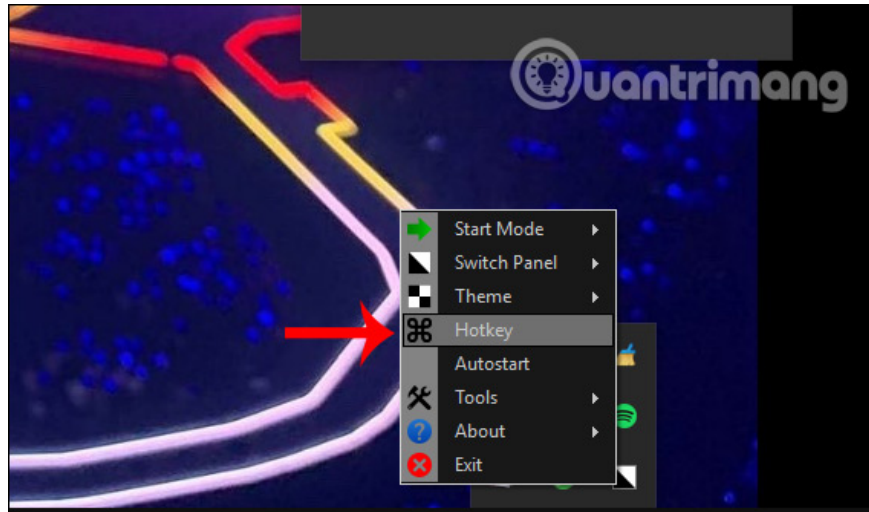


To switch the computer interface to dark mode, click the Easy Dark Mode icon in the system tray and vice versa. The result of the computer interface has turned to the black background as below.



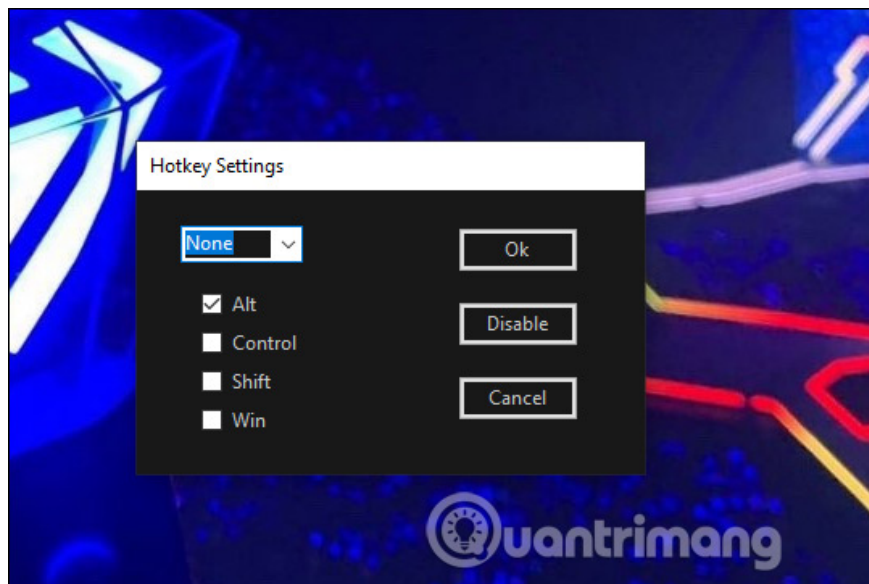
### Step 3:

When you right-click on the tool icon below the Taskbar you will see a list of settings, including **Hotkey** set shortcuts to change the computer interface mode light to dark or vice versa.



#### Step 4:

Next **select the main key** from the list of tools and **the second key** click on the word None to select the key in the alphabet. In addition, the Autostart option allows the tool to always start with the computer and Start Mode selects the default startup interface mode.



See more:

1. How to install the Dark Mode interface for every Windows 10 screen
2. How to turn on Dark Theme for File Explorer on Windows 10
3. 5 Dark Themes for Windows 10

I wish you successful implementation!

You finished reading the article "**How to change the background light and dark Windows with 1 mouse click**" edited by the [TipsMake](#) team. We hope this article has provided you with many useful tech tips and tricks. You can search for similar articles on tips and guides. Thank you for reading and for following us regularly.

