

How to change the Apple Mail font on iPhone

Apple Mail also supports you to change the font depending on the type of content that the user wants to change, similar to the font change feature on Gmail.

Apple Mail also supports you to change the font depending on the type of content that the user wants to change, similar to the font change feature on Gmail. We can change to a more artistic font style to change the email content, or choose a color for the text to highlight something in the email. The Apple Mail app also has the option to change the font size in emails. The following article will guide you to change the Apple Mail font on iPhone.

Instructions to change the Apple Mail font on iPhone

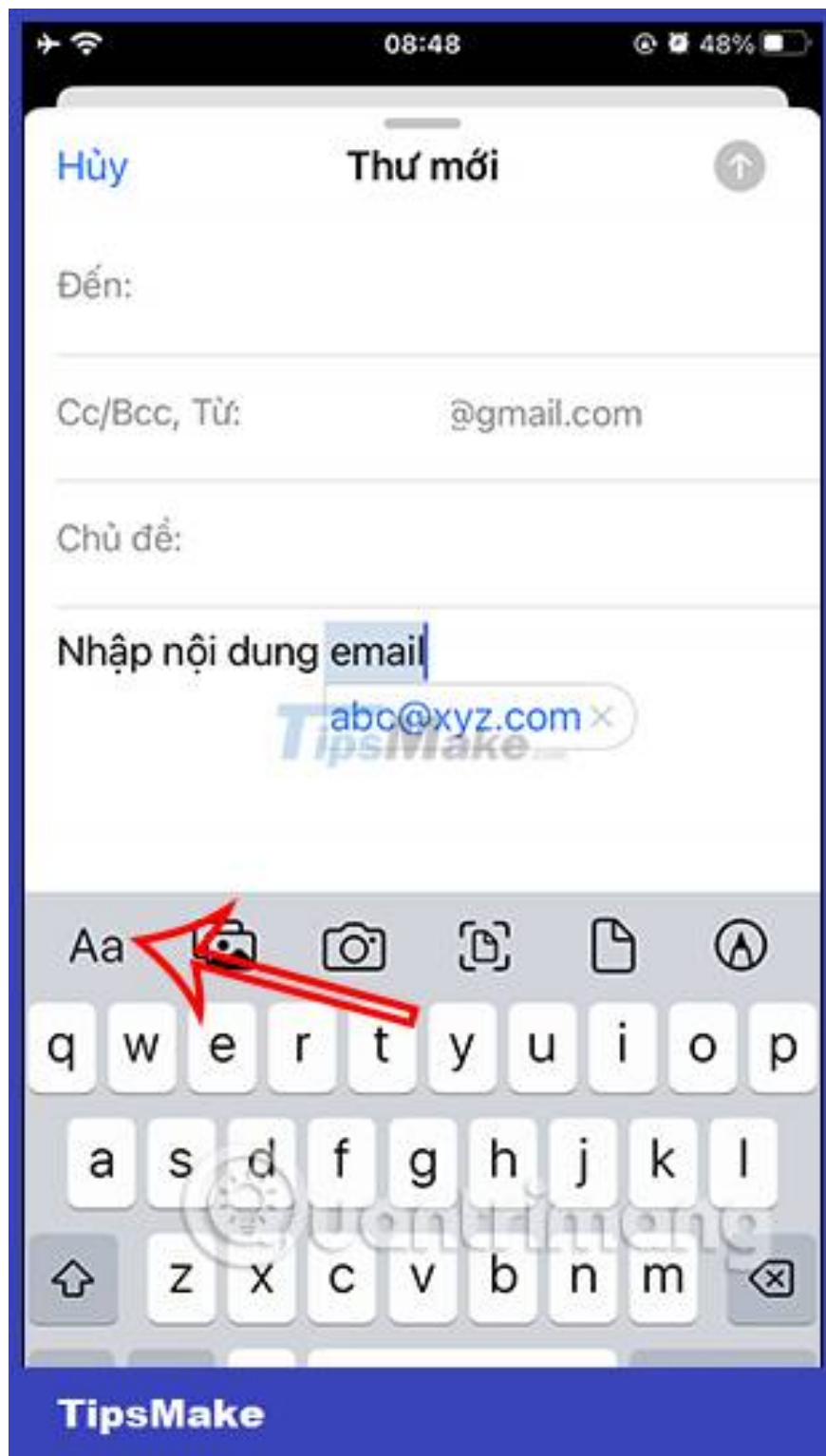
Step 1:

At the interface on the Apple Mail application, we click on **the icon to create a** new email in the bottom right corner of the screen. Next in the email compose interface, we enter the email content as usual.



Step 2:

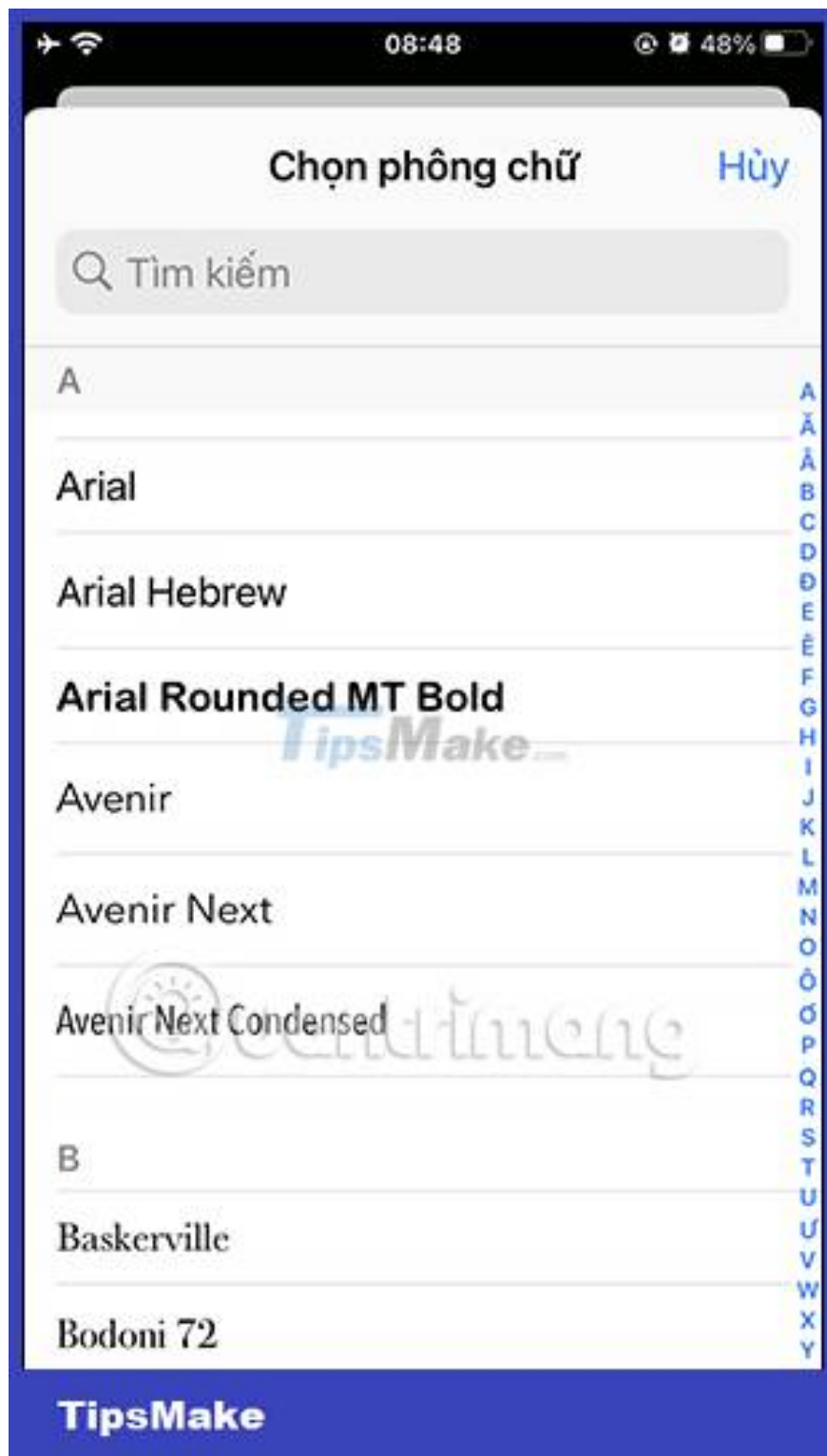
Then highlight the content area where you want to change the font again. Next **click on the letter A icon** below to change the font again.



Step 3:

Now below the screen showing the options for the content, we **click on the Default Font item** to change the font again. You will then see a list of fonts sorted alphabetically. We search for the font we want to change for the email content.






When you click on the font, the email content will be applied immediately for us to check.

Hủy Thư mới

Đến:
Cc/Bcc, Từ: @gmail.com
Chủ đề:



Định dạng

B *I* U S

A A

≡ ≡ ≡ ≡ ≡

◀ ▶ ≡ ≡



Step 4:

In addition, when you click on **the small A and large A icon** , you can resize it to your liking.





Step 5:

When clicking on **the circle icon** will **display a color palette** for us to choose the color for the email content.

Hủy Thư mới

Đến:

Cc/Bcc, Từ: igmail.com

Chủ đề:

Nhập nội dung email
TipsMake

Bảng màu





Finally, you fill in other content for the email and then send the email as usual. The recipient of the email will also see the font you use in the email.



You finished reading the article "**How to change the Apple Mail font on iPhone**" edited by the [TipsMake](#) team. We hope this article has provided you with many useful tech tips and tricks. You can search for similar articles on tips and guides. Thank you for reading and for following us regularly.