

# How to change Snapchat password on phone and computer

To increase security for applications or social networking accounts, many people often set passwords with complex characters to limit account hacking. If you don't know how to change your password with Snapchat, follow the article 'Network Administration'.

Becoming a new trend among young people, especially those who love photography and transformations with unique effects, Snapchat brings chat space with new friends through text or images. And especially the effects are constantly updated, opening new creative space for users.

Like many social networking applications for chatting, texting, and password, it is always a top concern and so is Snapchat. In the previous article, we showed you how to reset Snapchat password on the phone and on the computer via phone number or registered email address. And today, Network Administrator will help you change your Snapchat password on your phone and on your computer, with very simple operations.

## 1. Change Snapchat password on your phone:

1. Download Snapchat for iOS
2. Download Snapchat for free for Android

### Step 1:

You log into your Snapchat account on your phone. At the shooting screen, we click on **the ghost icon Snapchat** . Soon you will get to **the installation interface** of the application. Click **the gear icon** .





## Step 2:

At the Settings interface, you scroll down and find the **Password** entry. The application will ask us to **enter the password we are using** in the empty frame. Then click **Continue** to continue.



# Settings

Password >

Login >

Not >

Snapcash >

## ADDITIONAL SERVICES

Manage >

## WHO CAN...

Contact Me

My Friends >

View My Story

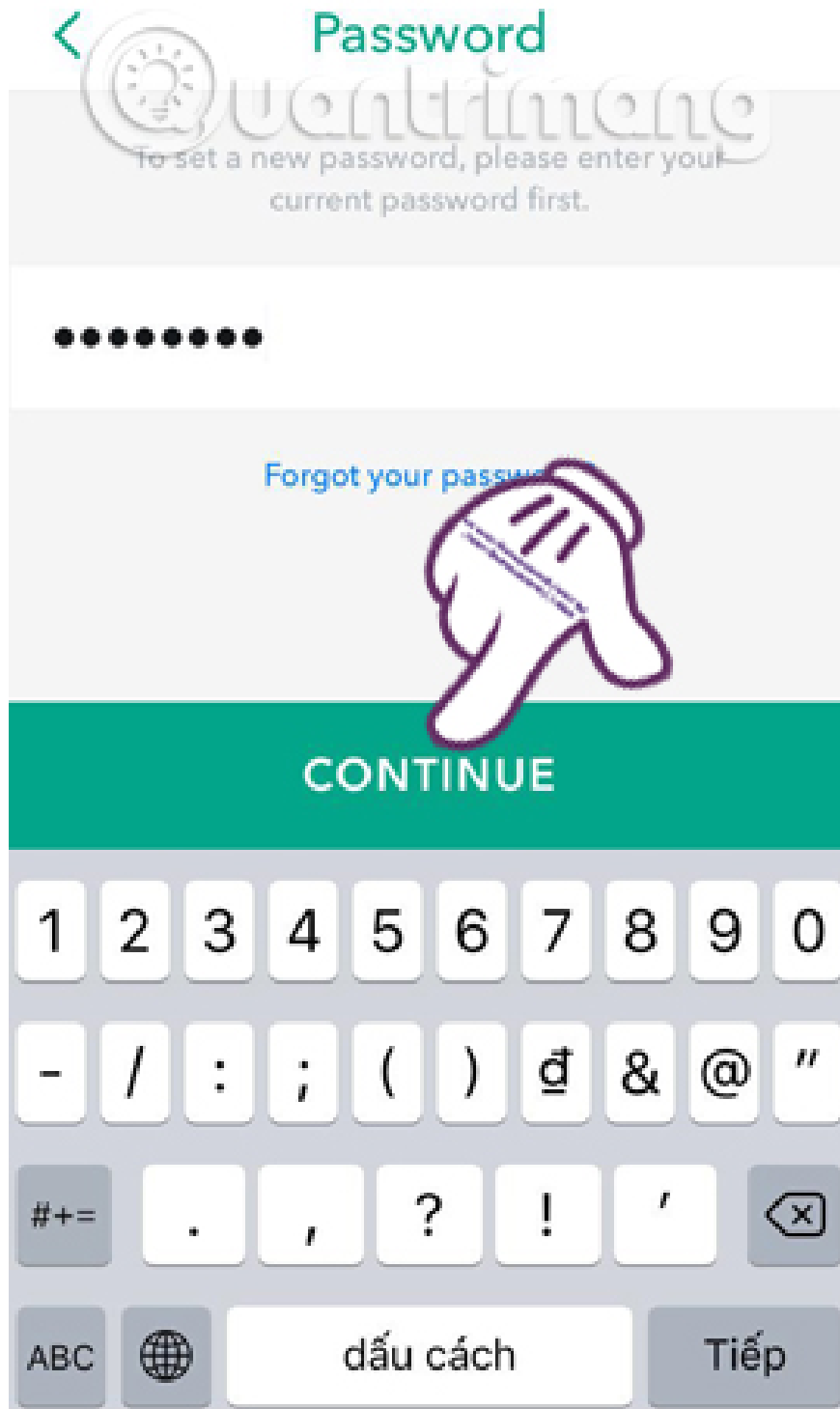
My Friends >

## MORE INFORMATION

Support >

Privacy Policy >




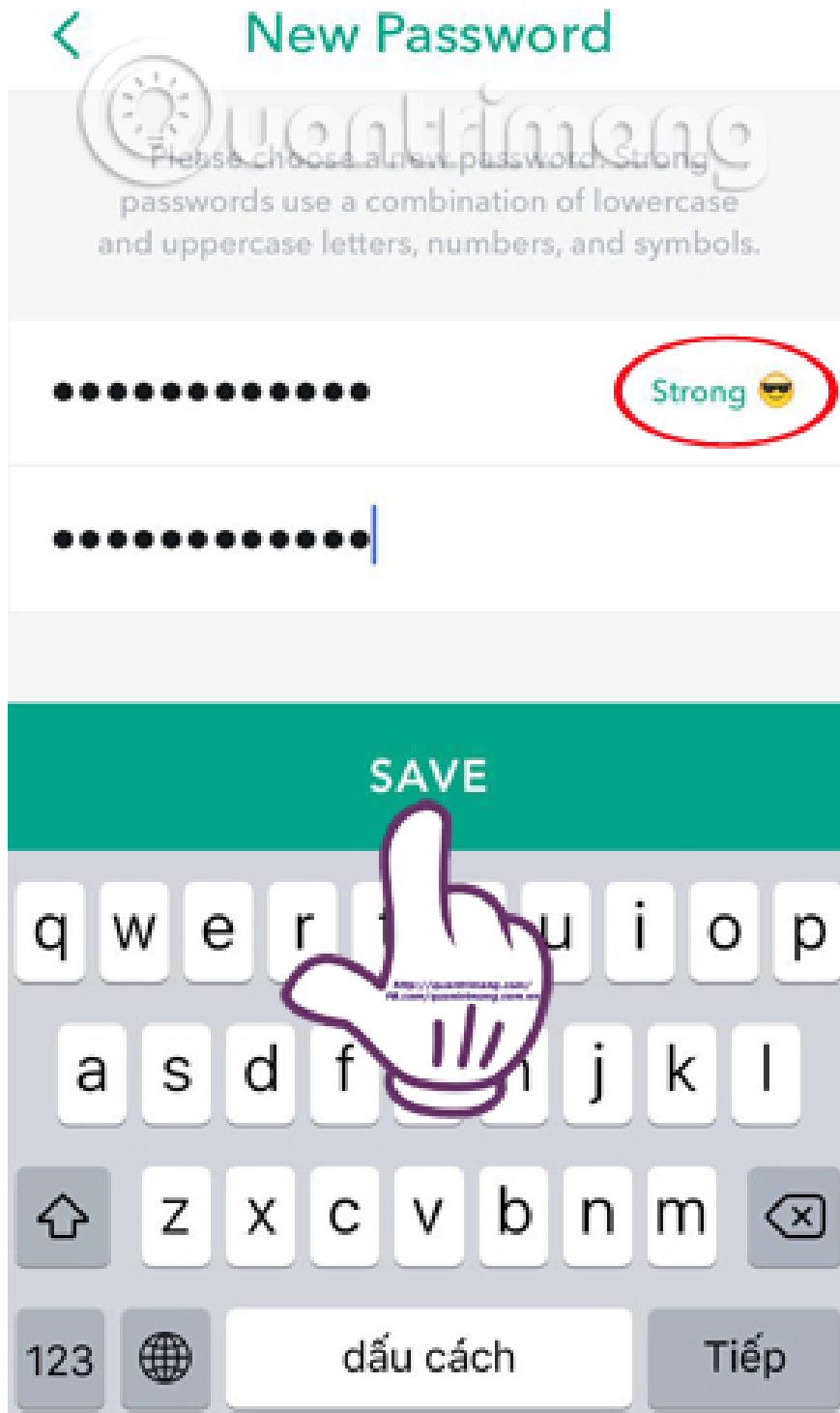


### Step 3:

At the **New Password** interface, we need to enter a new password at **New Password** and confirm the password at **Confirm Password**. The application will also **check the security of this new password** with the icon next to the password.

Once you have entered, click **Save** to save the new password.





When you do this, you can access your Snapchat account with the new password.

## 2. How to change Snapchat password on the computer:

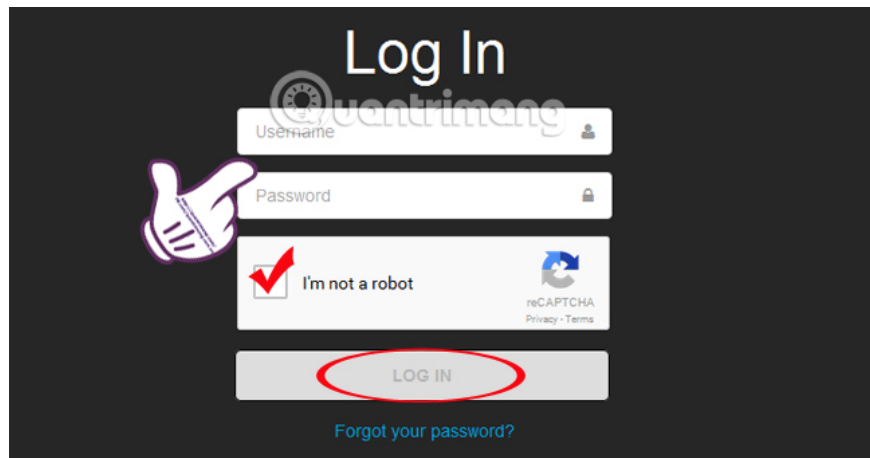
Just like changing the password on the phone, we also perform simple operations when changing the Snapchat password on the computer.

## Step 1:

First, visit the link below:

[https://accounts.snapchat.com/accounts/change\\_password](https://accounts.snapchat.com/accounts/change_password)

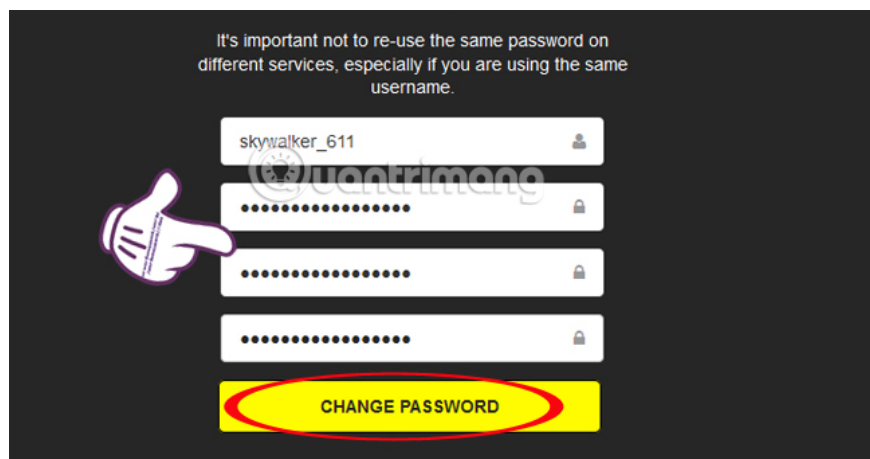
The application will ask you to **enter your current Snapchat account** and check the box **I'm not a robot** . Click **Log in** to login.



## Step 2:


Soon, you will be taken to **the password change interface** . Here, we need to enter the current **Current Password** password, new **Password New Password** and re -enter the new password **Re-enter New Password** .

After entering, click on **Change Password** .



### Step 3:

Wait a moment and the homepage will **send a successful password change notification** to the user.



**Note** , your password must be at least 8 characters long. Ideally, you should choose a password including letters, numbers or capital letters to increase security when using Snapchat account, avoid being hacked account. Along with Network Administrator "take a selfie" with fancy photos by the unique effects of Snapchat offline.

### Refer to the following articles:

1. How to create Snapchat account on iOS, Android
1. What to do when you forget your Facebook password
1. If your Zalo password is lost, try this!

### I wish you all success!

You finished reading the article "**How to change Snapchat password on phone and computer**" edited by the [TipsMake](#) team. We hope this article has provided you with many useful tech tips and tricks. You can search for similar articles on tips and guides. Thank you for reading and for following us regularly.