

# How to change Windows 11 screen lock timeout

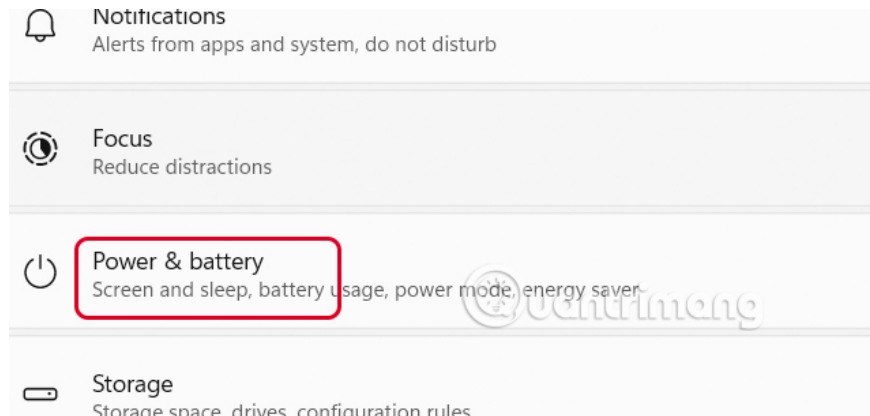
By default, Windows 11 will turn off the screen after a certain amount of time. Users can choose a screen timeout of one minute or longer, or you can stop the screen from turning off completely.

By default, Windows 11 will turn off the screen after a certain amount of time. Users can choose a screen timeout of one minute or longer, or you can stop the screen from turning off completely. Below are instructions on how to change the screen lock timeout on Windows 11.

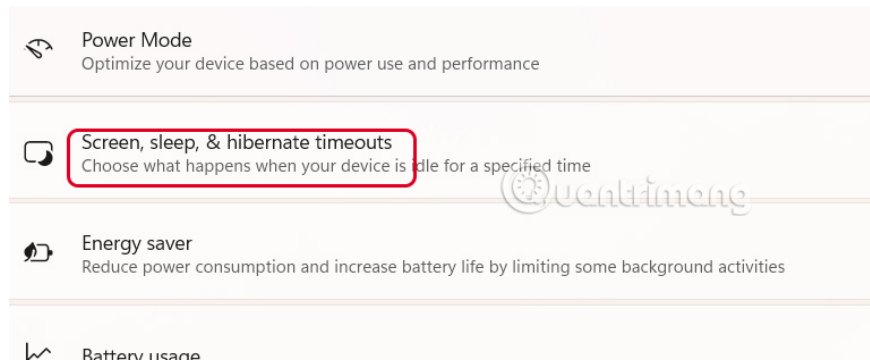
## Change Windows screen lock timeout via Settings

### Step 1:

Open **Settings** then click on **System** on the left side and **select Power & battery** on the right side of the interface.

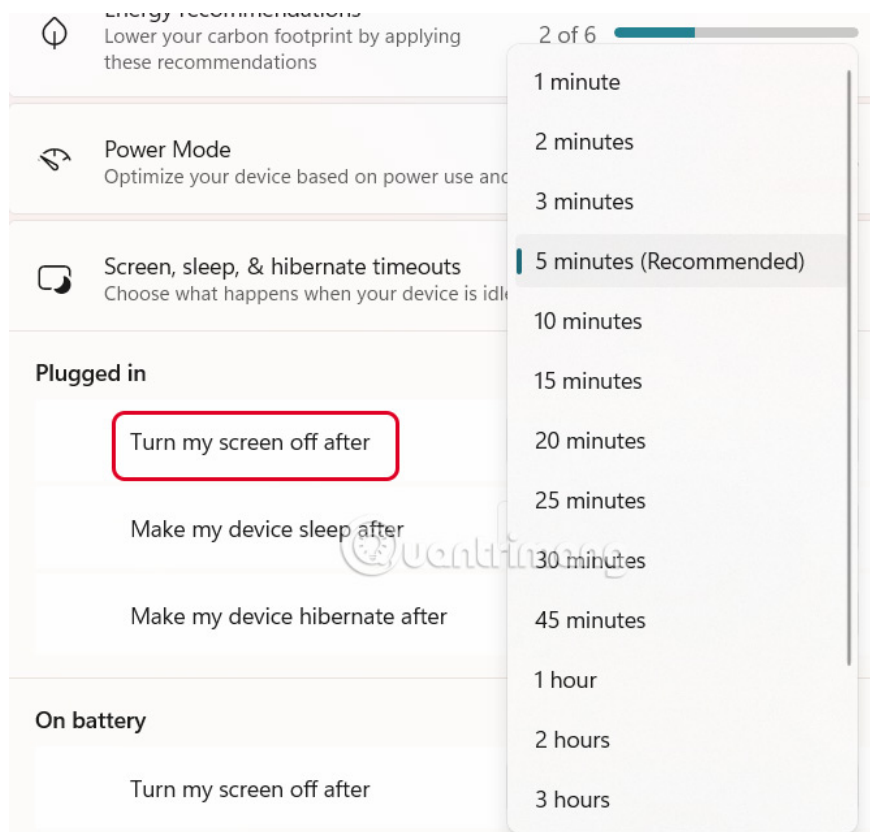


In the new interface, users select **Screen, sleep** to adjust.



## Step 2:

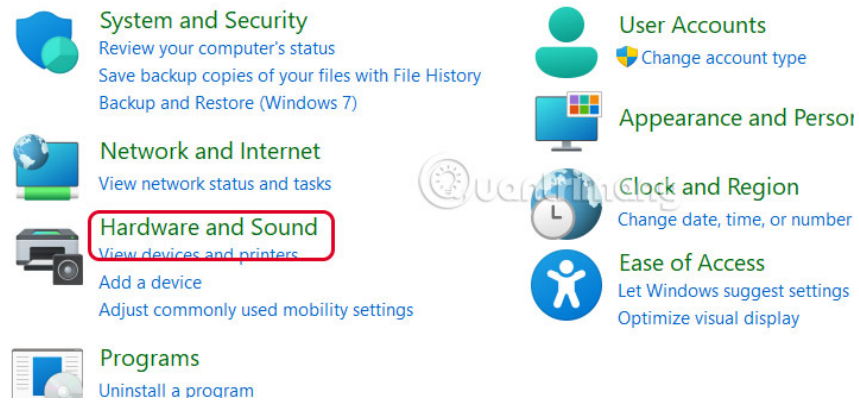
In the **Plugged in** section, in the **Turn my screen off after** section, you choose the screen lock time you want.



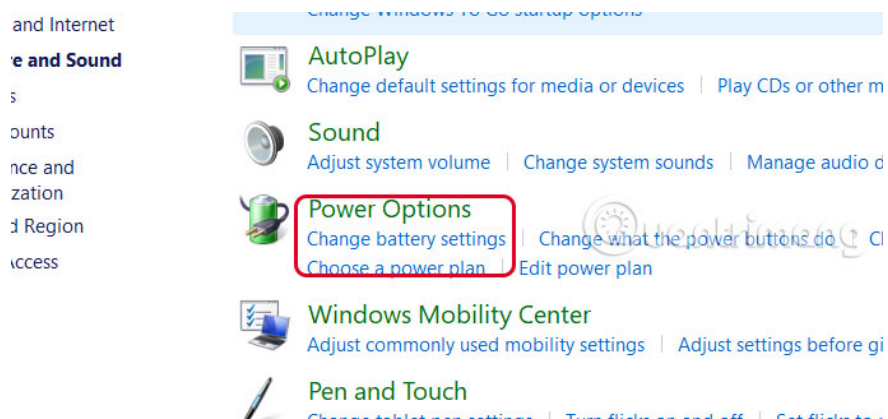
## How to change screen lock timeout via Control Panel

### Step 1:

Users open Control Panel then select **Hardware and Sound**.

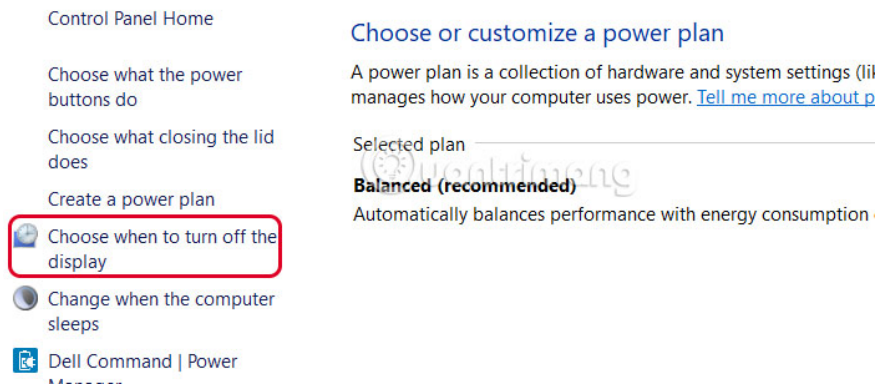


In the next interface, click on **Power Options** .



### Step 2:

Next, the user **selects Choose when to turn off the display or Change when the computer sleeps** on the left side of the interface.

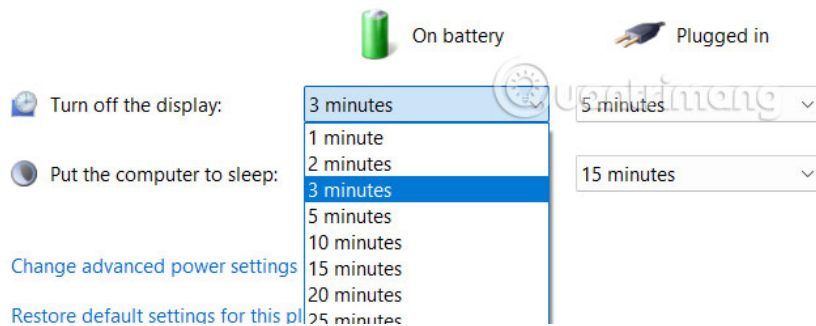


### Step 3:

At **Turn off the display** , we also choose the screen lock time we want.

## Change settings for the plan: Balanced

Choose the sleep and display settings that you want your computer to use.



## Instructions to change screen lock timeout via Powercfg Command

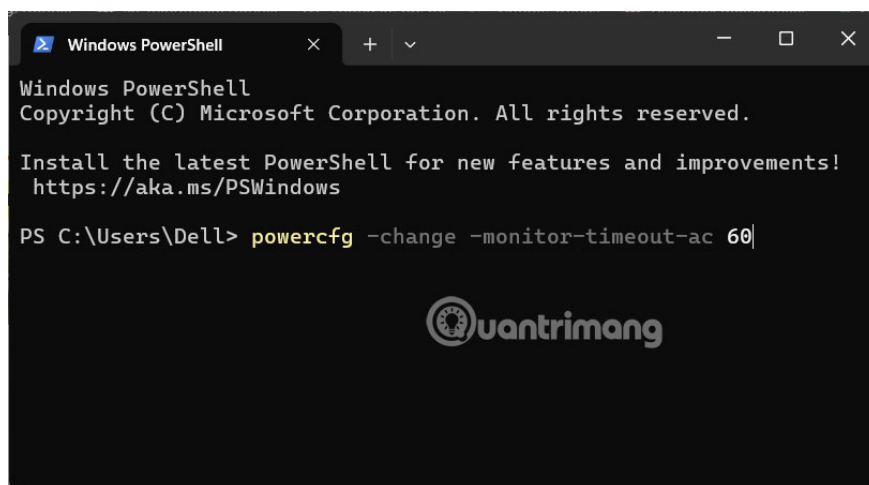
### Step 1:

Open Terminal and enter the command below to change the screen timeout when the computer is plugged in. Change 60 to the desired time in seconds.

```
powercfg -change -monitor-timeout-ac 60
```

Or if the machine is running on battery, enter the command below.

```
powercfg -change -monitor-timeout-dc 60
```



You finished reading the article "**How to change Windows 11 screen lock timeout**" edited by the [TipsMake](#) team. We hope this article has provided you with many useful tech tips and tricks. You can search for similar articles on tips and guides. Thank you for reading and for following us regularly.