

# How to change Windows 11 keyboard character repeat delay

You can change the delay and rate at which a keyboard character repeats when you press and hold a key. Repeat delay is the pause between pressing a key and when it starts repeating.

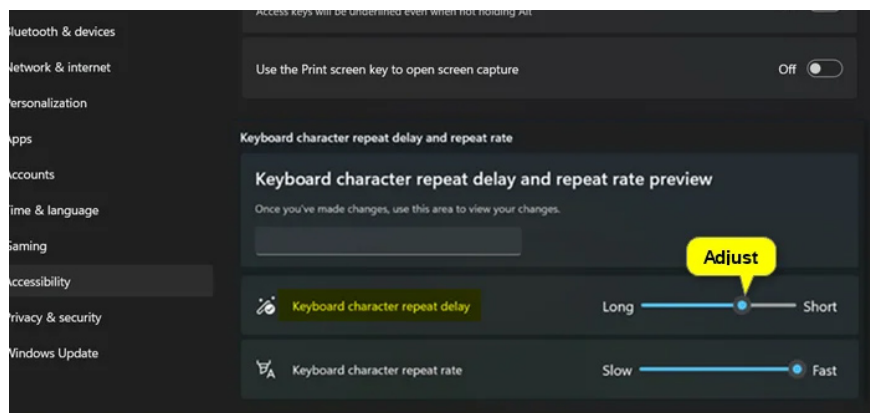
You can change the delay and rate at which keyboard characters repeat when you press and hold a key. Repeat delay is the pause between pressing a key and it starting to repeat. Repeat rate is how fast the key repeats. Here are 3 ways to change Windows 11 keyboard character repeat delay.

## How to change keyboard character repeat delay via Settings

This option is currently only available for Windows 11 build 26200.5742 (Dev 25H2), build 26120.5742 (Beta 24H2), and build 2610.5061 (RP 24H2).

Open **Settings** on your computer, then click on **Accessibility** and look to the side, select Keyboard.

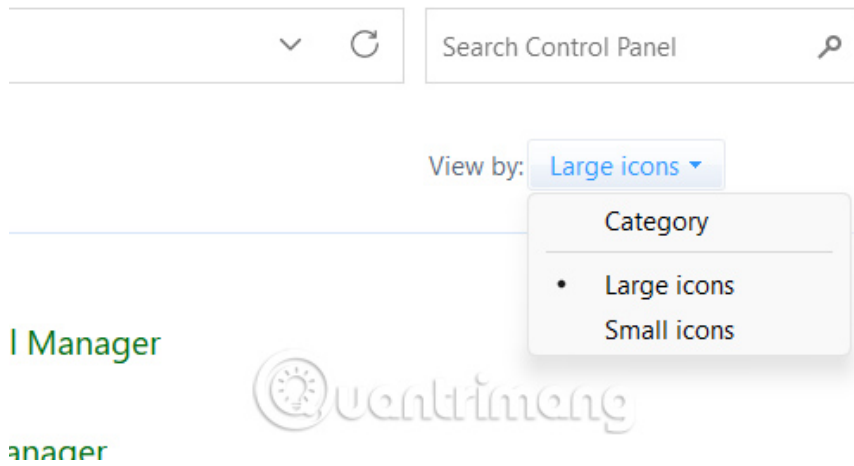
Now we click on **Keyboard character repeat delay** and adjust the keyboard character repeat delay.



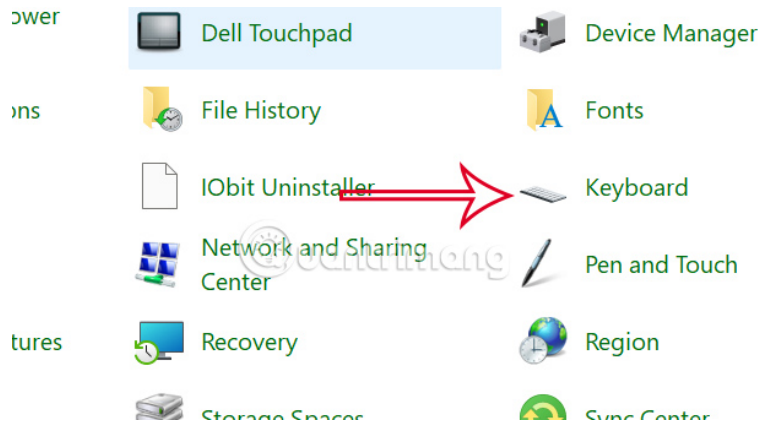
## Change keyboard character repeat delay via Control Panel

### Step 1:

You **open Control Panel** then **click on Large icon** to adjust.

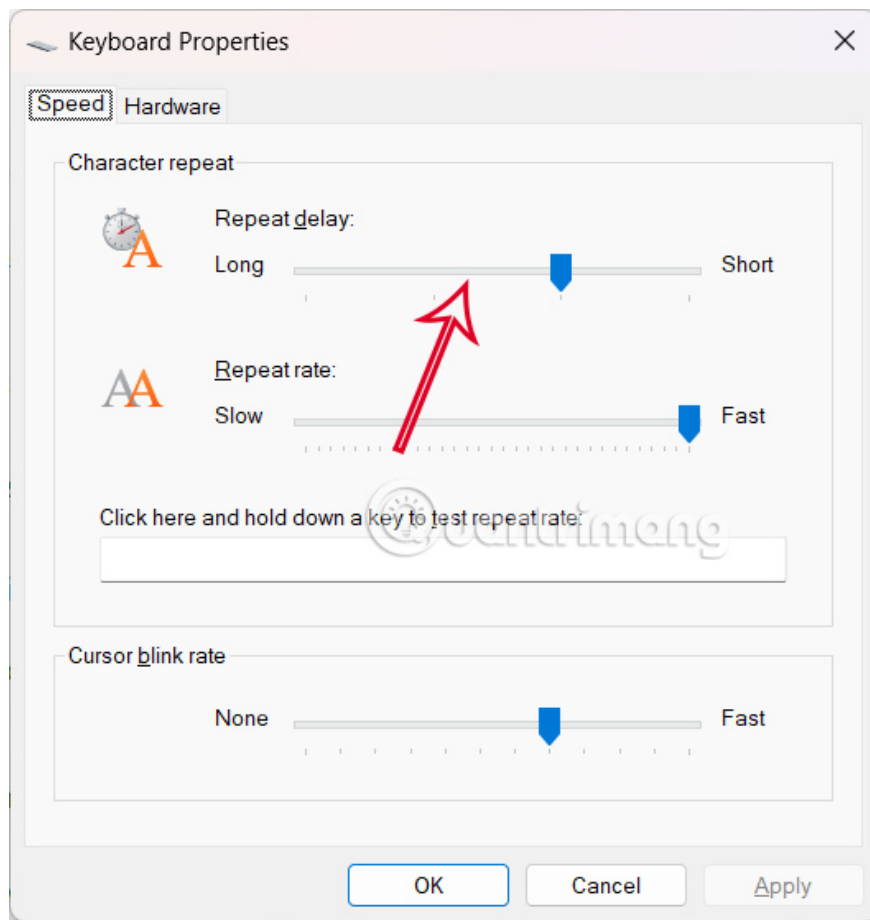


Then we click on the keyboard icon.



**Step 2:**

You click on **the Speed ??tab** and then look down below at **the Repeat delay bar** , you **adjust the Windows 11 keyboard character repeat delay** .

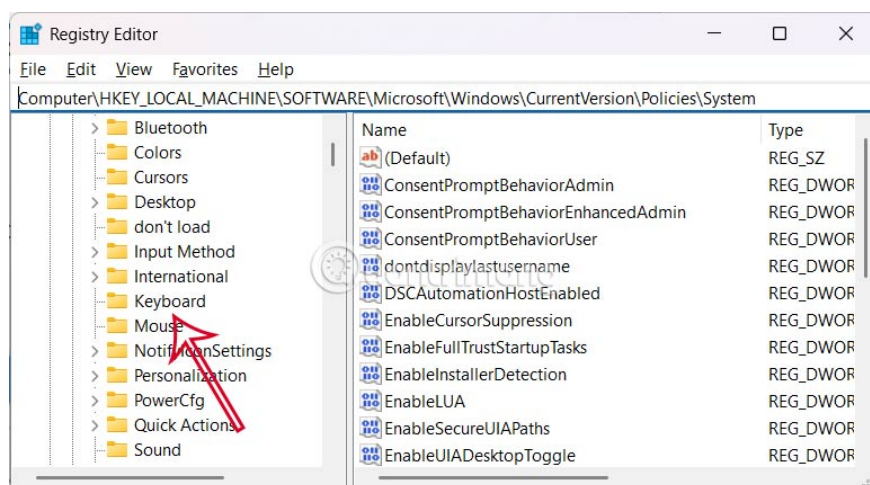


## How to change keyboard character repeat delay via Registry Editor

### Step 1:

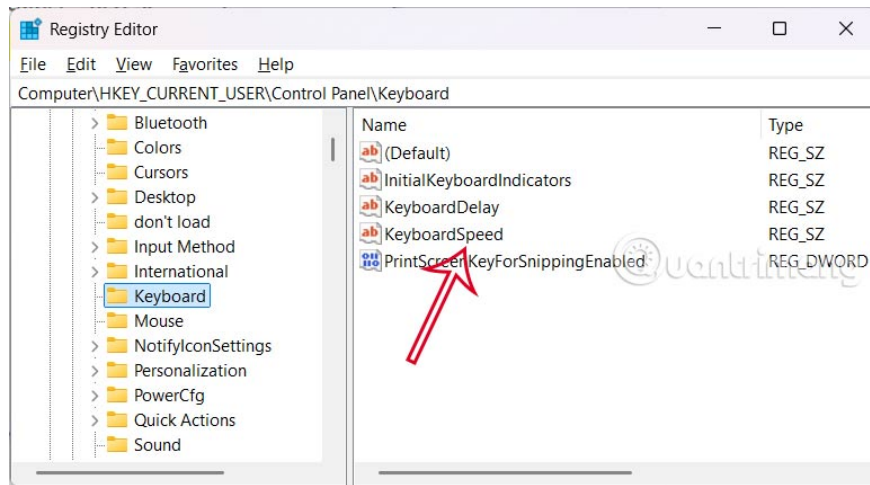
Open Registry Editor on your computer, then access the path below.

HKEY\_CURRENT\_USER\Control Panel\Keyboard?



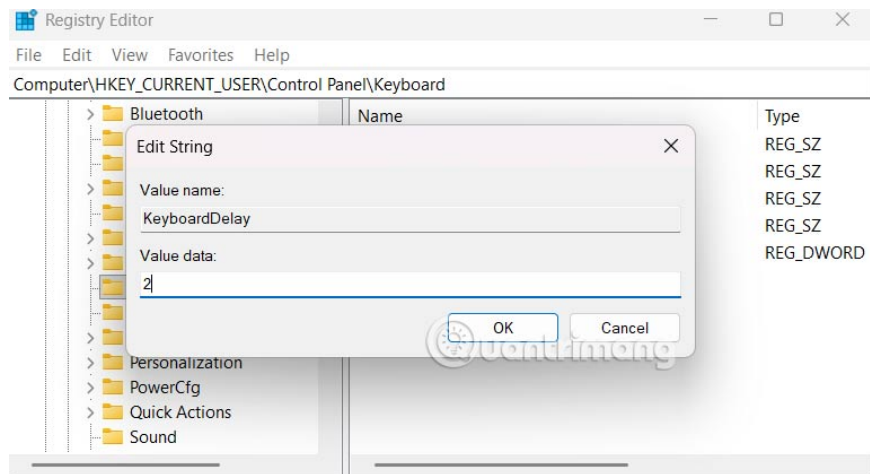
## Step 2:

Look to the side and **double-click the KeyboardDelay value** to adjust the delay.



## Step 3:

In this interface you enter a range from 0 (short) to 3 (long) for the long to short delay you want. The default repeat delay is 1.



You finished reading the article "**How to change Windows 11 keyboard character repeat delay**" edited by the [TipsMake](#) team. We hope this article has provided you with many useful tech tips and tricks. You can search for similar articles on tips and guides. Thank you for reading and for following us regularly.