

How to Center Taskbar Icons in Windows 10

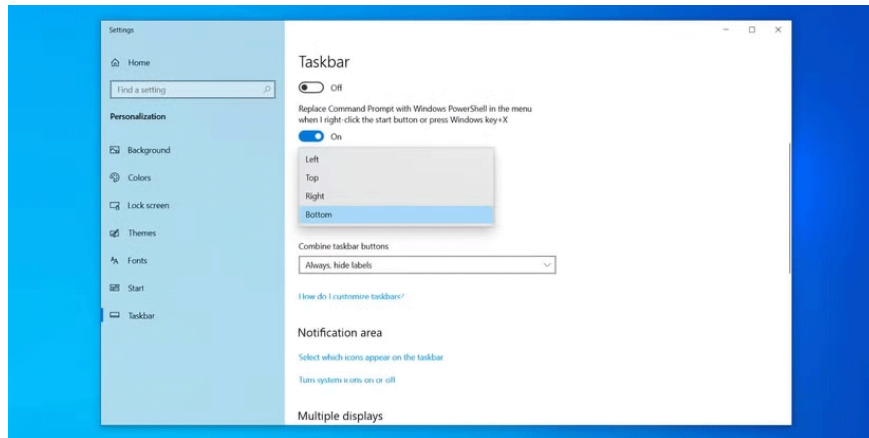
Windows 10 doesn't have the centered Taskbar icon layout like Windows 11. However, you can center all icons except Start and Search bar to get the same look.

Windows 10 doesn't have the centered Taskbar icon layout like Windows 11. However, you can center all icons except Start and Search bar to get the same look.

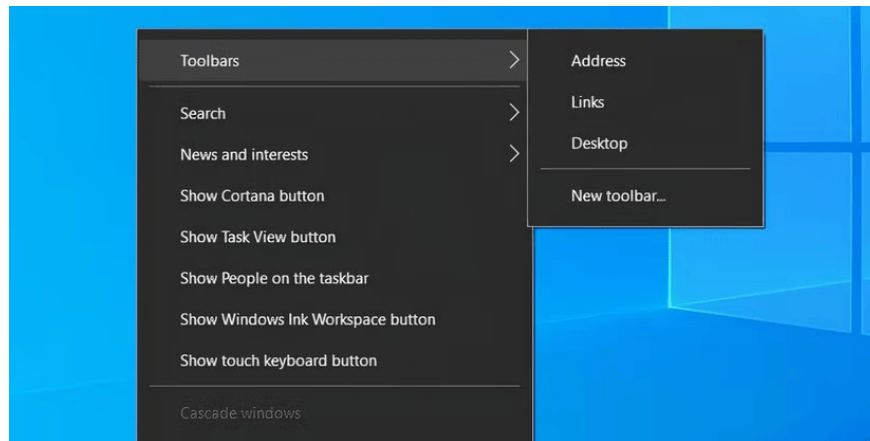
Center Taskbar icons by changing Taskbar settings

By default, Windows 10 icons are left-aligned. You can change some basic Taskbar settings to move your icons to the center. Here's how:

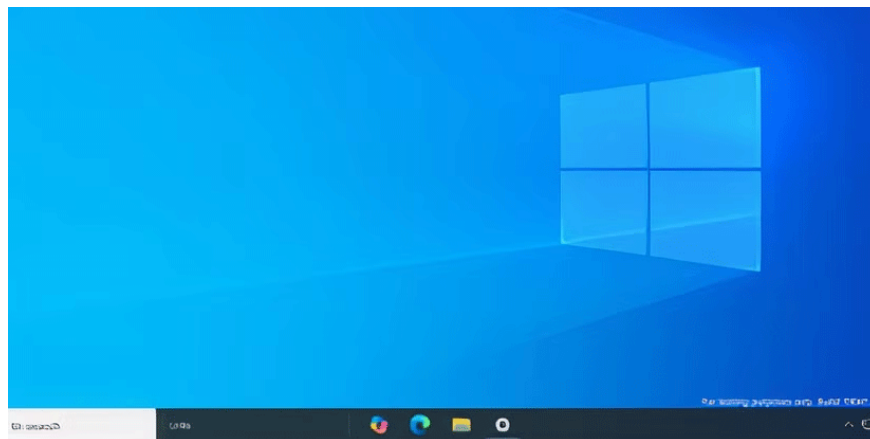
1. Right-click the Taskbar. Select **Taskbar settings** , then **uncheck the Lock the taskbar** option .
2. **Go to Taskbar location on screen** section . Set **Taskbar location** to **Bottom** .



1. Under **Combine taskbar icons** , select **Always, hide labels** .
2. Right-click the Taskbar again, select **Toolbars** and click **Links** to enable it.



1. Two vertical lines will appear. Drag the right vertical line next to **Links** to the left across the icons on the Taskbar and the left vertical line.
2. Taskbar icons will now appear on the right side of the Taskbar. Drag the vertical line next to the icons to move them to the ideal center position on the Taskbar.



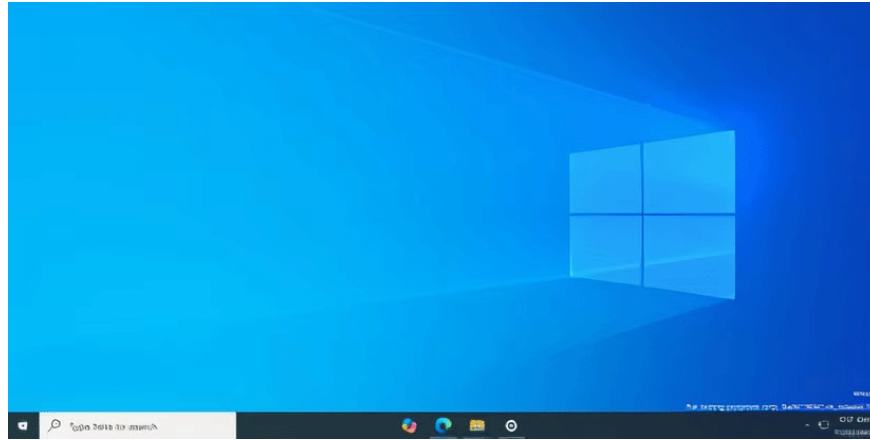
1. Once the icons are centered, right-click on the Taskbar and select **Lock the taskbar** from the pop-up menu.

Center Taskbar Icons with TaskbarX

If you want a simpler way, you can use TaskbarX to customize your Windows 10 Taskbar. It offers rich customization options like style options, multiple Taskbars, and animations. It is also free to use.

Another advantage is that you can hide the Start button and the system tray icons with it. In the previous method, you could only hide the search bar, but the rest of the Taskbar items would still be there.

First, download the portable version of TaskbarX. Extract the ZIP file to a new folder and open it. Run Taskbar.exe and it will automatically center your app icons.



However, this is the closest you can get to the Windows 11 Taskbar layout using a free app. The Start menu and search box are still on the left, and there's no way to change them in TaskbarX.

If you really crave the fully centered design found in Windows 11, Stardock's Start11 app offers some customization options, though it requires you to pay for it.

Good luck!

See also:

You finished reading the article "**How to Center Taskbar Icons in Windows 10**" edited by the [TipsMake](#) team. We hope this article has provided you with many useful tech tips and tricks. You can search for similar articles on tips and guides. Thank you for reading and for following us regularly.