

# How to catch Pokemon 'hundred percent hit' in Pokemon Go

To be able to catch Pokémon quickly and effectively, it is not simply that you will throw Pokéball at the Pokémon but also need many factors such as adjusting the throwing direction, throwing force, ...

Pokémon Go is now a popular name that many gamers mention. Each gamer also tries to gather as many Pokémon warriors as he can, to create the most powerful Pokémon team. However, catching a Pokémon doesn't simply throw a Pokéball at the Pokémon and catch them. To be able to throw a hundred, hundred, professional and effective Pokéball, we need many other throwing technical elements.

## 1. Throw a rotating Pokéball:

Normally to be able to catch Pokémon we will touch and swipe the ball towards the Pokémon to catch. However, there is a more effective trick that few people pay attention to is **turning the ball and throwing it towards Pokémon** . This operation will be more appreciated with old techniques, and may include many attractive rewards.




CAMERA



Abra / CP 113





## 2. Target aim:

When we decide to throw the ball at the Pokémon, two concentric circles appear before the target. The white circle remains the same size and the color circle will shrink gradually and repeat. This can be understood as 2 circles of scope of rewards to Pokémon. Therefore, try to adjust to be able to throw the ball in the center of the

circle.





The smaller the color circle is, the easier it is to capture Pokémon. When performing a perfect pitch, you will also earn XP points with 3 levels of **Good + 10 exp, Great + 50 exp and Excellent + 100 exp** . In addition, if there is a green display, the throwing phase has a high success rate, while the yellow / red color is the opposite.


1. See more articles Things to know to upgrade Pokémon in Pokémon Go.

### **3. Pick up the Pokéball ball:**

The unfortunate failure to capture Pokémon is extremely understandable, since Pokémon will not stand still for you to catch them. When you catch a slip, if you are within your range, you should get back the Pokéball to be able to use for the next time. This will avoid wasting Pokéball, items that you must buy with Pokécoins when depleted.

1. See more [Want to earn the fastest Pokécoins in Pokémon Go? So don't miss this article!](#)





#### **4. Patience and perseverance:**

Pokéball is a basic type of ball in Pokémon Go so the ability to catch rare Pokémon or have CP points is still limited. Therefore, be persistent when choosing to catch some Pokémon to be successful. Perhaps the type of Pokémon you miss is the type of opponent you want to own.





## 5. Using Berry items:

Berry is one of the items that "entice" Pokémon. When we throw Berry at them, this will create a kind of sympathy for the Pokémon you want to catch and help you succeed in the first place. However, it is advisable to calculate the usage of Berry at all times.

ITEMS

252/350



**Poké Ball**



A device for catching wild Pokémon. It's thrown like a ball at a Pokémon, comfortably encapsulating its target.



**Great Ball**




A good, high-performance Poké Ball that provides a higher catch rate than a standard Poké Ball.



**Razz Berry**



Feed this to a Pokémon, and it will be easier to catch on your next throw.



**Camera**

When you encounter Pokémon in the wild, you can use your camera to photograph them.



**Potion**






## 6. Turn off Camera image display:

In the process of catching Pokémon, if we let the background image be the actual image recorded from the camera, it will be more interesting. But sometimes it will make Pokémon capture less effective because there are too many images in one frame. It is best to turn off this mode to focus on catching Pokémon. In addition, you

should turn off the sound when playing so you can focus more on catching Pokémon, and avoid draining the battery quickly.

1. See more These are effective ways to save battery when playing Pokémon Go!





These are some good tricks to help us capture a large number of Pokémon warriors, enriching our collection. Even, you can catch many rare, high-scoring Pokémon that increase your team strength when fighting in GYM with many other opponents.

**Wish you all have fun playing games!**

You finished reading the article "**How to catch Pokemon 'hundred percent hit' in Pokemon Go**" edited by the [TipsMake](#) team. We hope this article has provided you with many useful tech tips and tricks. You can search for similar articles on tips and guides. Thank you for reading and for following us regularly.

