

# How to catch Dragonite, Snorlax, Gyarados and other rare Pokemon in Pokemon GO?

The rare Pokemon in the game are always difficult to catch and also difficult to meet them to toss Pokeball. But if you own one or two Pokemon with strong CP will help strengthen your team strength a lot.


For all gamers participating in Pokemon Go, the first task that you need to do is to catch yourself as much Pokemon as possible. And if luckily caught some Pokemon with strong CP points like Dragonite, Snorlax, Gyarados, it will make their team to raise much more power.

However, the stronger the Pokemon type, the higher the CP value is given to the rare Pokemon. It will not be easy for us to catch and throw Pokeball to summarize them. But everything is possible. And you can read our reference article for some tricks to catch Dragonite, Snorlax, Gyarados and other rare Pokemon in Pokemon GO.

## 1. Catch Pokemon Porygon:

If you own some Pokemon eggs, Porygon will be able to appear in 5km or 10km eggs. If we go around to catch Porygon, we can find crowded residential areas, especially big trade centers.

CP 252



# Porygon

HP 44 / 44

Normal  
Type

43.43 kg  
Weight

0.91 m  
Height

18721  
STARDUST

0  
PORYGON CANDY

POWER UP

600

1

Quick Attack  
Normal



10

Discharge



40



## **2. Search and catch Dragonair:**

With areas of rivers, lakes, beaches will be where Dragonair can appear. If possible, gamers should catch Pokemon Dratini and then evolve to Dragonair, even Dragonite if they can afford it. Also with 10km eggs can also appear Dragonair.

CP313



# Dragonair

HP 46 / 46

Dragon  
Type

3.5 kg <sup>xS</sup>  
Weight

4.69 m  
Height

1400  
STARDUST

9  
DRATINI CANDY

POWER UP

800

1

EVOLVE



100



### **3. Catch Pokemon Dragonite:**

Dragonite will be harder to catch than the two Pokemon. If you're lucky, you can catch Dragonite in wooded areas, big parks around the area where you catch Pokemon. If it is encountered, the player will also spend a lot of effort to win it. We will need more Poke Ball, Master Ball or the use of Razy Berry to increase the percentage of Dragonite caught. Also note, Dragonite can completely break the ball and escape easily before your eyes.

AT&T LTE

4:35 PM

70%



AR

Dragonite / CP 1052

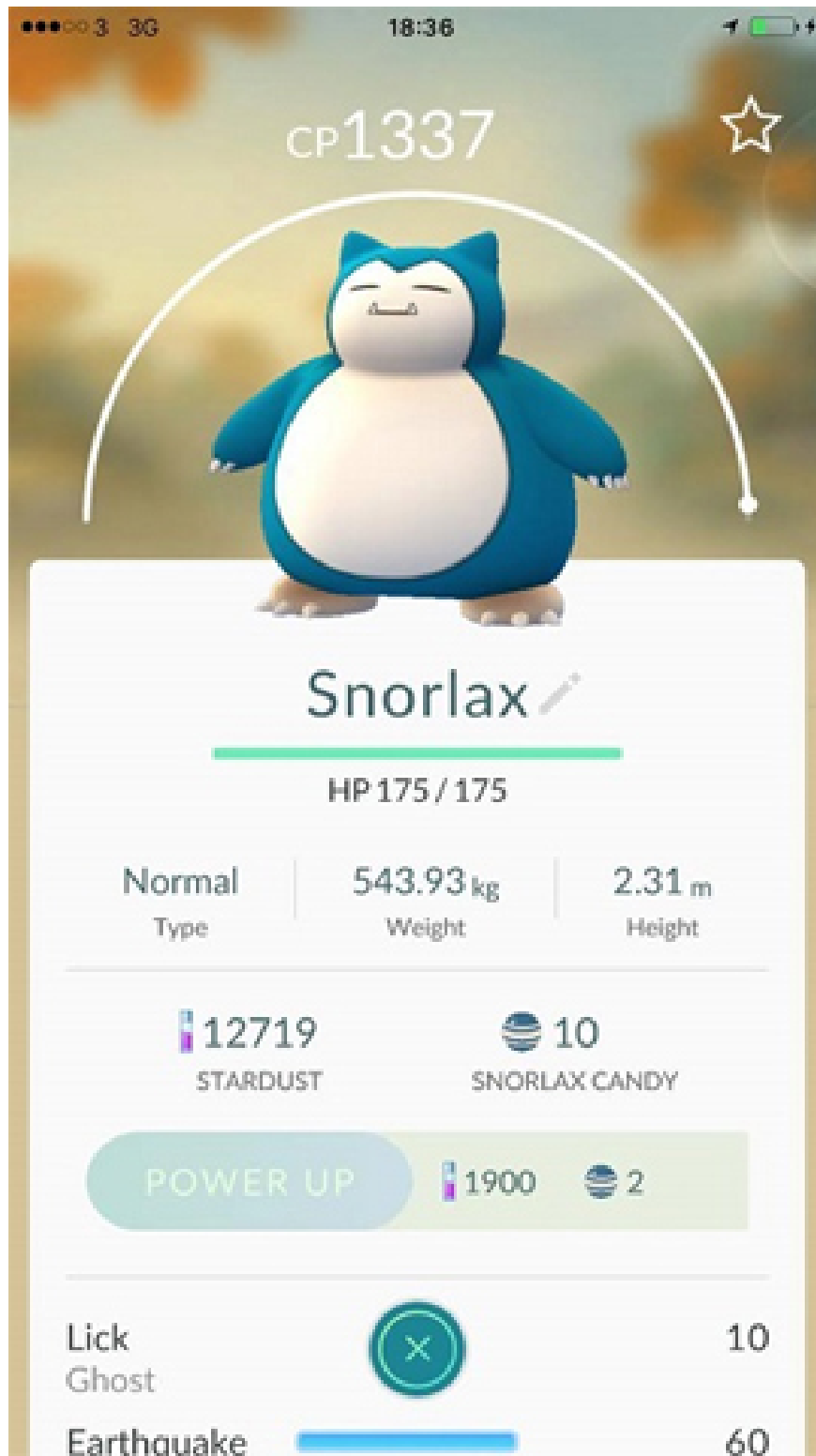


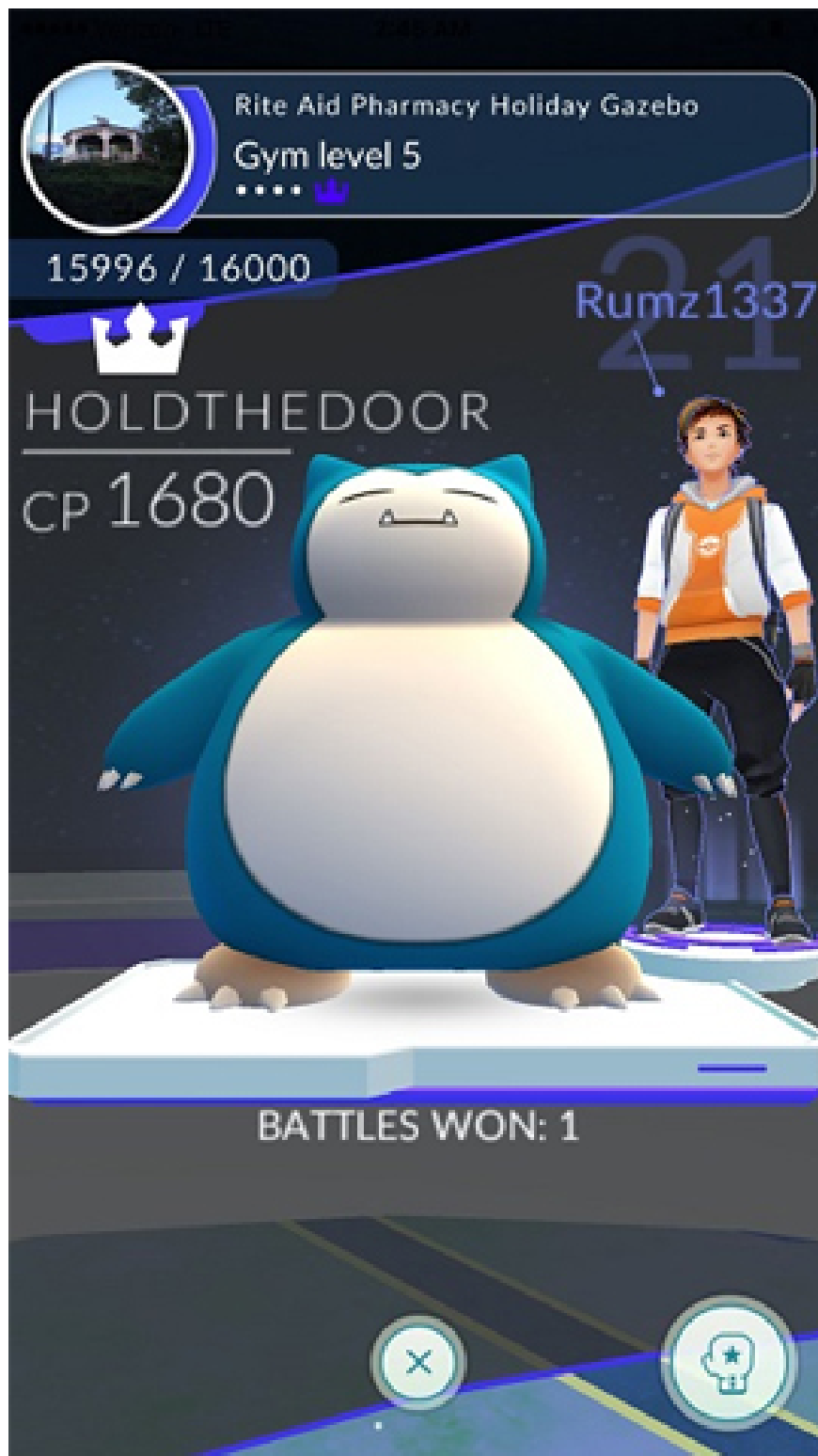


If you can't catch Dragonite, we can switch to capture Dratini and Dragonair. Then evolve to Dragonite with 100 Candy. There is also a 10km hatching situation of Dragonite, but very rare.

#### **4. Getting Snorlax Pokemon:**

Compared to the Pokemon type above, Snorlax seems easier to catch. You can catch them when walking around neighborhoods, or hatching from 10km eggs with a high rate.





## 5. Find and catch Pokemon Gyarados:

Also a rare catch like Dragonite, Pokemon Gyarados often appear in large water areas, such as rivers and lakes and the sea. And it's not easy to catch them. The evolution of Gyarados also needs lots of Candy, about 400 Candy from Magikarp to evolve.

The case of Gyarados hatching from 10 km eggs will not be available and will almost never appear.



## 6. Catch Pikachu:

Pikachu also appears on the list of difficult Pokemon to catch. You can try the following:

1. Use the Lure Module in Pokestop to be able to catch Pikachu.
2. Pokemon eggs 2km.
3. When starting the game and encounter 3 types of Pokemon appear initially: Bulbasaur, Charmander, Squirtle. You skip 3 Pokemon and go around a few places. After many times you ignore the 3 Pokemon, Pikachu will appear unexpectedly near you to become the starting Pokemon for players. If you missed 3 Pokemon above, we can delete game data, reinstall and choose Pikachu as above.



**Wish you catch strong Pokemon!**

You finished reading the article "**How to catch Dragonite, Snorlax, Gyarados and other rare Pokemon in Pokemon GO?**" edited by the [TipsMake](#) team. We hope this article has provided you with many useful tech tips and tricks. You can search for similar articles on tips and guides. Thank you for reading and for following us regularly.