

# How to cancel sent messages on Google Messages

Have you ever sent a message that you immediately regretted and wished you could take back? With the new beta release, you can now unsend sent messages in Google Messages.

Have you ever sent a message that you immediately regretted and wanted to take back? With the new beta release, you can now unsend a sent message on Google Messages. This feature is similar to unsend a sent message on WhatsApp . Although it is still in beta for Android users, it is perfect for fixing bugs and issues in group chats. Let's explore what this feature is and how to use it without any effort!

There have been a number of updates and upgrades to Google Messages to make it a worthy competitor to other messaging apps. This latest beta feature lets you unsend sent messages in Google Messages, but only in large group chats with 12 or more people.

Unlike WhatsApp and Telegram which allow up to 2 days of grace, you only have 15 minutes to delete your messages here.

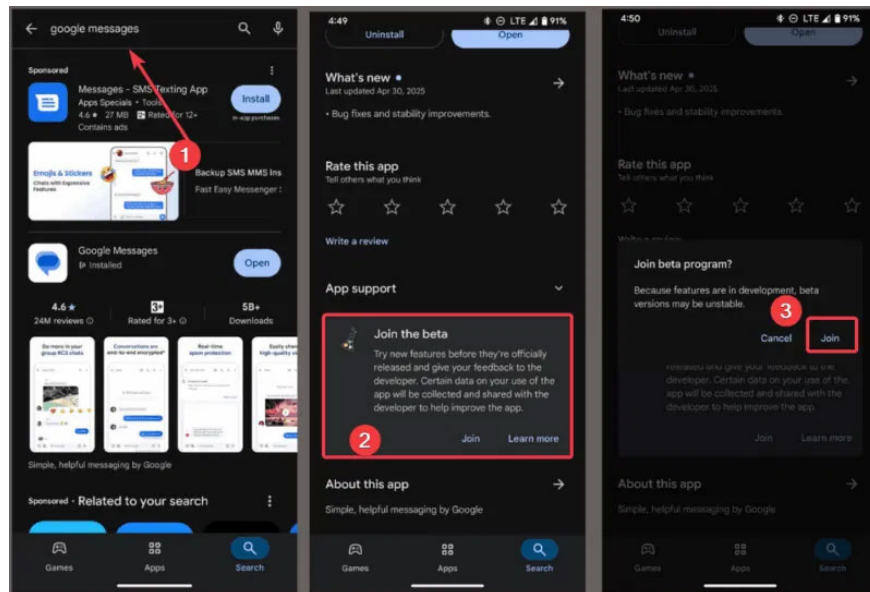
Also, this feature only works with RCS, a modern and exciting messaging protocol. For this feature to work, everyone in the conversation must be using the latest Google Messages app with RCS enabled. You can check out this guide to RCS messaging on Android to understand how it works.

While this feature is similar to WhatsApp and Telegram, it's not available for one-on-one chats yet. Google is still testing it, so it's not perfect yet. Still, it's a valuable tool for hiding your embarrassment in group chats.

## Join Google Messages Beta

To unsend messages on Google Messages, you need to join the beta group. Here's how:

Go to the Google Play Store and search for Google Messages. Scroll down to **Join the beta** , tap **Join** and confirm your choice.



Wait a few minutes for the app to update to the beta version. Then, click **Update** .

5:28

LTE 82%



# Google Messages (Beta)

Google LLC

Uninstall

Update

① You're a beta tester for this app. Future updates will include beta versions.

## What's new •

Last updated May 8, 2025



• Bug fixes and stability improvements.

## Private feedback to developer

Only the developer can see this feedback



Write feedback

## App support



You're a beta tester

You'll see new features before the public



Games



Apps



Search

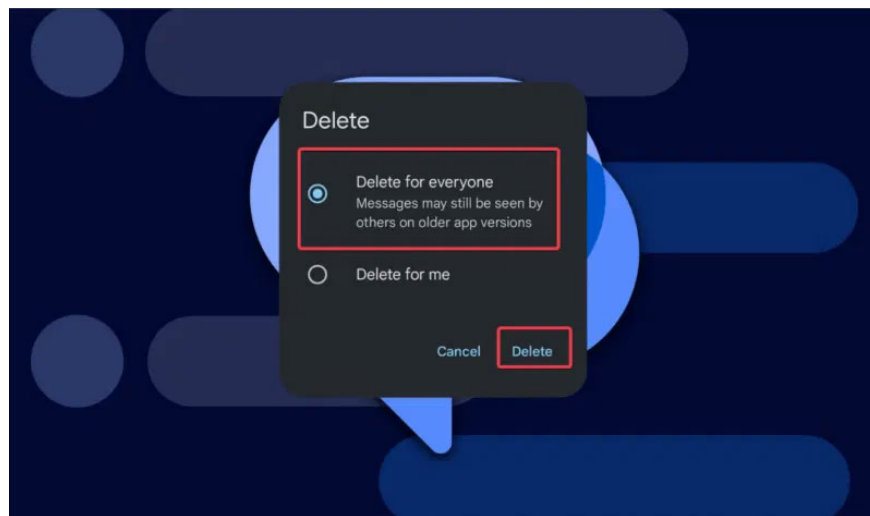
Note that Beta apps can sometimes be buggy and messy. Also, not everyone has the option to delete them right away because Google rolls them out slowly. So if you're not ready for the beta's complications, you may want to wait for the stable version.

## Delete messages for everyone

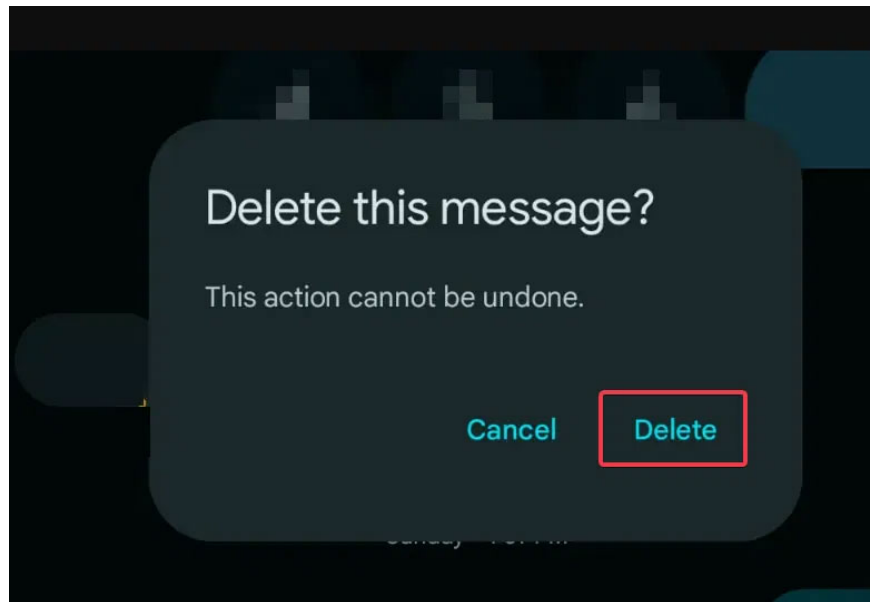
To unsend a sent message in a Google Messages group chat, do the following:

Open Google Messages and join a group chat with 12 or more people. Find messages you sent within the last 15 minutes.

Tap and hold the message, then tap **Delete for Everyone** from the prompt and select **Delete**.



Wait for the prompt to confirm your action and tap **Delete**. Your message will disappear from the chat group immediately.



The problem is that if someone is offline or using an older version without RCS enabled, they can still see the messages. If you accidentally delete something important, you can still recover deleted text messages on Android.

## Key limitations and best practices

This feature isn't perfect yet. You only have 15 minutes to unsend a message, and it's only available to large groups right now. Plus, people need to update their apps and turn on RCS for it to work. Try these quick tips:

1. Don't wait, always act quickly to unsend your message.
2. Ask your team members to update Google Messages.
3. Stay tuned for a stable release that may support more chat types.

Unsending messages in Google Messages is a great feature that can save you from embarrassing group chats. Join the beta to try it out early rather than waiting for the full release. In the meantime, you can also check out other Google Messages tips and features if you want more messaging tips.

You finished reading the article "**How to cancel sent messages on Google Messages**" edited by the [TipsMake](#) team. We hope this article has provided you with many useful tech tips and tricks. You can search for similar articles on tips and guides. Thank you for reading and for following us regularly.