

How to call group videos on Facebook Messenger

Facebook Messenger has updated the video calling feature for the chat group in addition to calling as before. Besides, users can use the effect during the process of making video calls.

In just a few short days, Facebook has updated two extremely attractive features for those who use Messenger applications. That is, you can make voice calls in the group with the Messenger version on your computer. And then there was the Video Call feature for the group chat on Messenger smartphone and computer. In order to contact everyone in the Messenger group previously, we can only make voice calls.

However, just if you upgrade the Messenger application to the latest version, you can easily make video calls in the group. Call quality is also quite good, so users can completely make video calls to everyone in the group whenever they want. Join the Network Administrator to learn how to video chat Messenger group chat.

1. Instructions for free group calling on Facebook Messenger

How to video call Messenger chat group iOS, Android

Note , to be able to use this feature, we need to upgrade Messenger to the latest version.

1. Download the iOS Messenger app
2. Download the Messenger app for Android



Step 1:

We log in to a personal Messenger account on the device. In the main interface, click on **Groups** to enter the chat group. Or we can create a new chat group on Messenger. At the group interface, click on the group you want to make the call.



Search




-  **Quantrimang** 11:00 am
The company that...
-  **...** 11:00 am
The company that...
-  **...** 11:00 am
The company that...

ACTIVE NOW



Phung...

MORE CONVERSATIONS



Phung, Phung... 11:00 am
The company that...



Home



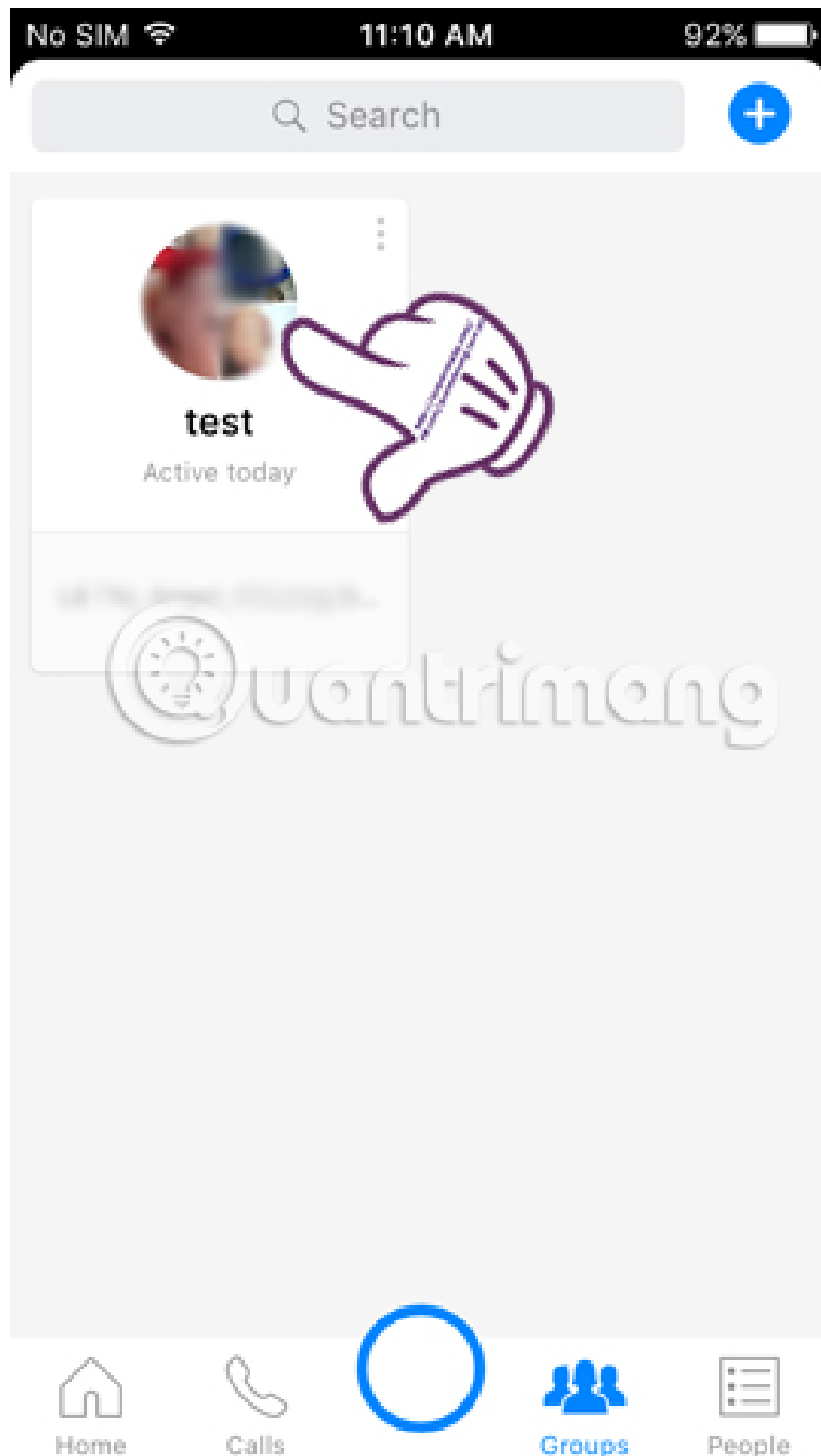
Calls



Groups



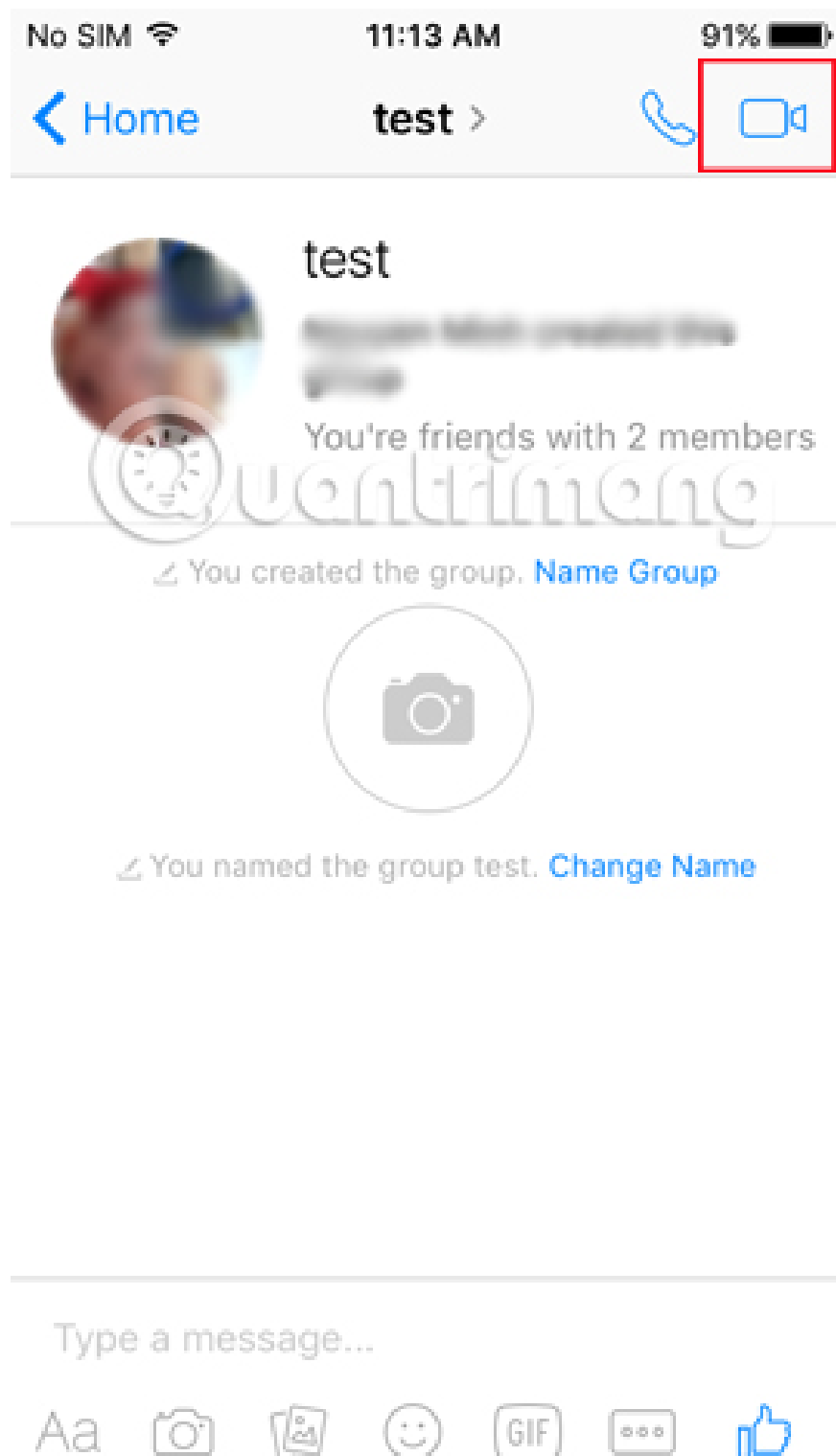
People



Step 2:

Next at the interface in the group, click on **the video icon** as shown below. At the **Ring Group members** interface, we **click to select or deselect certain accounts** if you want or do not make video calls to them. Finally press **Call** to proceed with the call.







If you are the recipient of the call, we will see a notification in the interface on Messenger, click **Join call** to receive group video call.



Cancel Ring Group Members

Group members...

Facebook Friends

-   [Name] ✓
-   [Name] ✓
-   [Name]



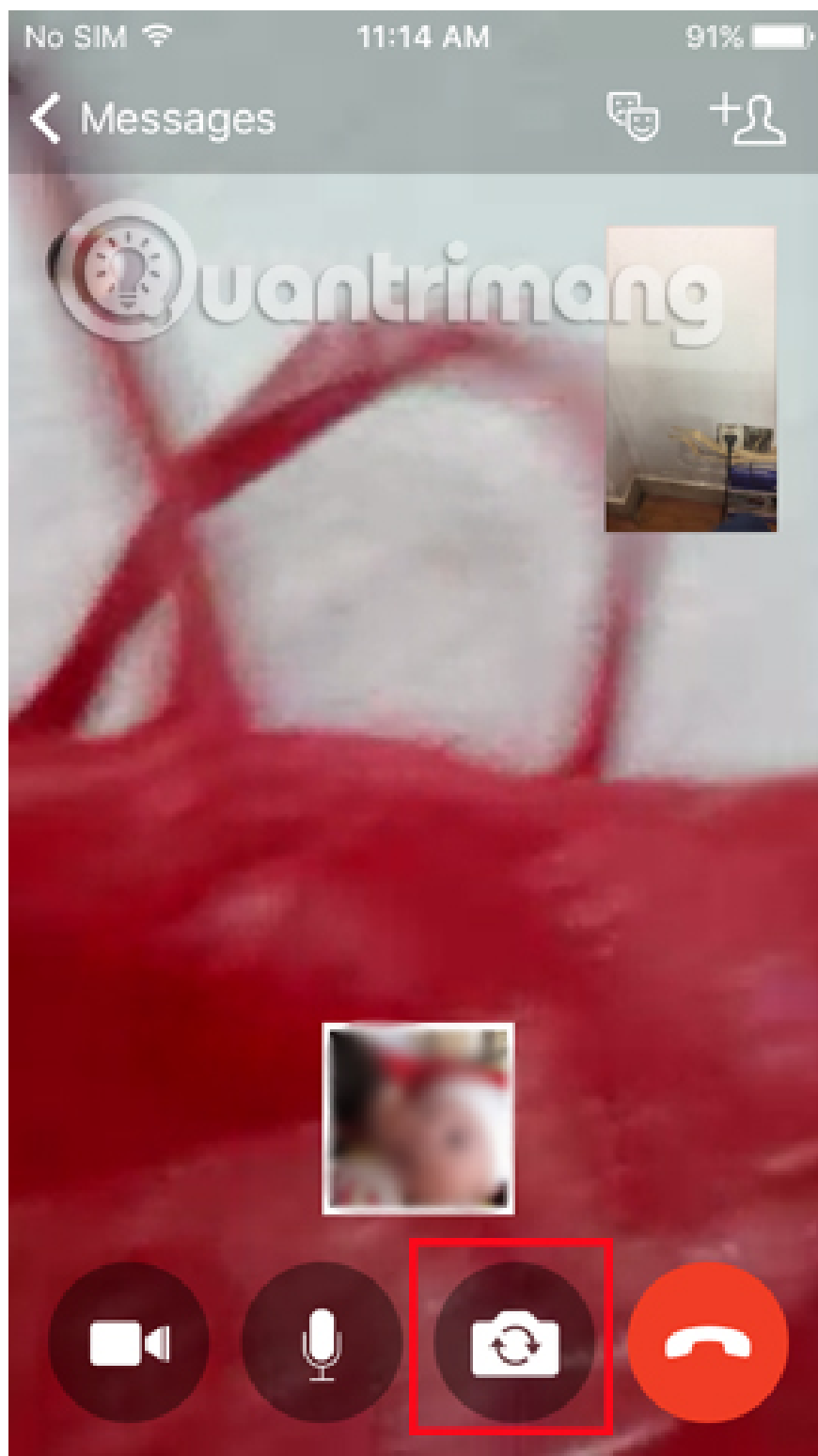
Call




Step 3:

Soon it will come to the screen of the video call. We can change the camera before or after clicking the Camera icon, turn off the microphone, turn off the webcam if desired.

With iOS operating system, it will have the feature to insert face effects for callers. Click on **the smiley icon** above. Soon the face effects will appear below. Swipe left or right to select. If any effect has an arrow icon, you need to download it to use it.





The effect will automatically adjust to the camera frame. And the caller will be tasked to adjust to his face only. Click on **the humanoid icon** and for more details about the member calling In Call and not receiving Not In Call. To end the video call, we click on the red phone icon.

No SIM


11:17 AM

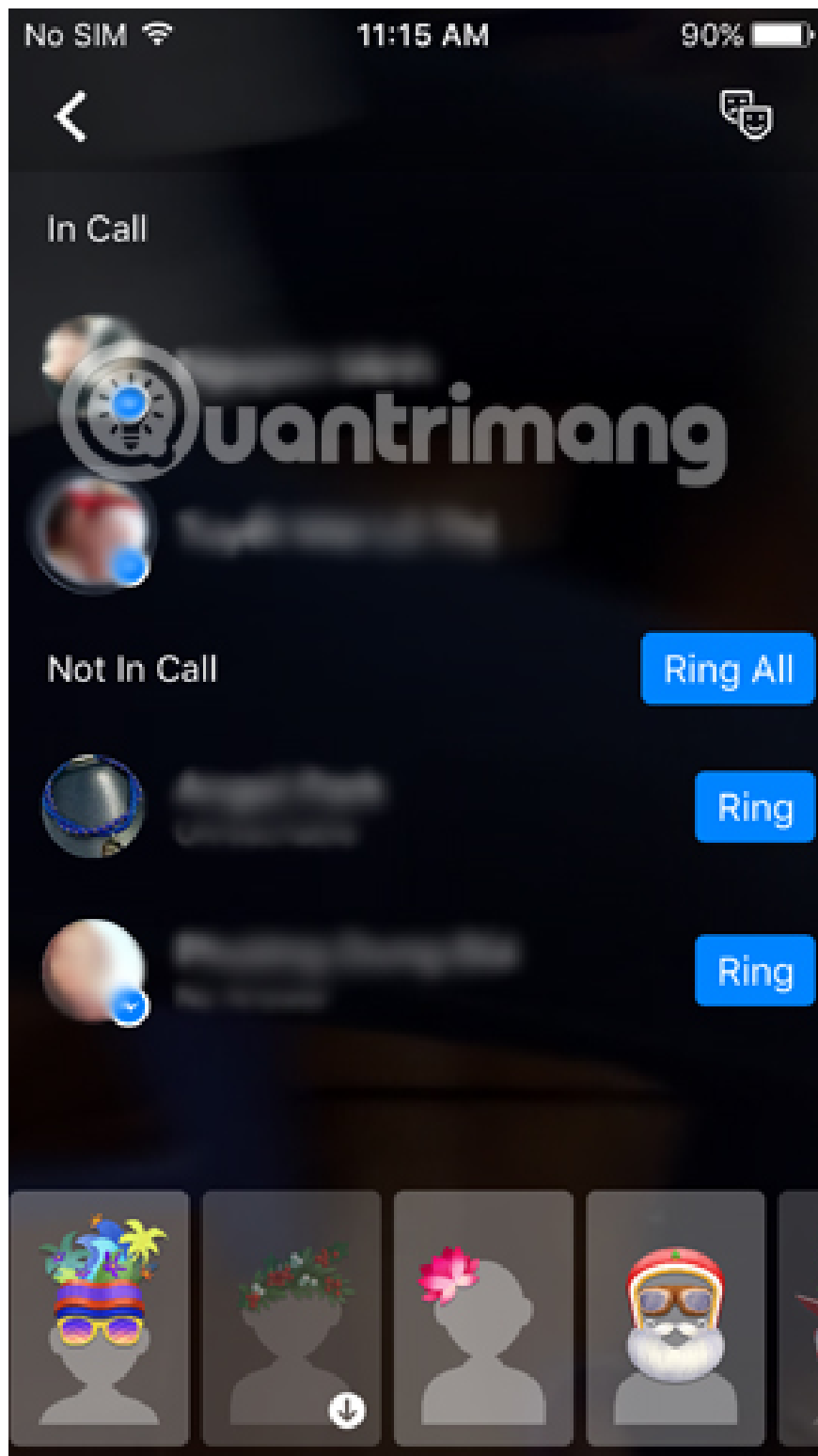
88%

Messages



Quantrimong

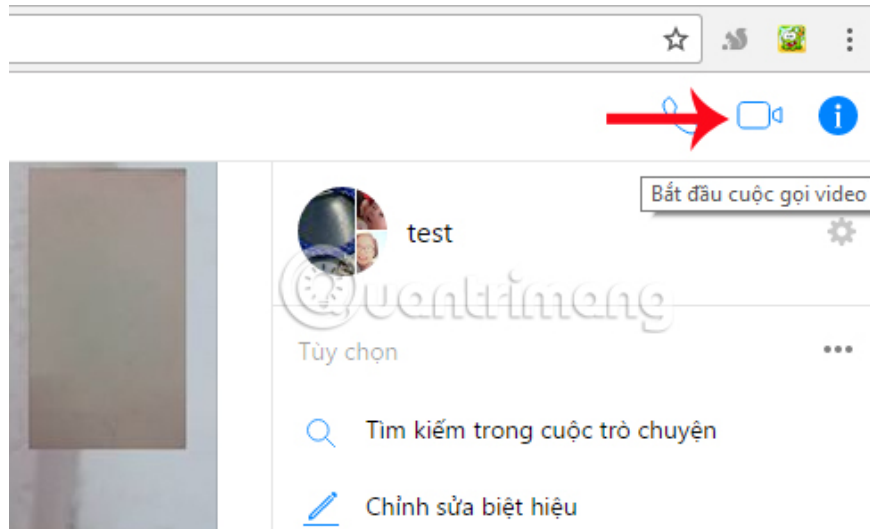




Guide to video chat group chat Messenger computer

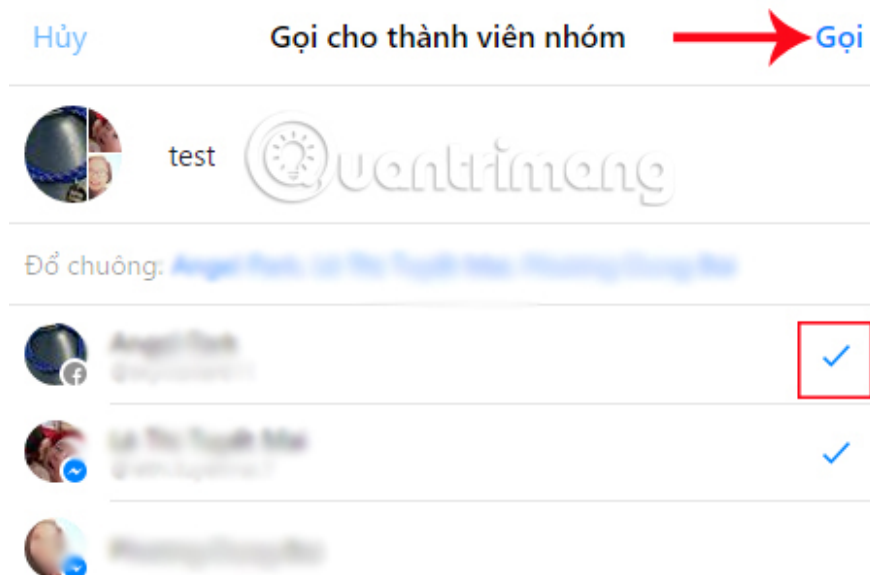
Step 1:

At the chat group interface we click on **the video icon** .



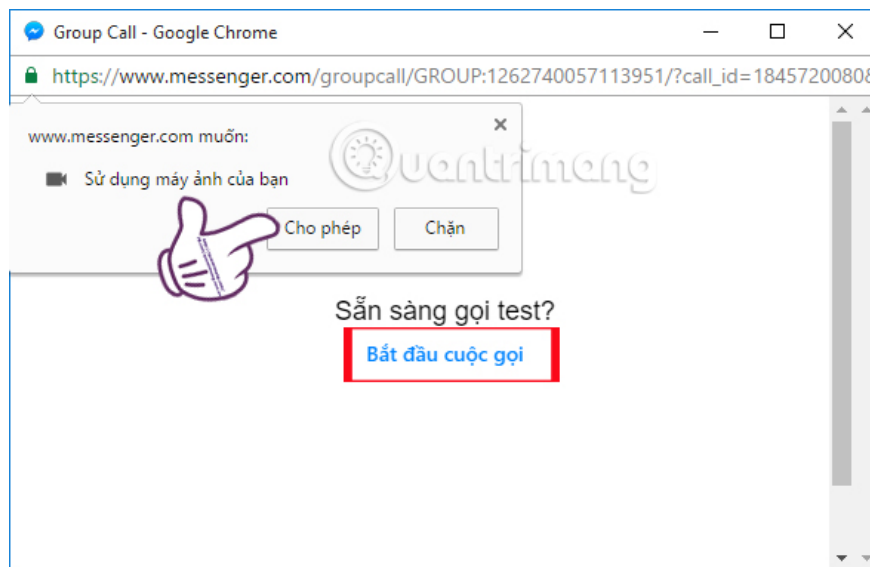
Step 2:

In the **Call for group members view** , we can choose or deselect to make video calls to any member of the group. Press **Call** to make a video call on Messenger computer.



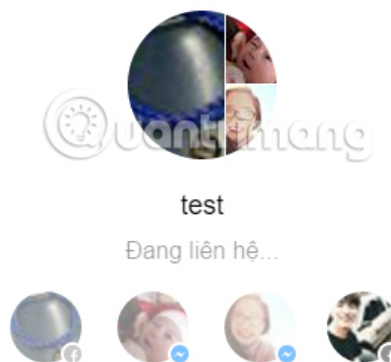
Step 3:

Messenger will ask you for permission **to use the webcam** . Press **Allow** simultaneously, press **Start call** to make a video call.



Step 4:

Appearing interface. You just need to wait for someone to catch the phone.



To **end the call** click on **the phone icon** as shown below.



So you have experienced the video call feature for the chat group on Messenger application and the computer version. For iOS users, we have more unique face effects to use while group video calls. Hopefully in the future, these face effects will update with the remaining operating systems.

Refer to the following articles:

1. How to log out of Facebook Messenger on iOS, Android and Windows Phone
1. How to call, video Facebook Messenger on mobile, tablet
1. Instructions for setting up Live Stream feature Facebook videos on mobile and tablet

I wish you all success!

You finished reading the article "**How to call group videos on Facebook Messenger**" edited by the [TipsMake](#) team. We hope this article has provided you with many useful tech tips and tricks. You can search for similar articles on tips and guides. Thank you for reading and for following us regularly.