

How to calculate the number of days in Excel - Functions, formulas for calculating the number of days in Excel

How to calculate the number of days in Excel - Functions, formulas for calculating the number of days in Excel. In the process of processing data in Excel, you will certainly encounter many cases that need to calculate the number of days such as the number of days guests stay, the number of days to perform work ... it will be difficult if the

In the process of processing data in Excel, you will certainly encounter many cases that need to calculate the number of days such as the number of days guests stay, the number of days to perform the job . it will be difficult if you do not know how to calculate. number of days in Excel. So please refer to the following article to know the function, the formula for calculating the number of days in Excel.

	A	B	C	D	E	F
1						
2	CÁCH TÍNH SỐ NGÀY TRONG EXCEL					
3	<i>thuthuatphanmem.vn</i>					
4						
5						
6						
7		1	01/01/1900	Số ngày từ 01/10/2018 đến		
8		43374	01/10/2018	30/10/2018		
9		43403	30/10/2018	29		
10						
11						
12						
13						
14						
15						

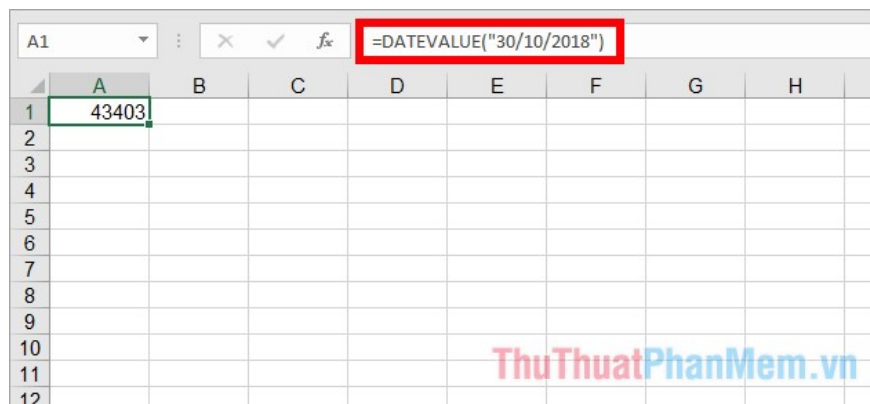
The following article shows you how to calculate the number of days in Excel and the function of calculating the number of days in Excel, please follow along.

How to calculate days in Excel

Excel stores dates as values ??(serial numbers) consecutively for use in calculations. Nature of dates in Excel: January 1, 1900 has a value of 1, October 30, 2018 has a value of 43403. That means each day in Excel will have a value of 1.

To see the value of the day you can use the function = **DATEVALUE** ('date')

1. Example = DATEVALUE ('30 / 10/2018 ')



	A	B	C	D	E	F	G	H
1	43403							
2								
3								
4								
5								
6								
7								
8								
9								
10								
11								
12								

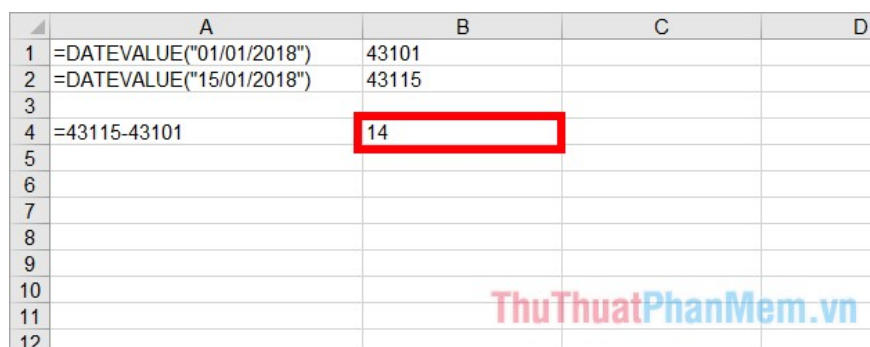
So to calculate the number of days in Excel you just need to subtract two values ??of the two days to calculate the number of days to produce. You compute the following simple example:

1. Calculate the number of days of January 1, 2018 and January 15, 2018

The value of January 1, 2018 is 43101

The value of January 15, 2018 is 43115

1. So the number of days of the two days is $43115 - 43101 = 14$ days.



	A	B	C	D
1	=DATEVALUE("01/01/2018")	43101		
2	=DATEVALUE("15/01/2018")	43115		
3				
4	=43115-43101	14		
5				
6				
7				
8				
9				
10				
11				
12				

In addition, you can use functions and formulas in Excel to quickly calculate the number of days:

Functions, formulas for calculating the number of days in Excel

To calculate the number of days in Excel, you use the DAYS function, the syntax and how to use the DAYS function, you will find out below.

Description

Returns the number of days between two dates

Syntax

= **DAYS** (end_date; start_date)

In the function, there are two required arguments:

1. **end_date** (end date) and **start_date** (start date) are two days that you want to know how many days are between them.

Note:

1. **Start_date** and **end_date** are both numeric values, and **DAYS** will take the value of **end_date** minus **start_date**.
2. The **DAYS** function will return the #NUM! Error value . If the **start_date** and **end_date** arguments are numeric values ??outside the range of valid dates.
3. The function returns the value #VALUE! if the **start_date** and **end_date** arguments are strings that cannot be parsed are valid dates.

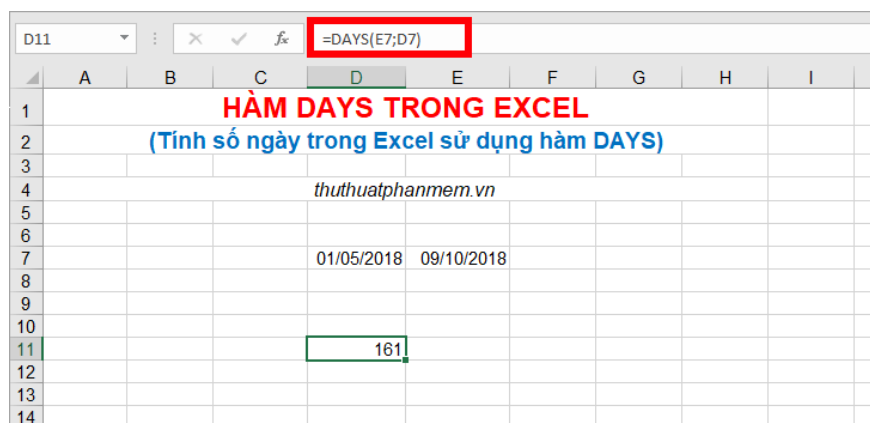
For example

Calculate the number of days between May 1, 2018 and October 9, 2018.

You enter the function = **DAYS** ('09 / 10/2018 '; ' May 1, 2018 '), note the date if you enter directly into the function, you need to enclose quotes".

	A	B	C	D	E	F	G	H	I	J
1			HÀM DAYS TRONG EXCEL							
2			(Tinh số ngày trong Excel sử dụng hàm DAYS)							
3										
4				thuthuatphanmem.vn						
5										
6										
7										
8			161	ngày						
9										
10										
11										
12										
13										
14										

Or you can refer to the cell containing the date as follows:



Above is how to calculate the number of days in Excel, the function - formula to calculate the number of days in Excel. So from now on, if you need to calculate the number of days in Excel, you can easily calculate the number of days with the DAYS function. Hope this article will help you. Good luck!

You finished reading the article "**How to calculate the number of days in Excel - Functions, formulas for calculating the number of days in Excel**" edited by the [TipsMake](#) team. We hope this article has provided you with many useful tech tips and tricks. You can search for similar articles on tips and guides. Thank you for reading and for following us regularly.