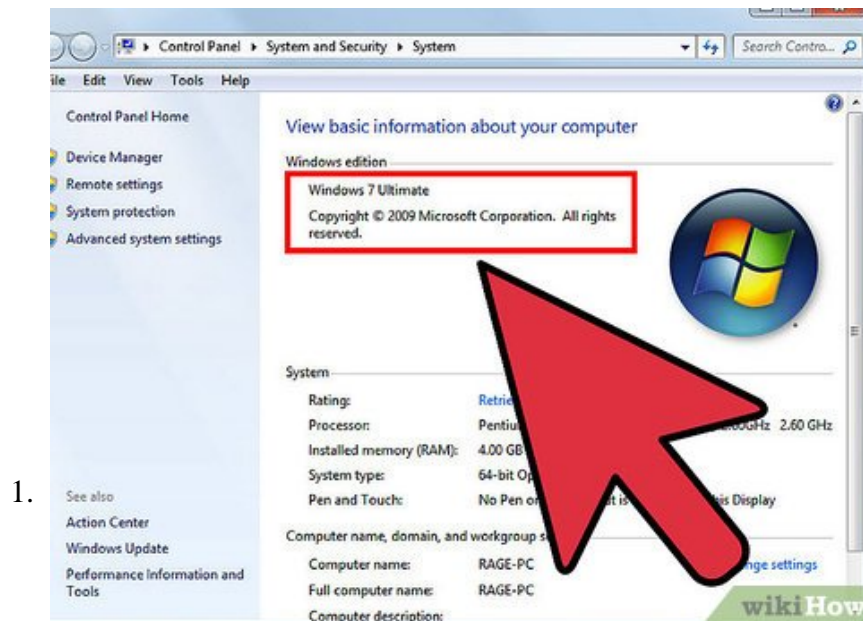


How to Buy Windows 8

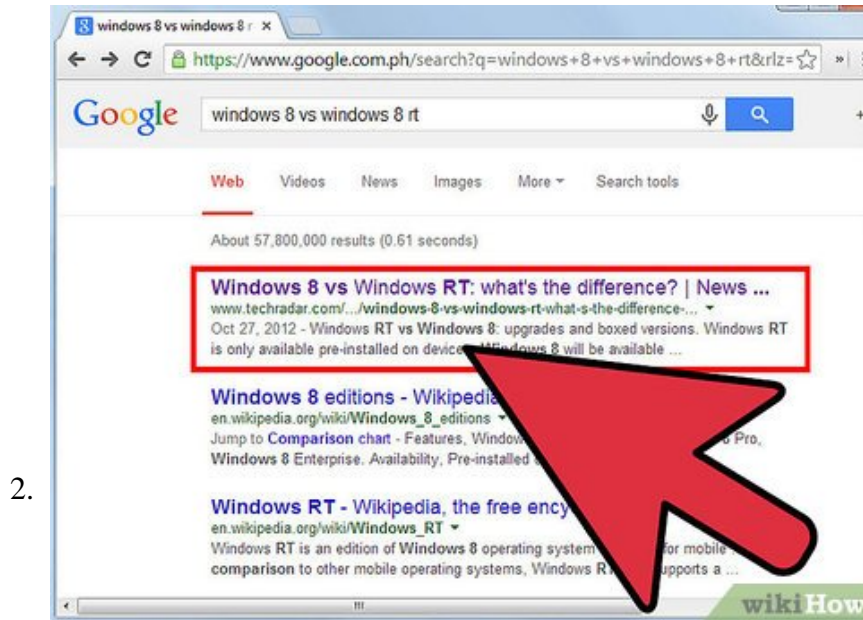
Windows 8 is Microsoft's newest operating system. It was originally released to the public in October of 2012, and received press because of its radically different look and enhanced touchscreen and security capabilities. It has since been...

Part 1 of 3:

Preparing to Buy Windows 8



Ensure that Windows 8 is optimized for your device or computer. Windows 8 is best for touch screen devices/monitors.^[1] In order to upgrade to Windows 8, you will need to be running Windows XP, Windows Vista or Windows 7.^[2]



Understand the difference between Windows 8 and Windows RT. Windows RT looks a lot like Windows 8, but it is streamlined for use with light laptops and tablets. The only way you can get Windows RT, is if you already have a Windows RT device; however, you basically have Windows 8 running on your system already.^[3]

1. Check in your manual or in the system information to see if you are running Windows RT.



Consider purchasing a new computer, convertible computer or tablet if you own a slow, older computer. Windows 8 will use up more of your hard drive than Windows 7, and it may slow it down further since it was created for use with new devices.

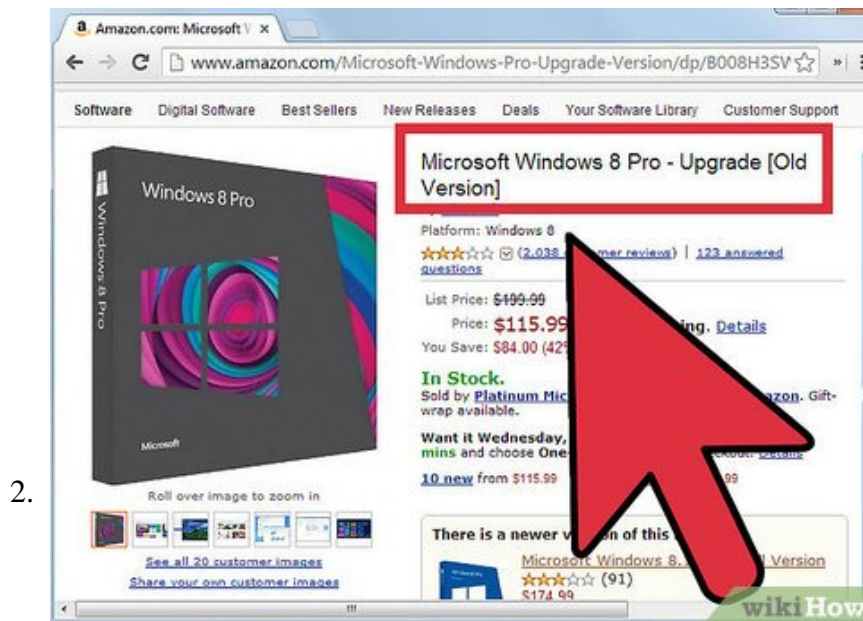
1. All-in-one personal computers are the best place to start looking. They are more expensive, but they allow you to use Windows 8's touch screen capabilities.

Part 2 of 3:

Choosing a Windows 8 Product



Decide if you need to buy an upgrade or a full version of the product. If you aren't currently running Windows OS on your computer, you will need to purchase the full version. If you have Windows XP, Windows Vista or Windows 7, you will need an upgrade.

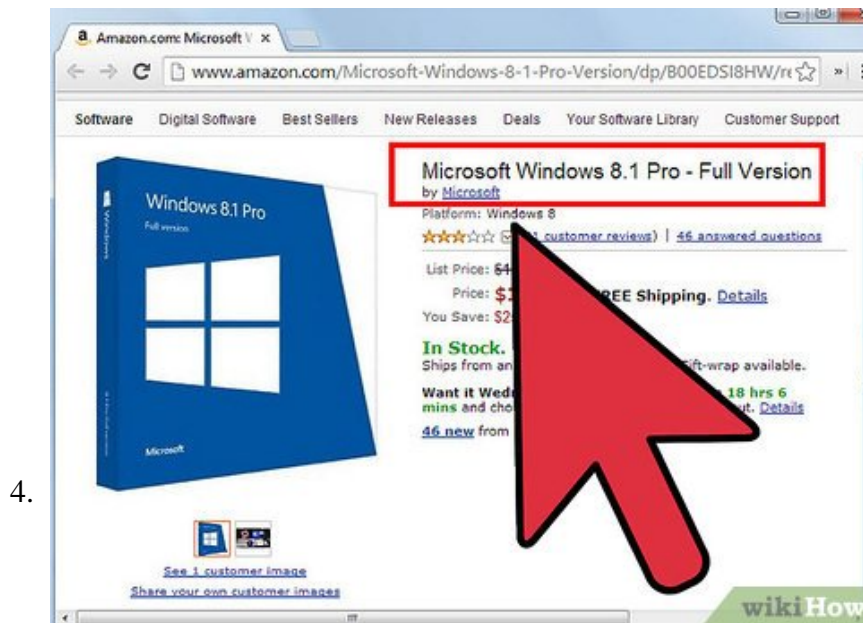


Track down a Windows 8 Upgrade for XP or Vista. This is usually sold in a different package than the upgrade intended for Windows 7.

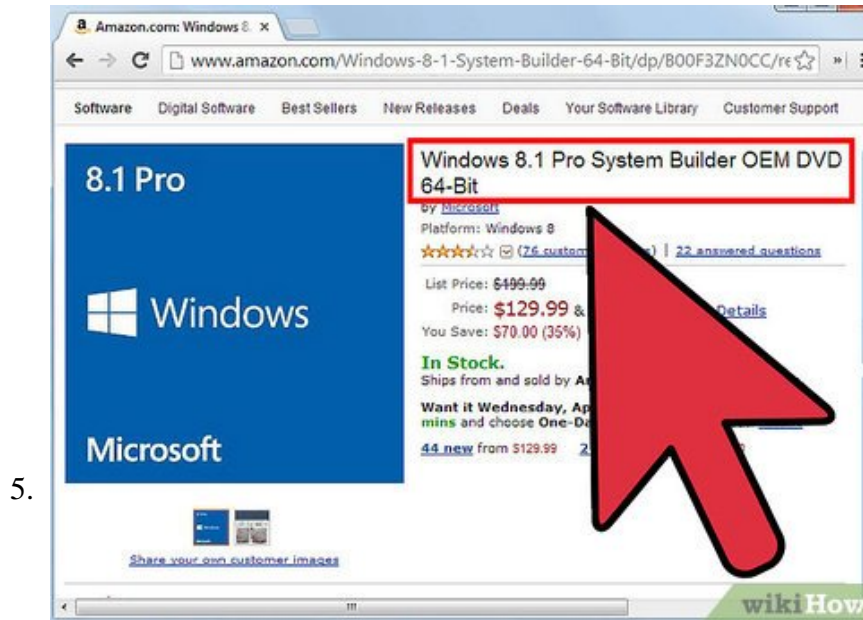


Decide if you want to buy a discounted version of Windows 8 (Upgrade or Full version) and then update it to the current version, or if you want to buy Windows 8.1 already updated. The Windows 8 products will be discounted by \$15 to \$30 and available on third party sites.

1. The Windows 8.1 products are between \$99 and \$119. There is less variation in price, so you won't be able to hunt down a bargain as easily.



Choose Windows 8 Pro over Windows 8 standard version if you plan to connect to several business or home networks. You will also want the more expensive Pro version if you do tech-based work or if you want to encrypt your data or access other PCs on your home network.^[4]



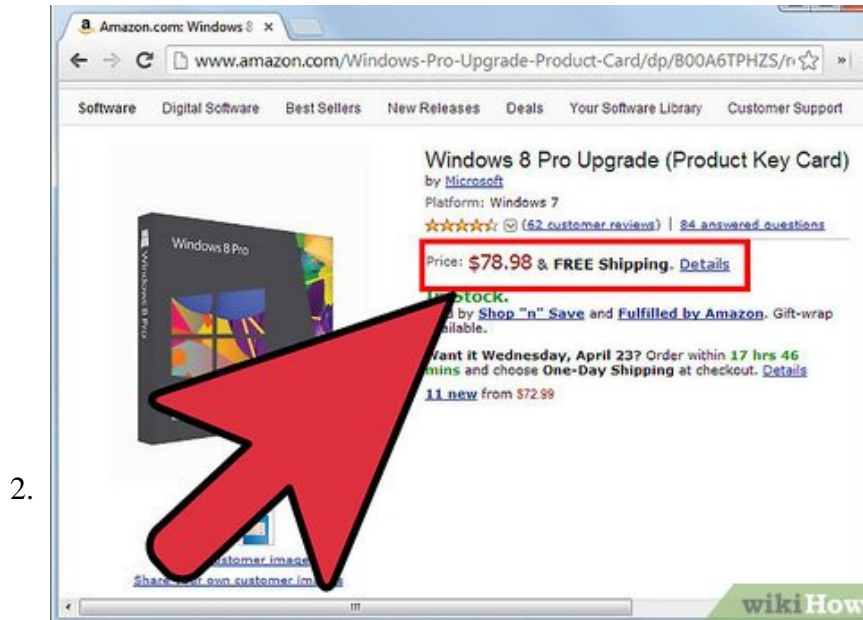
Determine whether you need the 32-bit or 64-bit version. If your computer runs on an Intel 32-bit processor, you will need the 32-bit version. Most new PCs run on the 64-bit version, and many advanced software programs need the 64-bit version of Windows 8 to function.

Part 3 of 3:

Buying Windows 8 OS

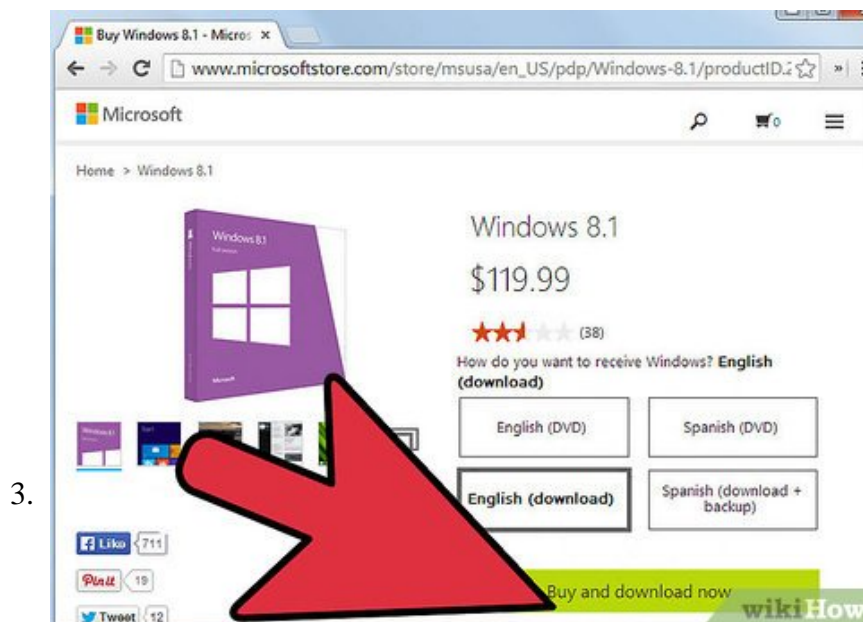


Use a current student ID to download Windows 8.1 Pro version for a discounted price. If you already run Windows 7, you can pay \$69.99, instead of the usual \$199, to own Windows 8.1.^[5]



Comparison shop for a Windows 8 or Windows 8 Pro version. Since there is a newer version (8.1) available, sellers on Amazon, Newegg and other computer sites have discounted the older versions. Once you install Windows 8, you can upgrade for free to the Windows 8.1 version using your product key.

1. These versions should be DVDs that will be sent to you via mail.
2. Ignore this option if you don't have a PC with an optical drive that reads DVDs. You will need to download it directly from the Internet.



Purchase and download Windows 8 immediately from the Microsoft site. This is necessary if you have a computer without an optical drive. You can download Windows 8, Windows 8.1, Windows 8 for XP and Vista and Windows upgrades from www.microsoftstore.com

1. Press the download button and put in your payment details.
2. Products will be between \$119 and \$199. Enter your credit card details and keep your account data for future free upgrades.

3. You can opt to purchase a DVD copy with your identification fee for an extra \$15 or download it to a DVD on your computer for free.^[6]

You finished reading the article "**How to Buy Windows 8**" edited by the [TipsMake](#) team. We hope this article has provided you with many useful tech tips and tricks. You can search for similar articles on tips and guides. Thank you for reading and for following us regularly.
