

How to Buy Sundance Film Festival Tickets

The Sundance Film Festival is an independent film festival that features over 200 independent films from all over the world every year. The Sundance Film Festival begins in mid-January and takes place in various Utah cities, including Park...

Method 1 of 3:

Festival Passes

1.



Go to the Sundance Festival Website.

2.



Register for a time slot to buy a festival pass between September 20 and October 12 the autumn before the festival. After these dates, the computer will randomly assign time slots so there is an orderly and fair way for people to buy tickets.

3.



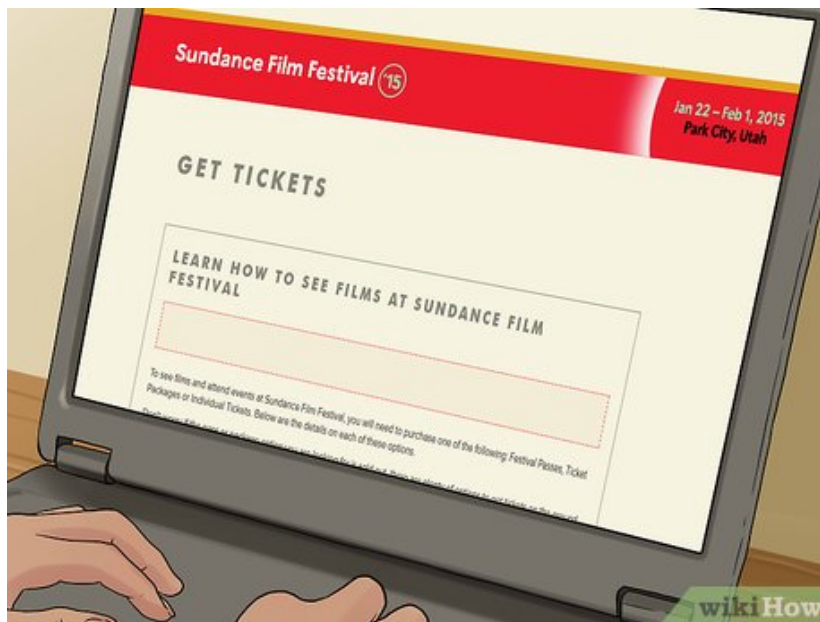
Look for a confirmation email that you have entered your information to receive a time slot on October 14.

4.



Check your email on October 14 to see when your time slot to buy your pass will be. You will not be able to purchase individual tickets at this time, only Sundance festival passes.

5.




Log on to the Sundance Festival website during your allotted time slot and buy 1 of the following passes:

1. Buy the Express Pass B. In 2012, this pass costs \$2,500 and includes all access to each film, a photo credential and a ticket to the Awards Night party. (Sundance allows the purchase of 2 Express Pass B's.)
2. Buy the Eccles Pass B+. In 2012, this pass costs \$2,000 and includes access to all films at the Eccles Theater in Sundance, the premiere theater for the event. You also receive a photo credential and a ticket to the Awards Night party. (Sundance allows the purchase of 2 Eccles Pass B+'s)
3. Buy the Awards Weekend Pass. In 2012, this pass costs \$500 and includes all access to films during the final awards weekend. It also includes a photo credential and an Awards Night party ticket.

4. Buy the Adrenaline Pass. In 2012, this pass costs \$400 and includes access to screenings before 11 a.m. and after 10 p.m. It also includes a photo credential and an Awards Night party ticket.
5. Buy the Film School Pass. In 2012, this pass costs \$300. It includes access to screenings before 11 a.m. and after 10 p.m. If Film School passholders wish to see films during 11 a.m. - 10 p.m. students may wait-list for tickets and use their Film School Pass as a form of payment. It is only applicable to students and includes a photo credential and an Awards Night party ticket.



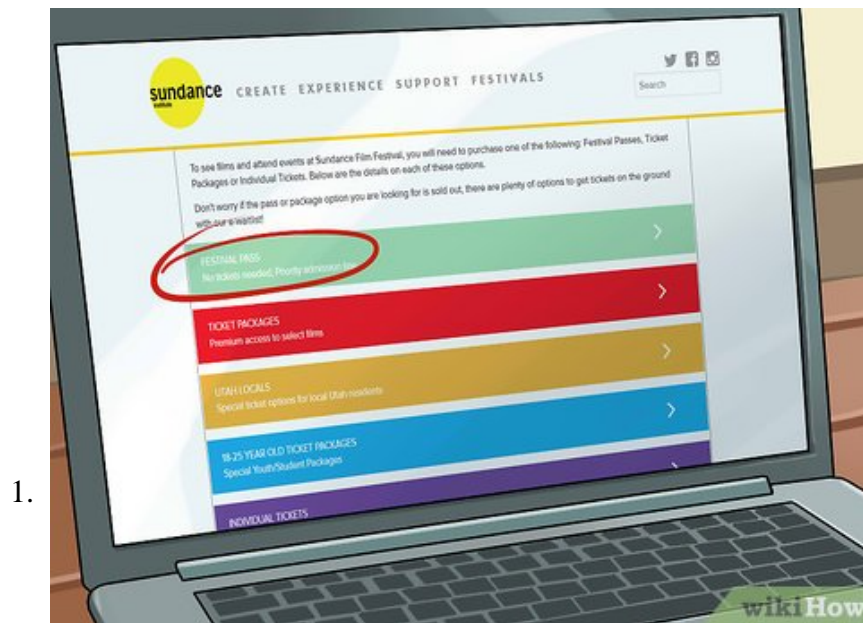
Check for confirmation of your passes in the mail.



Check your email on November 15 on how to send in your photo for the pass photo credential card.

Method 2 of 3:


Ticket Packages



Go to the Sundance Festival Website and register for a time slot to buy a festival pass between September 20 and October 12 the autumn before the festival. Look for a confirmation email that you have entered your information to receive a time slot on October 14.



Check your email on October 14 to see when your time slot to buy your pass will be. You will not be able to purchase individual tickets at this time, only Sundance festival packages or festival passes.



Log on to the Sundance Festival website during your allotted time slot and buy 1 of the following ticket package options:


1. Premium A and B are \$1,000 and \$800 respectively. Both packages give you 20 tickets and 2 tickets to the Day 1 party. Premium A is the first group to select films (for 'A' week) after Sundance Donors and Premium B is the first during the 'B' week.
2. Classic A and B are \$750 and \$650 respectively. They provide you with 20 tickets and 2 tickets to the Day 1 party. They follow Premium A and B in ticket choice order.
3. Economy A and B are \$650 and \$550 respectively. They provide you with 20 tickets and 2 tickets to the Day 1 party. They follow Classic A and B in ticket choice order.
4. The SLC/Ogden Preferred pass costs \$550 and includes 20 screenings for SLC or Ogden theaters. This pass will allow ticket selection at the same time as Economy B passes.
5. The Discovery Package costs \$325 and includes 10 non-premiere tickets. These tickets are chosen after Economy B is through selecting, in the last group.
6. The Midweek Package costs \$300 and includes 10 tickets to movies during January 24-26 of the Sundance festival. These are the package tickets that are chosen last, along with the Discovery Package.

4.



Look in your email on December 14th to receive your time slot for selecting your tickets.

5.



Select your tickets during your time slot during January 2 - 5.

Method 3 of 3:

Individual Tickets



Go to the Sundance website and register for a time slot to purchase tickets between November 8 and December 19. Receive your confirmation of your Sundance registration.

1. Individual Tickets can be purchased separately for specific screenings for \$15. These tickets are the remaining available tickets leftover from Ticket Packages.



Check your email on December 21 to see when your time slot is.



Purchase your tickets the second week in January, 10-13, during your time slot.



Purchase open tickets during the festival. They can be purchased online up to 36 hours in advance, or at 1 of the main box office locations.

1. Utah residents can purchase certain ticketing options for a discount when they present their Utah drivers license or identification card.

You finished reading the article "**How to Buy Sundance Film Festival Tickets**" edited by the [TipsMake](#) team. We hope this article has provided you with many useful tech tips and tricks. You can search for similar articles on tips and guides. Thank you for reading and for following us regularly.