

How to bring Opera's Speed ??Dial to Chrome

Opera's Speed ??Dial interface displays web pages in a rectangular form. And you can bring Speed ??Dial into Chrome.

New Tab interface in Chrome, Firefox is the Speed ??Dial interface in Opera. There are quite a few people who like Opera's Speed ??Dial interface, because rectangular boxes show up for each bookmarked web page or place shortcuts in different colors. And if you want, we absolutely can bring this Speed ??Dial interface to Chrome or Firefox browser with a very simple implementation. We just need to install the add-on for the browser you want to use New Tab as Speed ??Dial and you're done. The following article will guide readers to bring Opera's Speed ??Dial to Chrome and Firefox browsers.

Instructions for installing Speed ??Dial on Chrome, Firefox

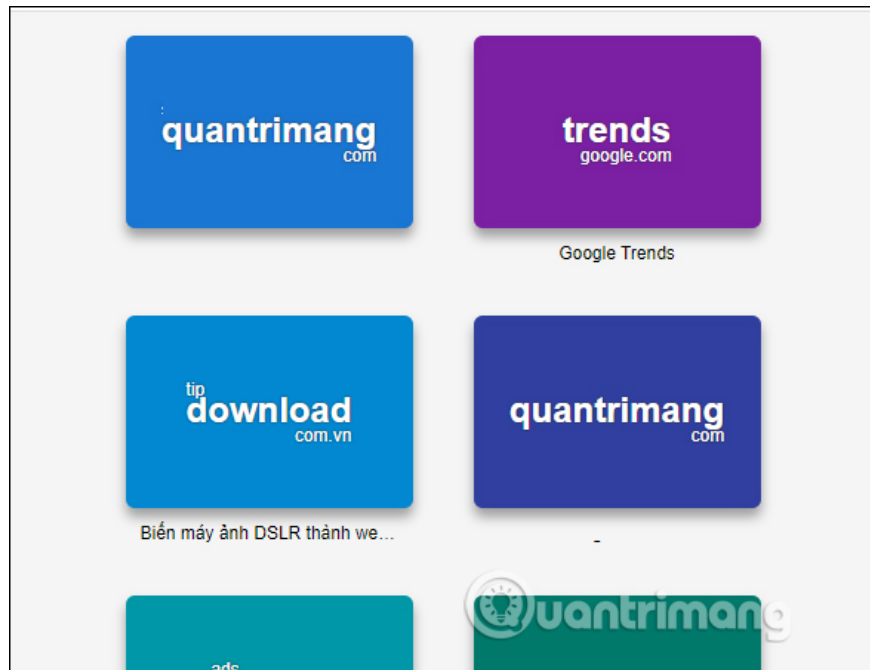
Step 1:

Visit the link below to download the Toolbar Dial utility for Chrome or Firefox.

1. Download the Toolbar Dial for Chrome
2. Download the Toolbar Dial for Firefox

Step 2:

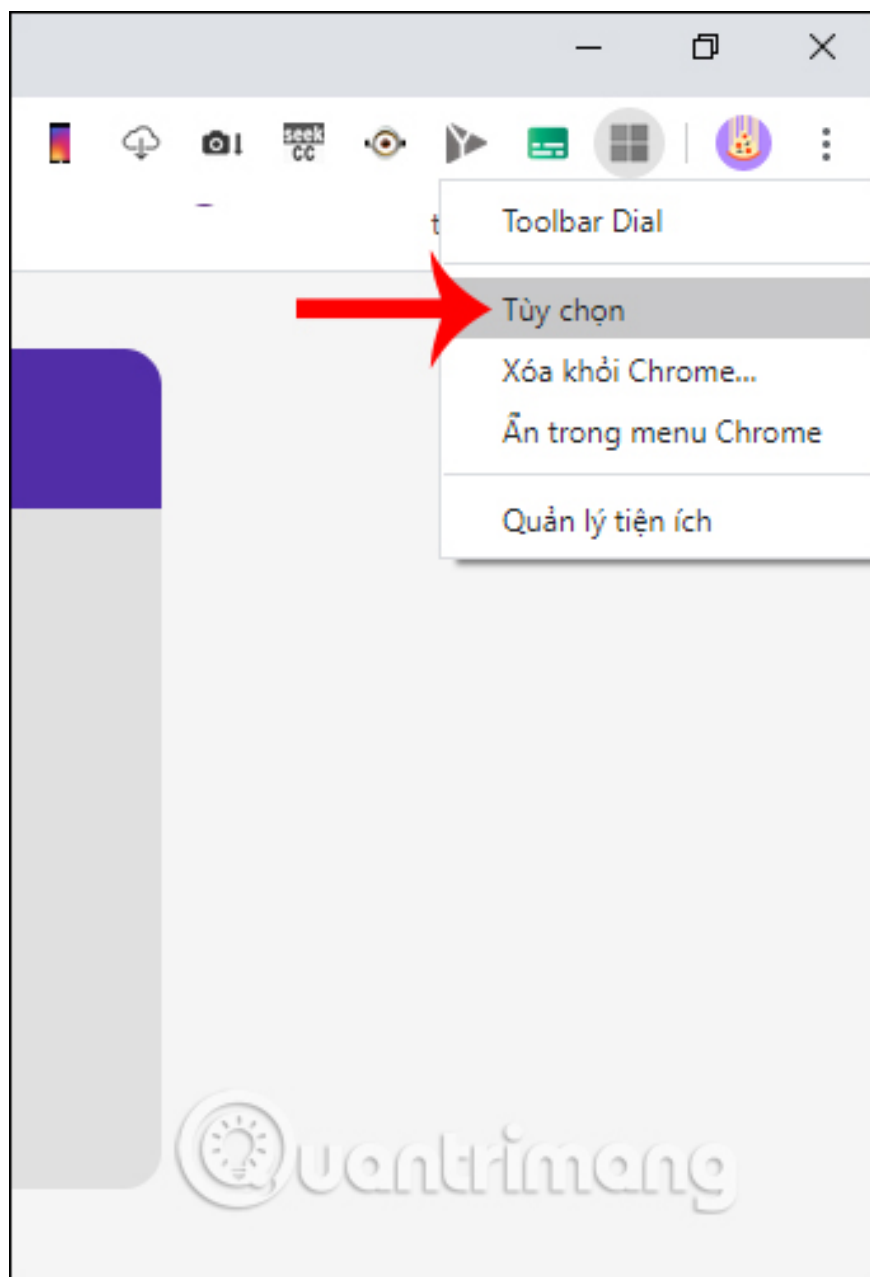
Once installed, you do not need to adjust any settings that New Tab interface has been changed to Opera's Speed ??Dial interface. Websites that you bookmark in the browser are converted into rectangular boxes of different colors, displayed with the website name and the bookmarked article.



Step 3:

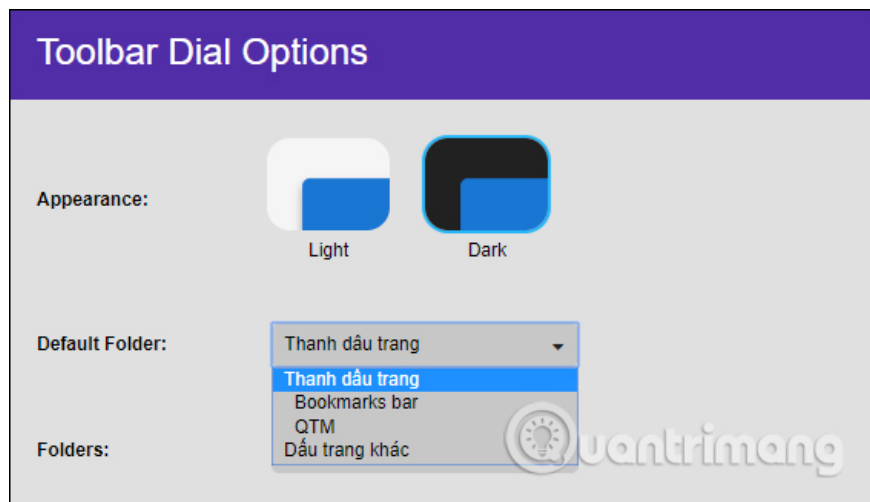
The utility will default to these shortcuts from browser bookmarks. If you want to change the position of the shortcuts displayed, then you drag the website favicon on the bookmark bar to another location, the shortcut will automatically change position in the Speed Dial interface. If you want to delete the shortcut, you need to delete the website on the bookmark.

To change the bookmark bar or user interface, right-click the **Toolbar Dial icon** , and then select **Options** .



Step 4:

In this interface we can change **the dark background theme for New Tab** in the Appearance section. Below is the option **to change the display bookmarks**, if users save bookmarks in different folders on the browser.



You finished reading the article "**How to bring Opera's Speed ??Dial to Chrome**" edited by the [TipsMake](#) team. We hope this article has provided you with many useful tech tips and tricks. You can search for similar articles on tips and guides. Thank you for reading and for following us regularly.
