

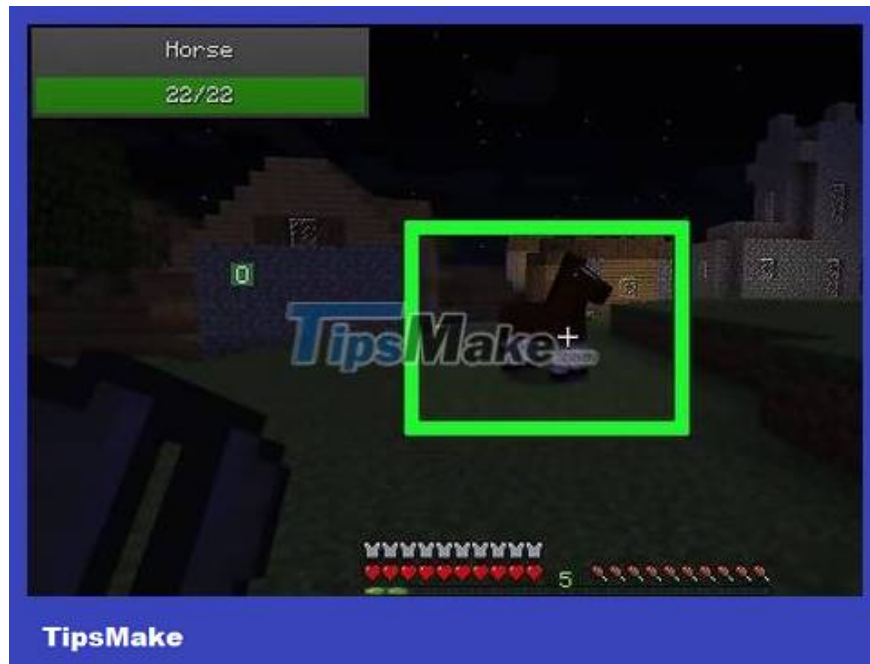
How to Breed Horses in Minecraft Game

This is an article showing how to breed horses in Minecraft. After breeding horses, you will have foals by giving each horse a golden apple. Horse breeding is possible on all versions of Minecraft, including desktop, mobile, and console versions.

Taming horses



Prepare a minimum of 40 apples. You need about 20 apples for each horse you need to tame. Apples make taming horses easier (and faster) than trying to tame horses without food.



Find horses. Horses are often found in flat grasslands such as plains and savannas.

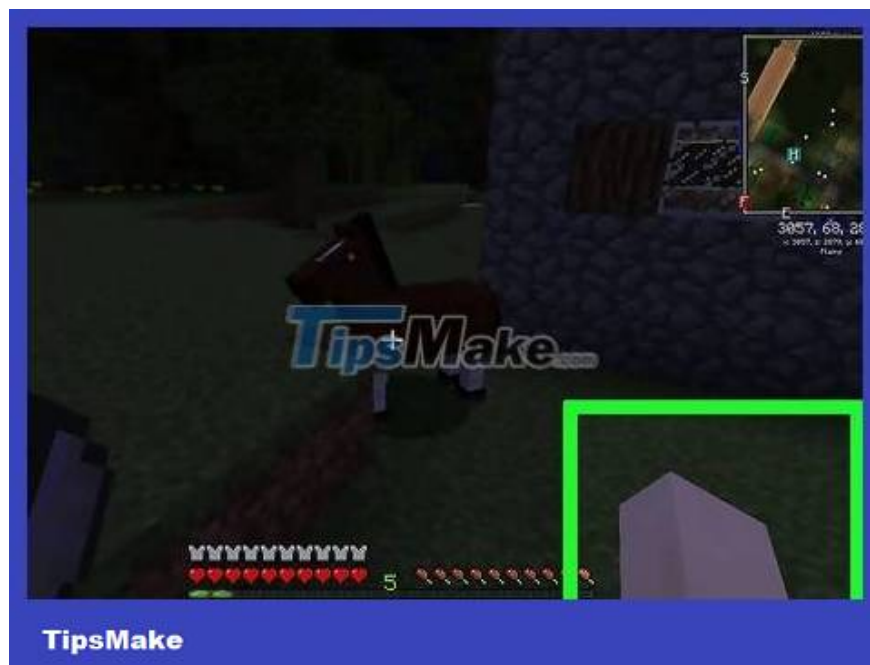


Equipped with apples. You need to make sure the apple is selected in the equipment bar at the bottom of the screen before approaching the horse.



Pick the horse until it stops eating. Click right or press the left switch on the horse until you no longer hear the crunching sound and the horse starts jumping and neighing.

In the PE version of Minecraft, you will face the horse and tap **Feed** exactly 20 times.

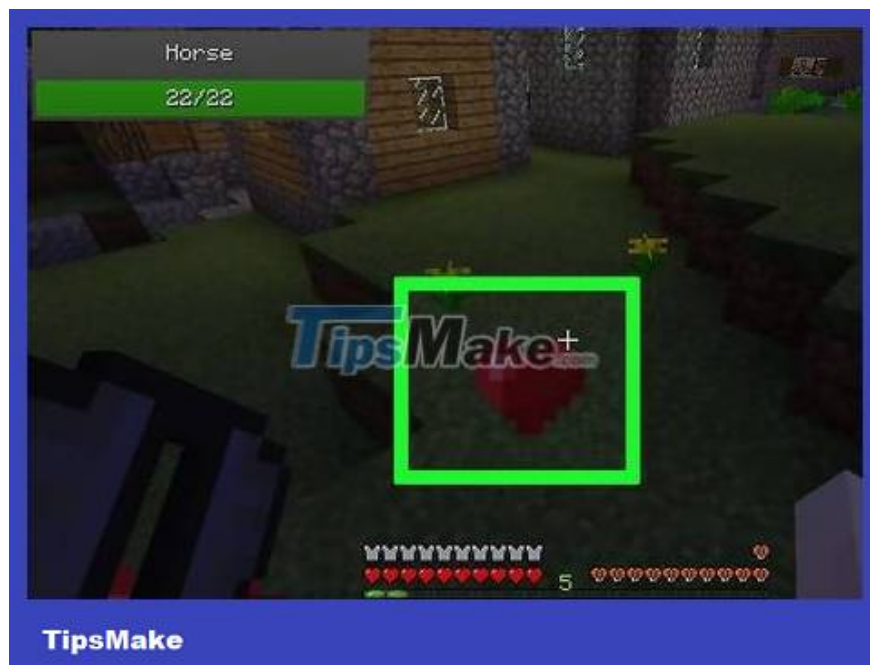


Switch to the empty hand. This allows you to get on the horse's back.



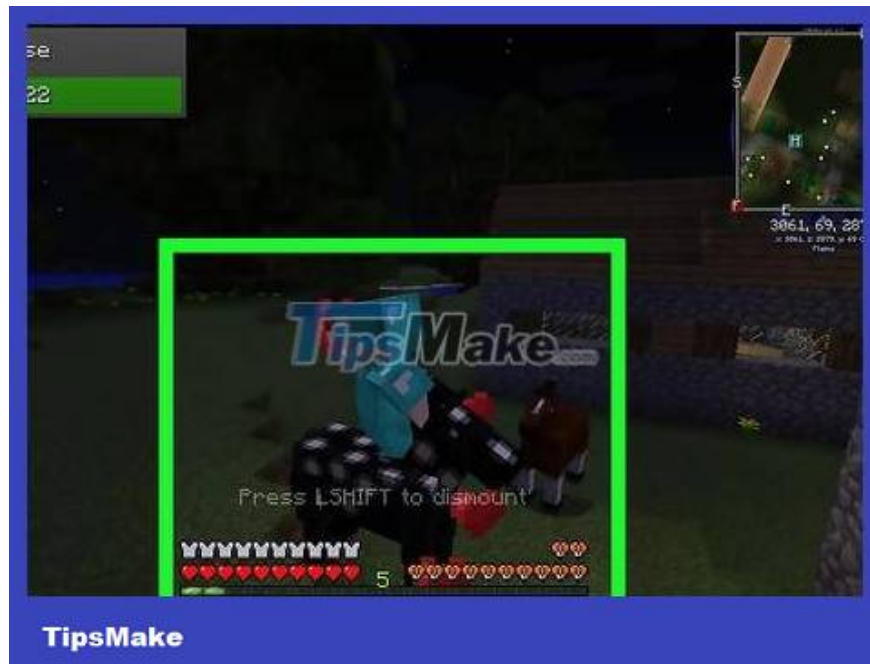
Choose a horse. Right-click or press the left switch on the horse to do this. You should get on the horse's back at this point.

In the PE version of Minecraft, you will face the horse and tap **Mount** at the bottom of the screen.



Wait for the red heart to appear. When red hearts appear around the horse, you have successfully tamed the horse. At this point, you can dismount by pressing the left **Shift** button or the **"Crouch"** button.

If the horse knocks you down, get on the horse again and wait for the red heart to appear. You need to do this several times.



Tame another horse. You need to tame two horses for breeding.

If the first tamed horse does not follow you, you can lead it into a two-story fenced area so it does not wander away.



Build a two-story fence around the horse. You can use any resource (such as dirt or sand) to do this, but the fence must be two stories high so the horse can't run out.

If you have enough fencing materials in your inventory, you can use them to fence your horse instead of using blocks.

You need to create a little extra space when building the fence because you will quickly have a third horse.

Horse breeding



Prepare resources to create golden apples. You need two golden apples - one for each horse, so you need the following resources:

2 apples — Used to make golden apples.

16 gold bars — You can create gold bars by heating gold ore in a furnace.

1 crafting table — Used to make golden apples. If you don't have a crafting table yet, create it before continuing.



Create two golden apples. The process will be slightly different depending on the platform:

Calculator — Open the crafting table, click on the gold bars, right-click twice on each slot in the crafting table except the middle slot, place both apples in the middle slot, and move the two golden apples to the inventory.

Mobile — Open the crafting table, tap the magnifying glass icon on the left side of the screen, and double tap the golden apple icon.

Game Machine — Open the crafting table, select the magnifying glass card, and select two golden apples.



Enter the horse fence. You need to make sure no horses run away from the fence when you enter it.



Make sure both horses are at full strength. Feeding a horse you accidentally attack a golden apple is just a way to feed it instead of preparing it for breeding.

If the horse does not have enough strength, you will feed each horse red apples until they stop eating.



Equipped with golden apples. You need to make sure the golden apples in the equipment bar at the bottom of the screen are selected.



Select each horse. Right-click or press the left switch on each horse with the equipped golden apple. This causes a red heart to appear above each horse's head, indicating they are ready for breeding.

In the PE version of Minecraft, you'll turn to each horse and tap **Feed** at the bottom of the screen.



Wait for the foal to appear. After a few seconds, you will see a small horse appear in the fenced area. This is the offspring of two domesticated horses.

You finished reading the article "**How to Breed Horses in Minecraft Game**" edited by the [TipsMake](#) team. We hope this article has provided you with many useful tech tips and tricks. You can search for similar articles on tips and guides. Thank you for reading and for following us regularly.