

How to block WinRAR from opening JAR files on PC

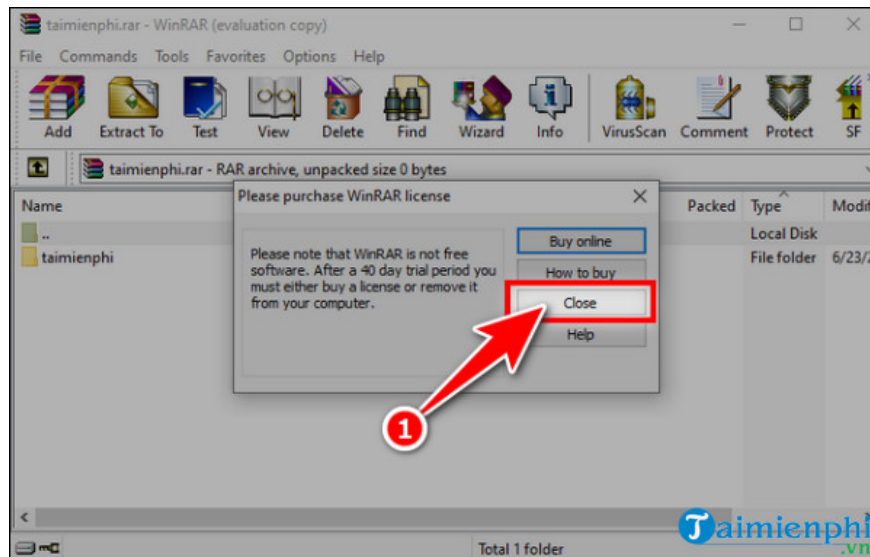
WinRAR is a leading popular file compression and decompression software today. With Winrar you can decompress almost all popular file formats, however if you don't want to block WinRAR from opening JAR (Java Archive) files, here's how.

JAR (Java ARchive) is essentially a compressed file containing many different files. To run JAR you need to install many tools such as Java Runtime Environment. Sometimes you don't want Winrar to open JAR files, or block WinRAR from opening JAR files, please refer to TipsMake's instructions.

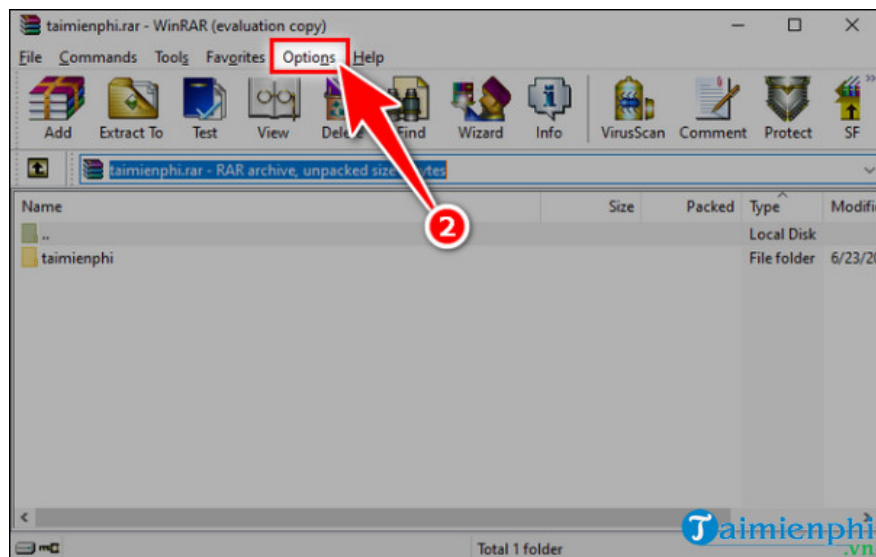
How to block WinRAR from opening JAR files

Step 1: Open **WinRAR** software on your computer.

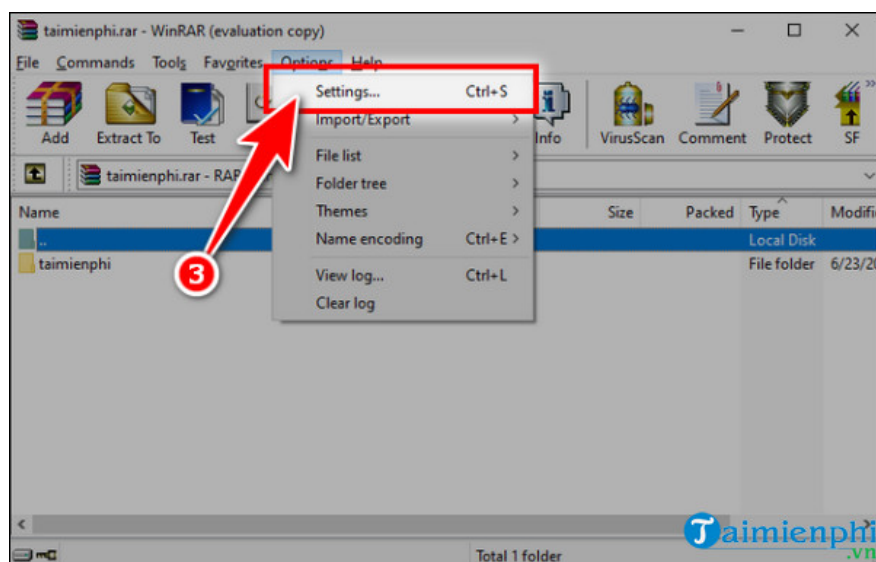
- If your computer displays a notification panel, click **Close** .



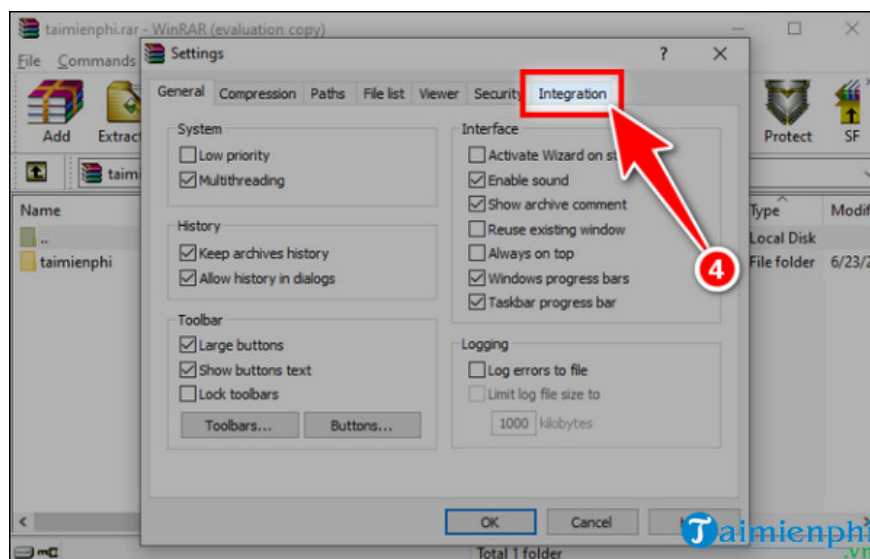
Step 2: On the top **Menu** bar of the software interface, select **Options** .



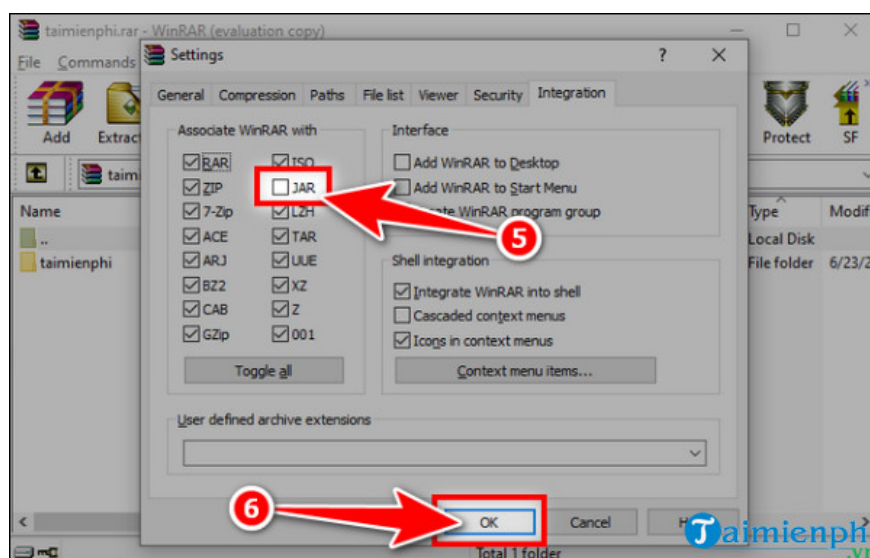
Step 3: At the **Options** menu , select **Settings** .



Step 4: The **Settings** interface appears, select **Integration** .



Step 5: In the Associate WinRAR With section , uncheck the JAR box => OK .



So you can block WinRAR software from opening JAR files, now you can completely open JAR files with other software that supports opening JAR files. In addition, to increase the security of compressed files, you can refer to tips on how to **password protect compressed files with WinRAR** so that the use of WinRAR software is optimal and most effective.

You finished reading the article "**How to block WinRAR from opening JAR files on PC**" edited by the [TipsMake](#) team. We hope this article has provided you with many useful tech tips and tricks. You can search for similar articles on tips and guides. Thank you for reading and for following us regularly.