

# How to block websites that open on Coc Coc 100% successfully

Browsing the web on Coc Coc browser, sometimes you encounter cases where Coc Coc opens ads website links on its own. Perhaps your computer contains adware running in the background, or your browser does not have Pop-ups turned off. To block websites from opening on Coc Coc

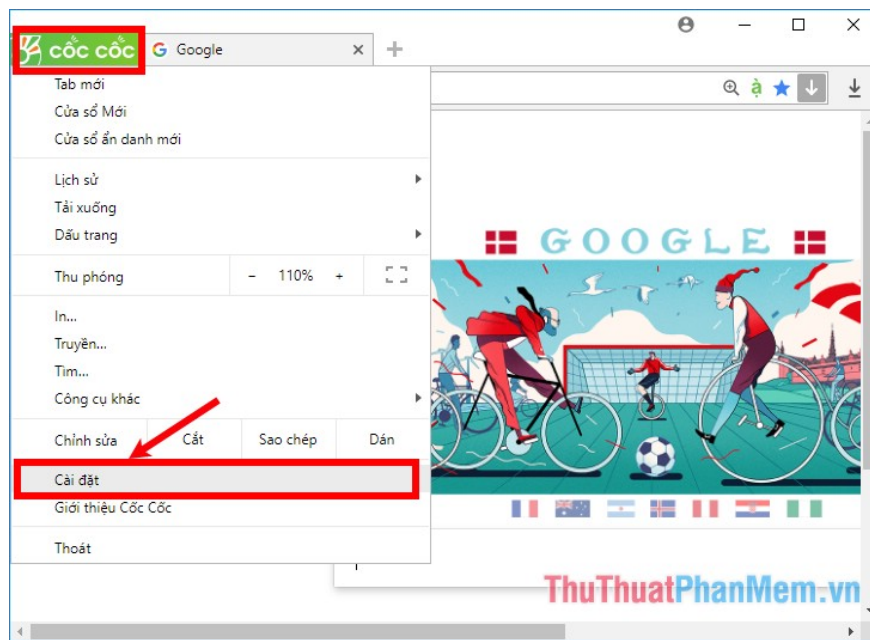
Browsing the web on Coc Coc browser, sometimes you encounter cases where Coc Coc opens ads website links on its own. Perhaps your computer contains adware running in the background, or your browser does not have Pop-ups turned off. To block websites from opening on Coc Coc, please follow the ways that the article shares below.



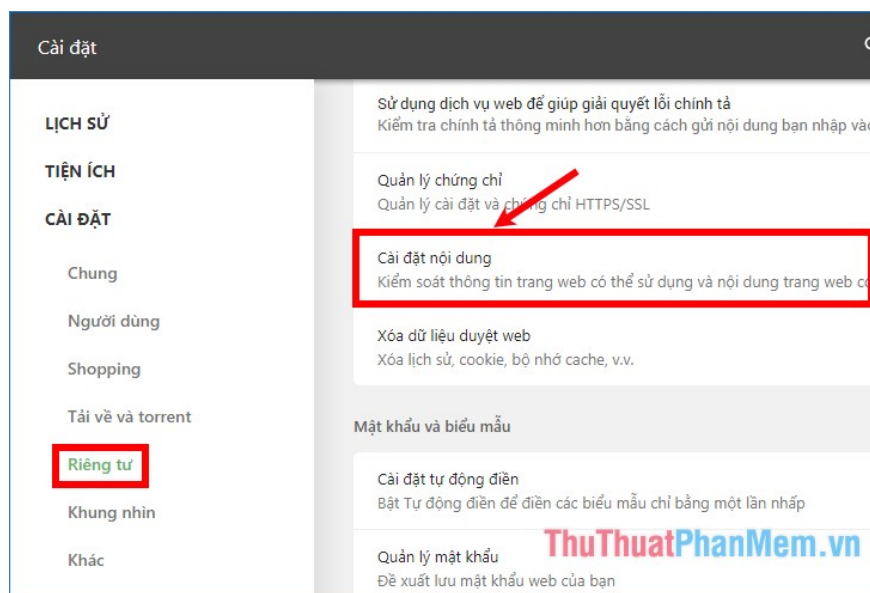
Below is an article on how to block websites that open on 100% successfully on Coc Coc, please refer.

## Method 1: Change Coc Coc settings

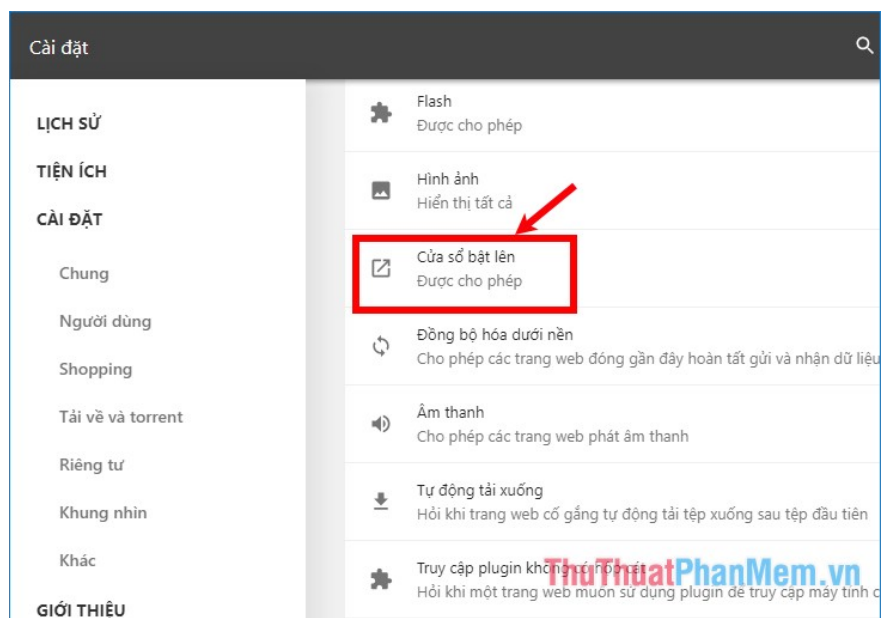
**Step 1:** Select **Coc Coc** -> **Settings** to open the setup window of Coc Coc.



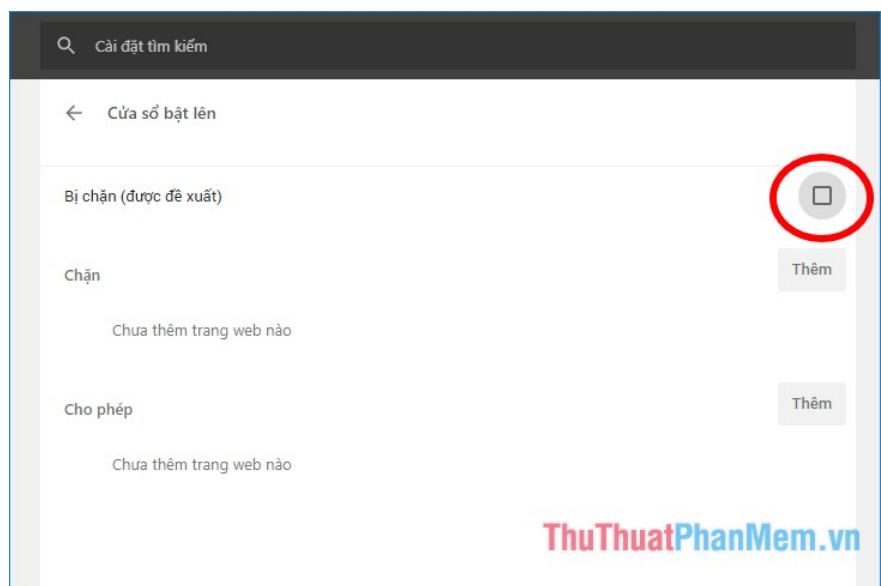
**Step 2:** In the **Settings** you select **Privacy -> Content settings**.



**Step 3:** Select **Pop-up window**.



**Step 4 :** Uncheck in the **Allowed** section .



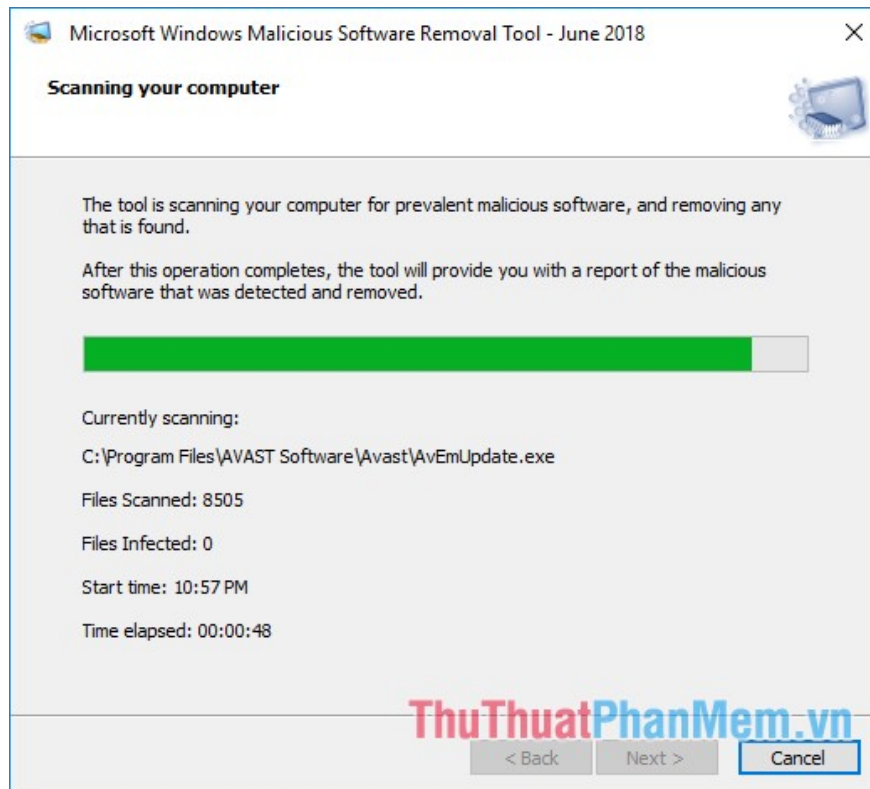
As such, pop-ups will be blocked, so some websites will not open ads on Coc Coc itself.

## **Method 2: Remove the adware running in the background**


**Step 1 :** Download and install one of the two malware scanners in the following two links:

1. **Malicious Software Removal Tool:** <https://www.microsoft.com/en-us/download/malicious-software-removal-tool-details.aspx>
2. **Bitdefender Adware Removal:** <https://www.bitdefender.com/premium-services/adware-removal.html>

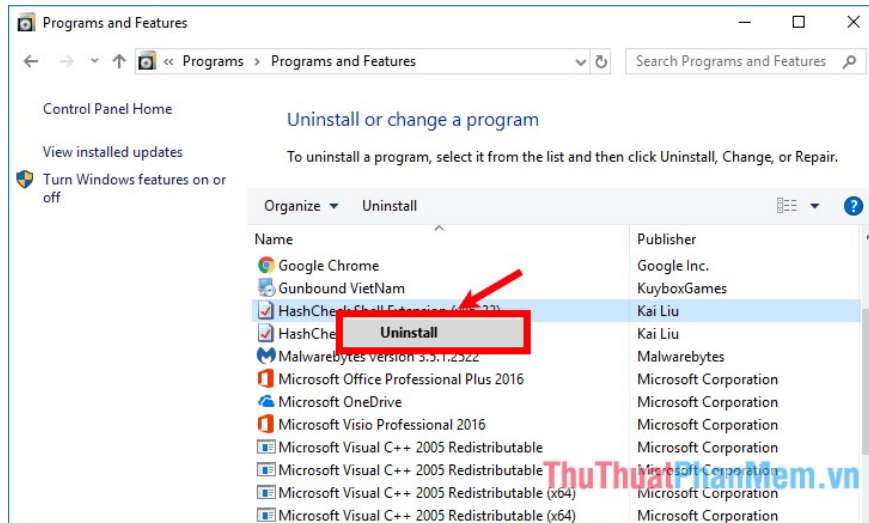
**Step 2 :** After the installation is complete, scan your entire computer.



**Step 3** : If the program displays **No malicious software was detected** , your computer does not have any adware.

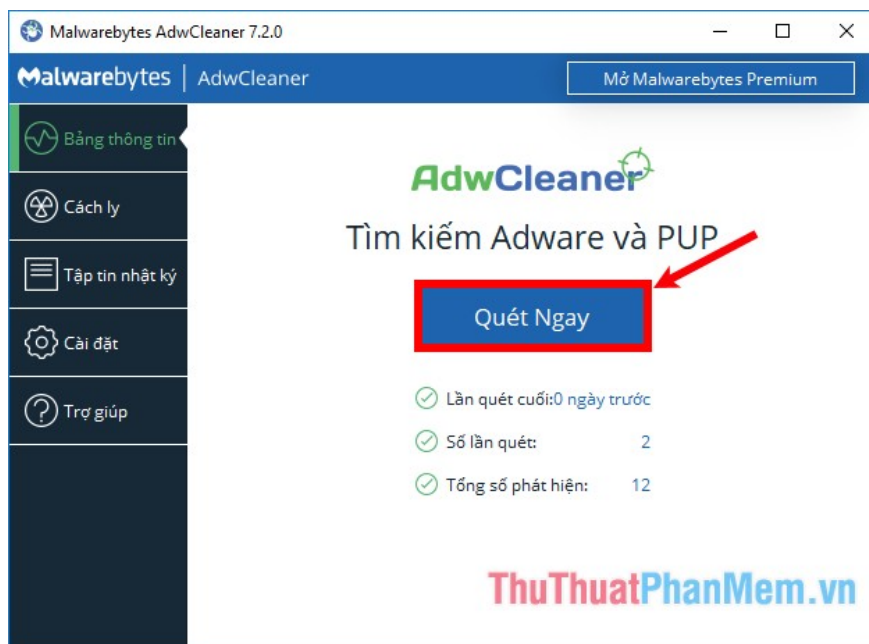


If the computer contains adware, malware, the software will display a list of links to the files you just need to open **Control Panel -> Uninstall a program** (or software to uninstall specialized programs) and then remove scanned software.

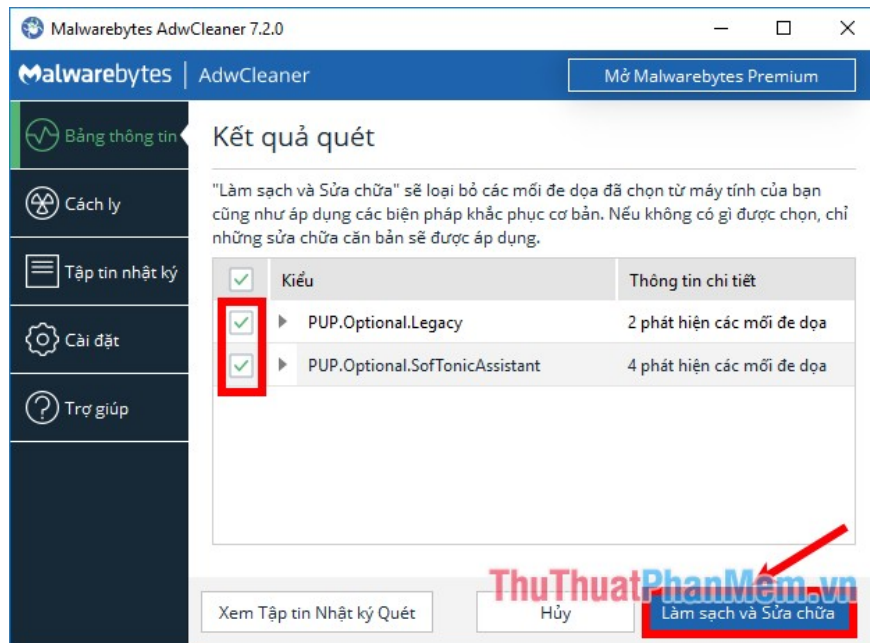


In addition, you can use **AdwCleaner** software to clean adware, malware on your computer by following these steps:

1. Download the latest version of **AdwCleaner** here <https://toolslib.net/downloads/viewdownload/1-advcleaner/>
2. Run the downloaded file and select **Agree** with the terms of the software, appear the main interface of **AdwCleaner**, select **Scan now** to scan your entire computer and find out adware, malware. on the computer.



1. After the scan is complete, the interface will display threats, adware, malware on your computer. You just need to select the threats and select **Clean and Repair** so the software removes threats from the computer.



Above the article introduces you to a number of ways to block websites from opening on Coc Coc, you can refer and perform to prevent websites from opening automatically to avoid disturbing, network lag during surfing. Good luck!

You finished reading the article "**How to block websites that open on Coc Coc 100% successfully**" edited by the [TipsMake](#) team. We hope this article has provided you with many useful tech tips and tricks. You can search for similar articles on tips and guides. Thank you for reading and for following us regularly.