

# How to block tracking cookies on Firefox

New Firefox provides Enhanced Tracking Protection, blocking user tracking cookies.

To increase security on the browser, the new version of Firefox has Enhanced Tracking Protection feature, blocking cookies that track users' use.

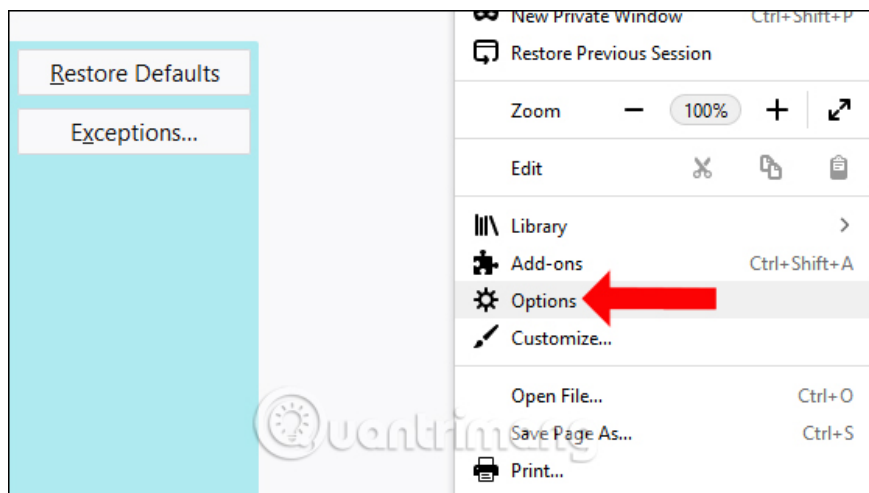
Security of the browser is always a matter of concern for many people, when all your actions or actions can be recorded. With this new Enhanced Tracking Protection feature, Firefox will block cookies and third-party cookies from accessing storage when performing privacy violations. The following article will show you how to enable Enhanced Tracking Protection on Firefox.

1. How to delete cache and cookies on Chrome, Firefox and Coc Coc
2. 5 ways to check who is following you online
3. How to block ads when surfing the web

## Instructions for enabling Enhanced Tracking Protection Firefox

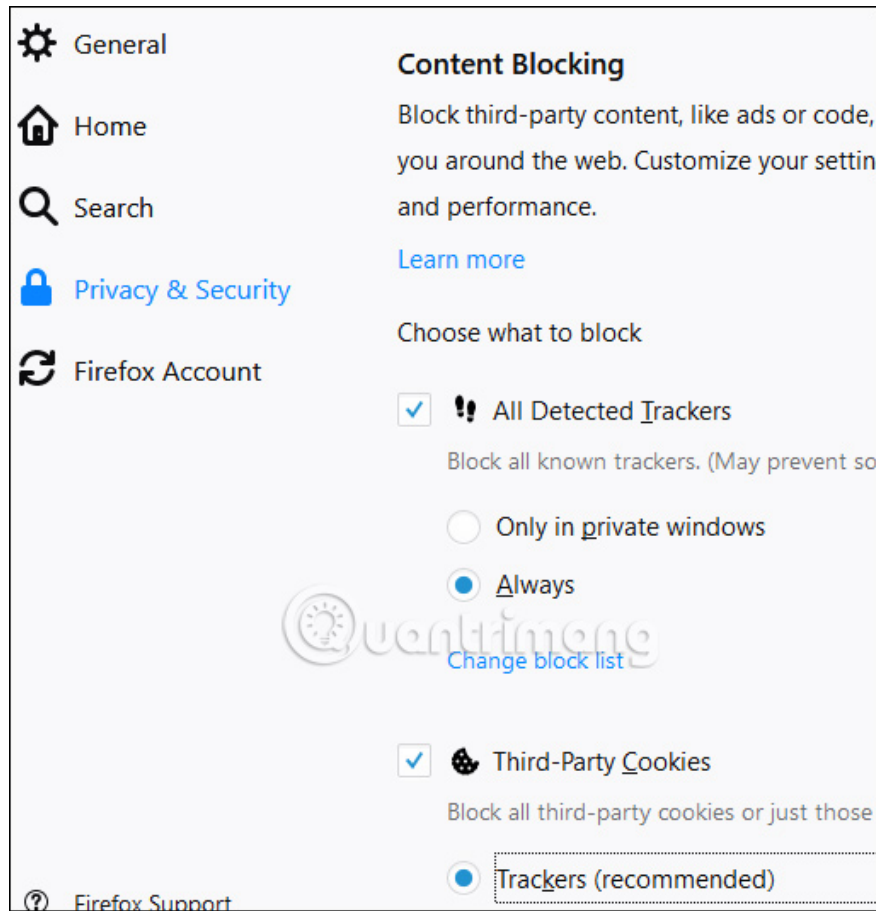
### Step 1:

After updating Firefox to the latest version, click **the Options button** .



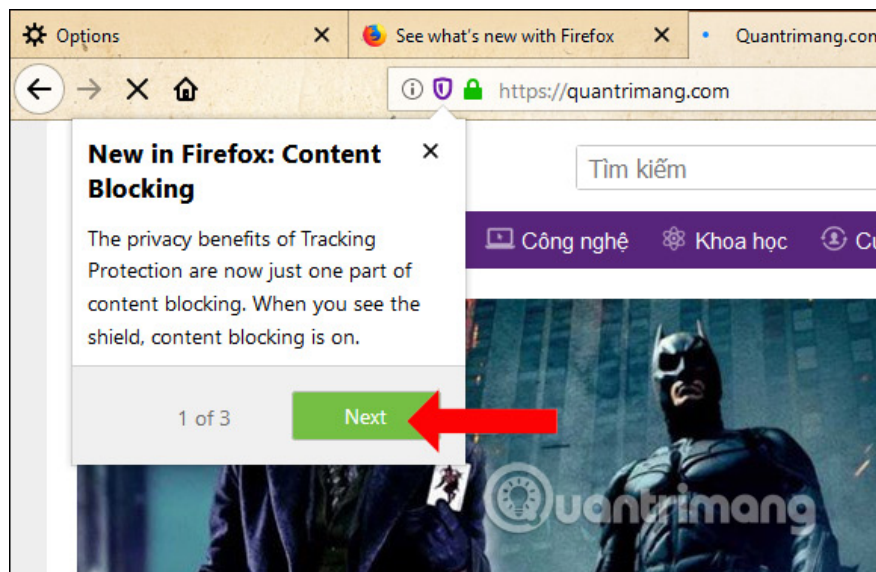
### Step 2:

In the browser settings you go to **Privacy and Security management** . Look to the right to find the **Content Blocking** section and select **the Third-Party Cookies** section as below. So you have activated the feature



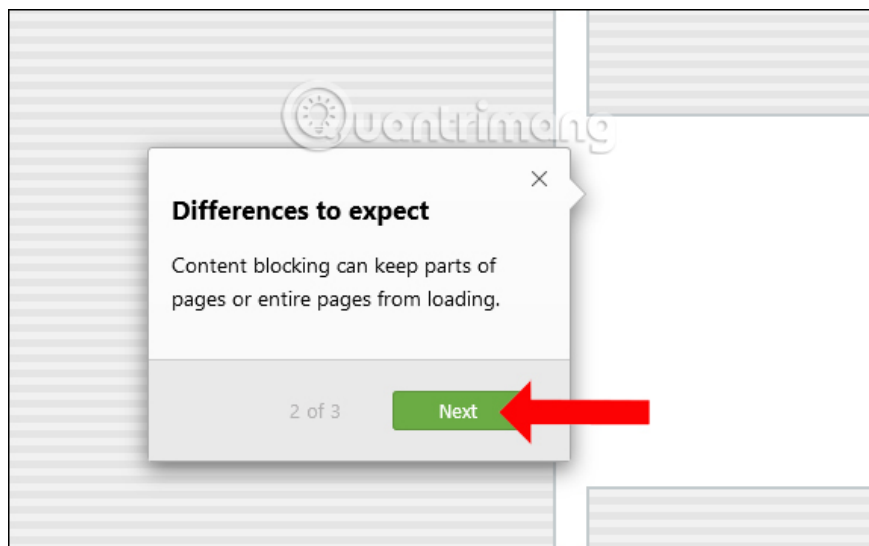
### Step 3:

When users access any website, Enhanced Tracking Protection feature will work. You will see **the shield icon** in the site address bar, and display the notification for the first time you use it. Click **Next** to continue.



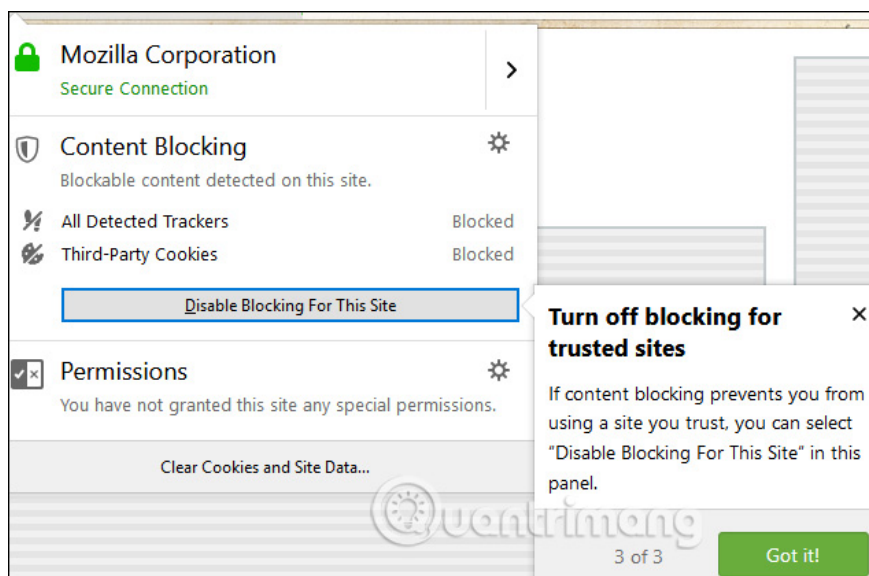
### Step 4:

At this point we will be redirected to the new web interface with notification when using this feature may affect the display content of the website. **Click Next** to continue.



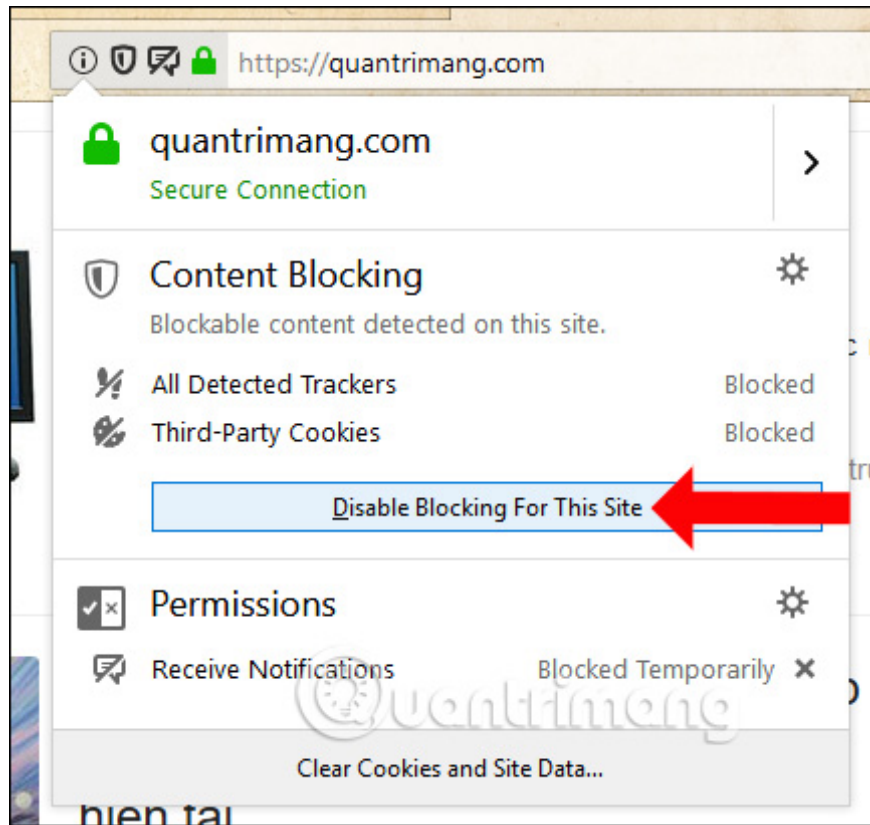
### Step 5:

Eventually you will see features that work with cookie blocking and third-party cookies.

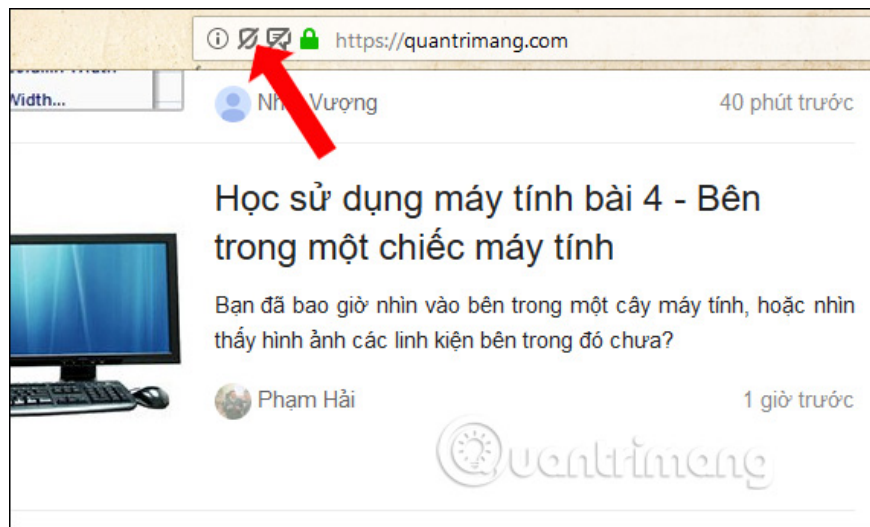


### Step 6:

In case the user wants to turn off this feature for each specific site, click the shield icon on that site and then click **Disable Blocking For this Site** .



Then the shield icon will be crossed out and stopped working on the website.



Enhanced Tracking Protection cookie blocking feature in Firefox works flexibly. Users can enable or disable blocking with certain web sites. Because the use of this feature can affect the display of content on the website, users can turn it off when needed.

See more:

1. How to speed up the operation of Chrome and Firefox?

2. How to fix SSL connection errors on Chrome and Firefox
3. How to take photos of websites on Chrome and Firefox

I wish you all success!

You finished reading the article "**How to block tracking cookies on Firefox**" edited by the [TipsMake](#) team. We hope this article has provided you with many useful tech tips and tricks. You can search for similar articles on tips and guides. Thank you for reading and for following us regularly.