

How to block pop-up ads on Android devices

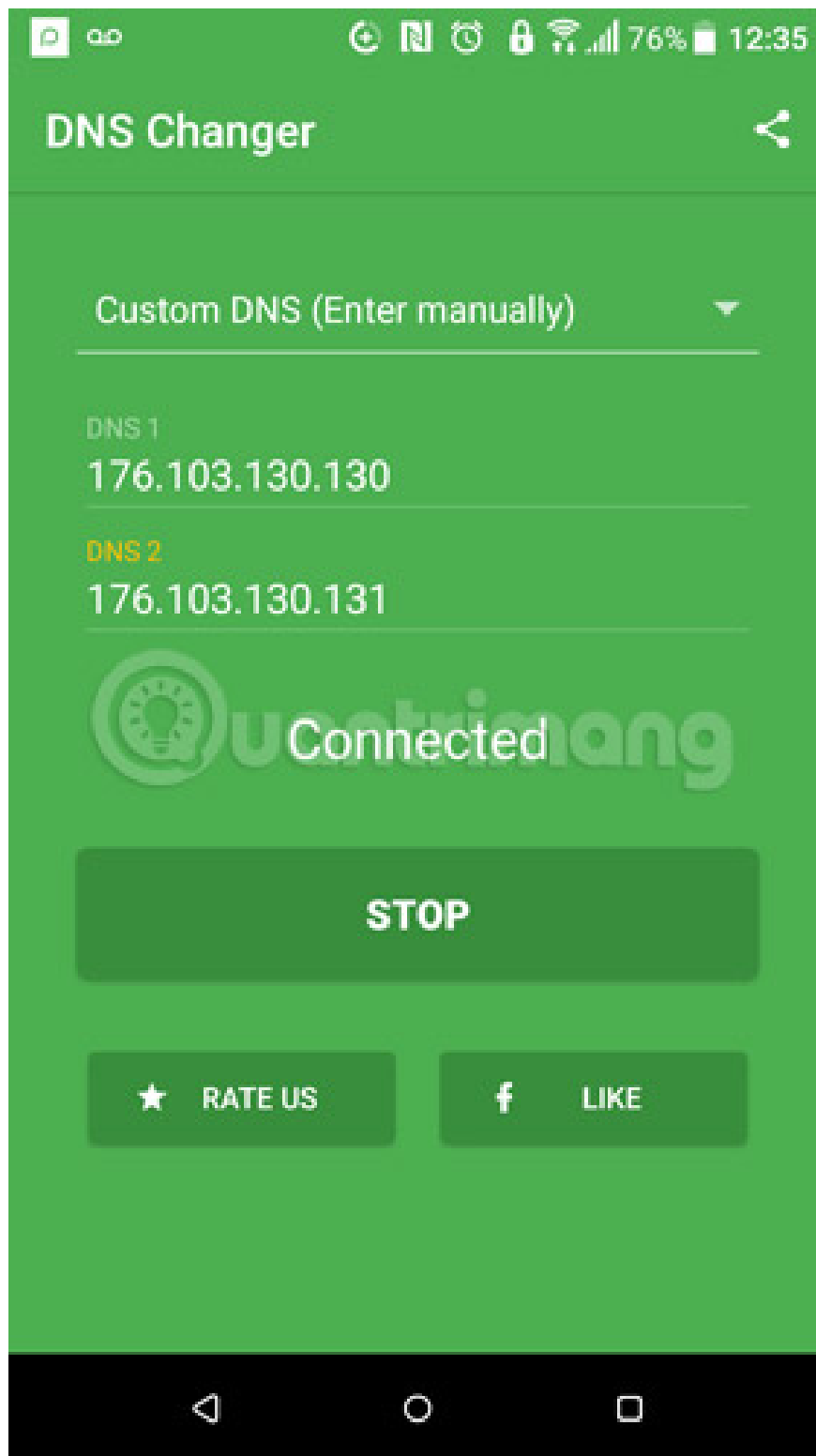
The annoying ad pop-ups can jump out at any time, maybe when you're using a web browser or when you're using ads with apps. This is annoying, but you always have a way to stop them.

Pop-up ads are always a nuisance for smartphone users. And for individuals who use Android, they suffer more because Android is often easier to 'pop' up than iOS. These obnoxious pop-ups can jump out anytime, maybe when you're using a web browser or when you're using apps. This is annoying, but you always have a way to stop them.

Currently, Android phone manufacturers have built a number of ways to help you solve this problem. And in this article, TipsMake.com will share with you some useful ways.

Change DNS

You can change the DNS that the device uses to connect to the Internet, rerout through other servers, such as Ad Guard DNS. This server can block ads and annoying pop-ups.



To do this, download the DNS Changer application here, install and open it. Here you select **Custom DNS** -> type the following DNS addresses in the "**DNS 1**" and "**DNS 2**" lines:

1. DNS 1: 176.103.130.130
2. DNS 2: 176.103.130.131

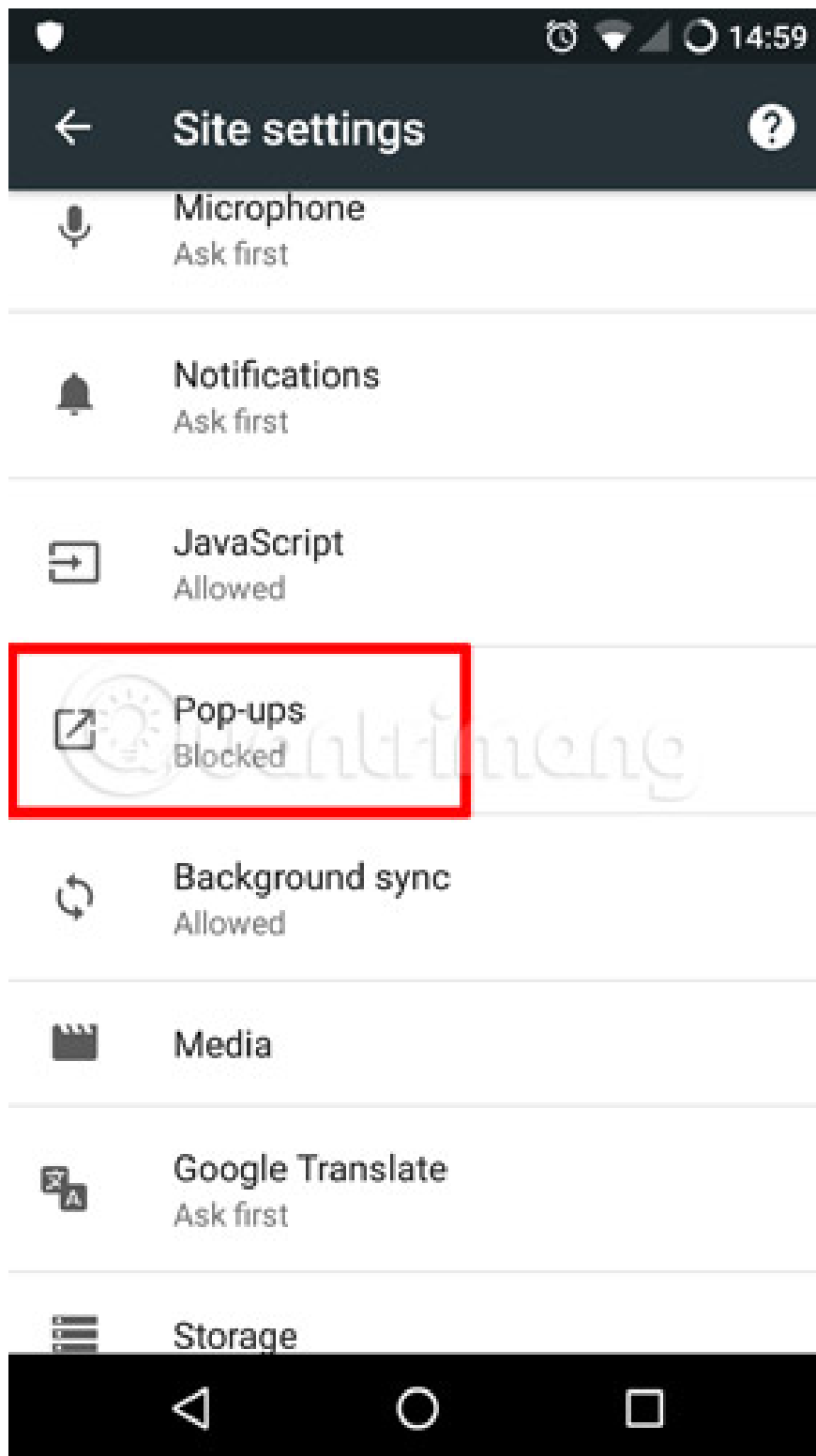
These are the DNS addresses of Ad Guard's free DNS server.

Finally, just press **Start** and you will be connected to the server.

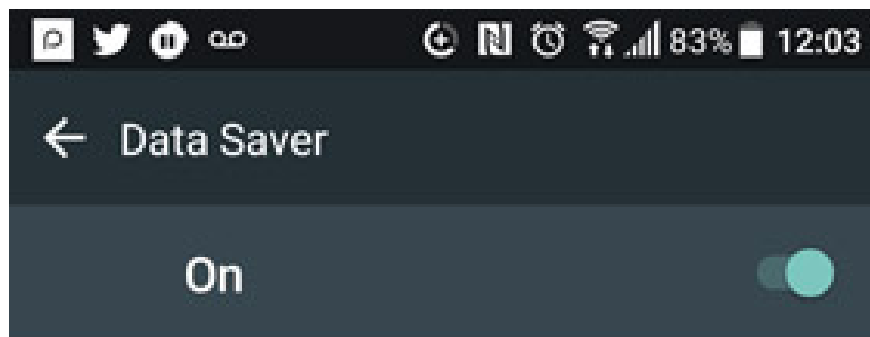
Block pop-ups in Chrome browser

Chrome is the most used web browser on Android devices.

Open Chrome, select the menu icon in the upper right, then select **Settings -> Site settings -> Pop-ups** and turn off the pop-up display.



You can also turn on the data saver (compress different components of the page together) by selecting **Settings - > More -> Data usage -> Data Saver** and turning it on.



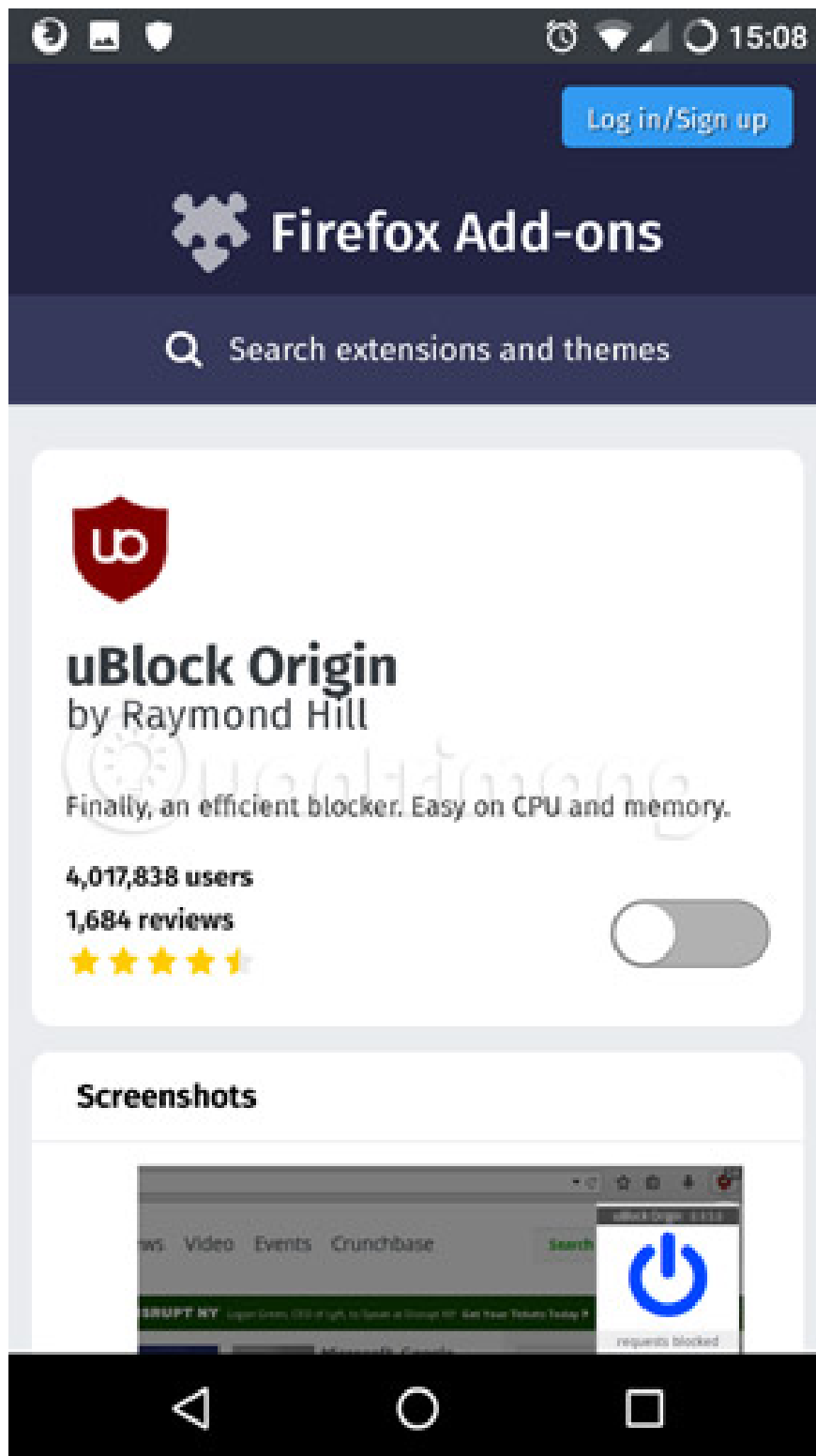
Unrestricted data access

2 apps allowed to use unrestricted data when Data Saver is on

To help reduce data usage, Data Saver prevents some apps from sending or receiving data in the background. An app you're currently using can access data, but may do so less frequently. This may mean, for example, that images don't display until you tap them.



Block pop-ups in Firefox browser



Firefox does not have a pop-up blocker like Chrome. However, it does support utilities to perform this function. You can download them at: <https://addons.mozilla.org/en-GB/android/addon/ublock-origin/>. Although you have to download them, you can set up rules, create blacklists, whitelists for separate websites.

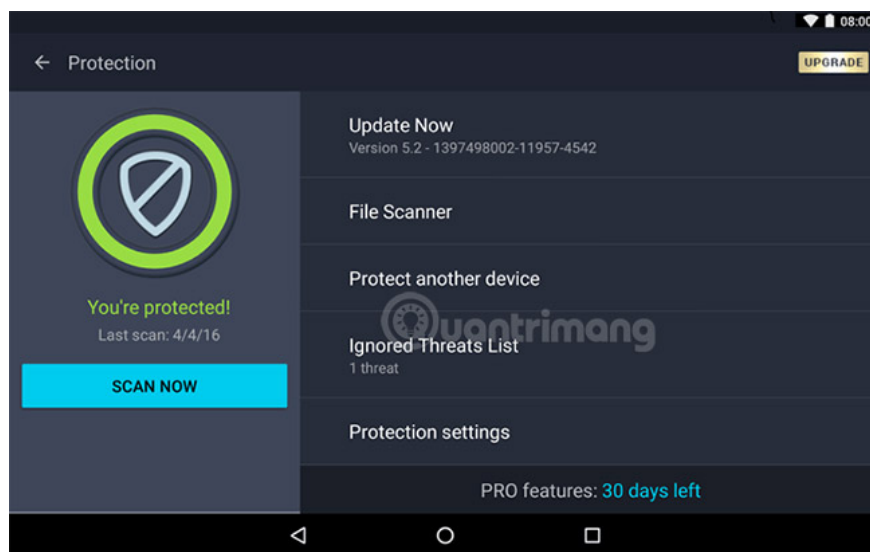
Use Opera Mini browser

Opera Mini is the best browser for mobile devices. Besides other factors, Opera has the best pop-up blocker and advertiser among browsers for Android.

Scan your phone to remove malware

Malware may include spyware, ransomware, and adware. In particular, adware is a malicious software containing pop-up ads automatically. It can be removed with antivirus software. If your device has these software installed, make sure they are installed automatically. Conversely, if you do not install it automatically, you will have to open the software and perform a virus scan for the device to kill the malicious software including adware.

Reference: Top 9 best antivirus applications for Android devices



You can also access some website to scan your phone for viruses. Some providers such as Verizon support virus scanning right on their website. So before tracing the pop-up ads, perform a malicious scan first.

Some applications make pop-up ads appear

One of the reasons pop-up windows appear on your device is the applications you install in your phone.

If you see pop-up windows appear, but recently you've installed a new application, chances are it's the culprit. Efforts to uninstall the application (or make a bad review in the Play store) are completely wasted.

What you need to do is review all potential risk pop-up applications one by one and determine when to stop advertising windows.

See more:

1. The application is sneaky without worrying about being discovered by others on Android
2. 4 ways to uninstall apps for Android devices
3. Prevent advertising notifications on Android

You finished reading the article "**How to block pop-up ads on Android devices**" edited by the [TipsMake](#) team. We hope this article has provided you with many useful tech tips and tricks. You can search for similar articles on tips and guides. Thank you for reading and for following us regularly.
