

# How to block or unblock programs on Windows Firewall?

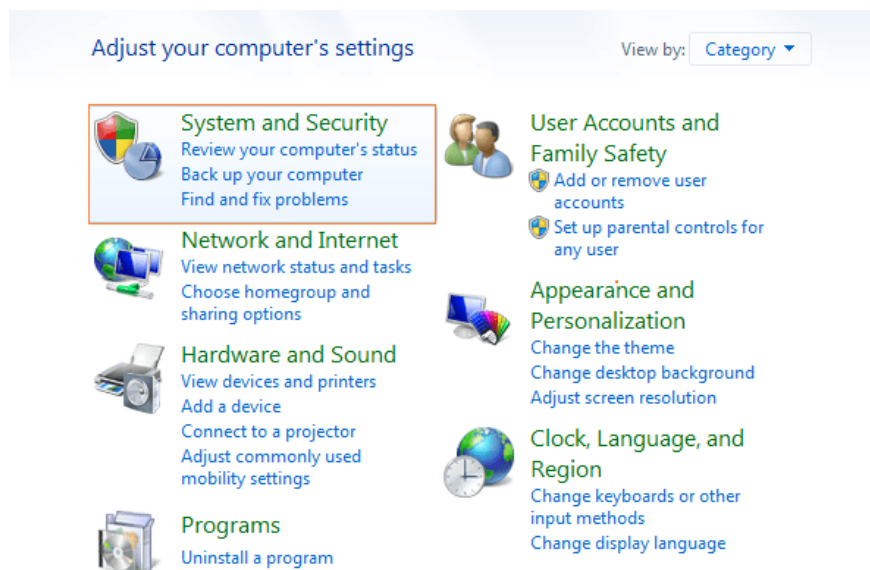
There are many ways to block a program on Windows operating systems, but perhaps the most effective way to block an application or program on Windows is to use Windows Firewall.

There are many ways to block a program on Windows operating systems, but perhaps the most effective way to block an application or program on Windows is to use Windows Firewall.

Most users who want to block a specific program often use Windows Firewall, the reason being that they only take a few seconds to manipulate, which saves a lot of time.

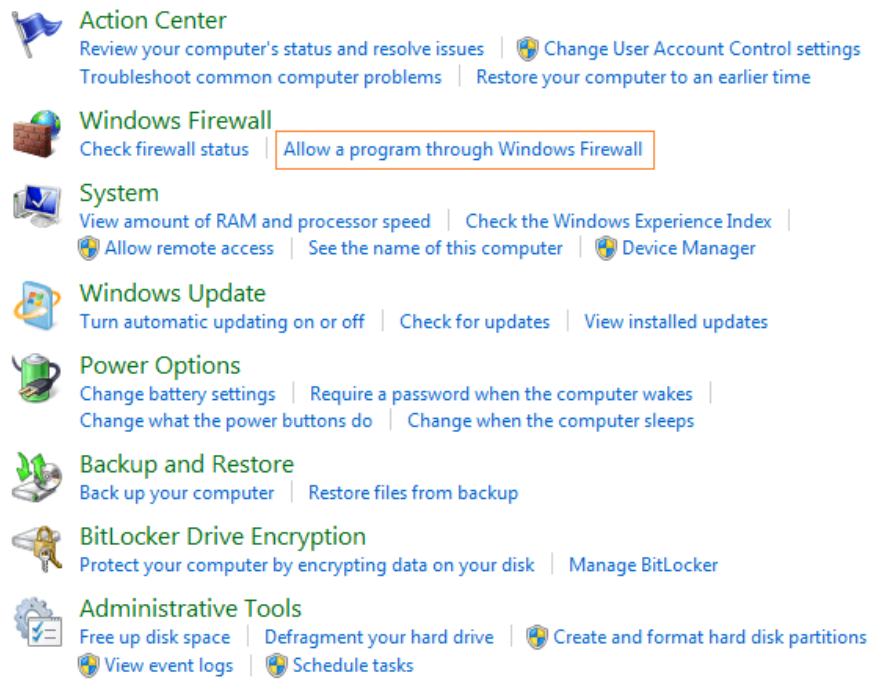
## Step 1:

First open **Control Panel** , then on the Control Panel window, select **System and Security**.



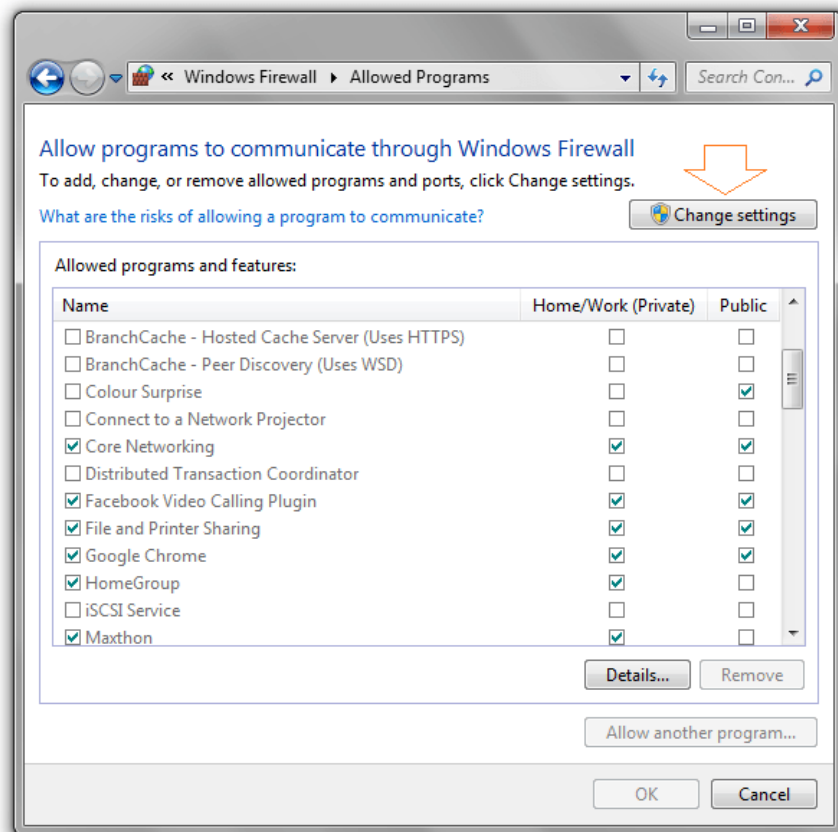
## Step 2:

Next on the System and Security window, click the **Allow a program option through Windows Firewall** under **Windows Firewall**.



### Step 3:

At this time, the screen appears window Allow programs to communicate through Windows Firewall. Here the missing items are entries that are blocked from access and the items that are considered to be accessible.

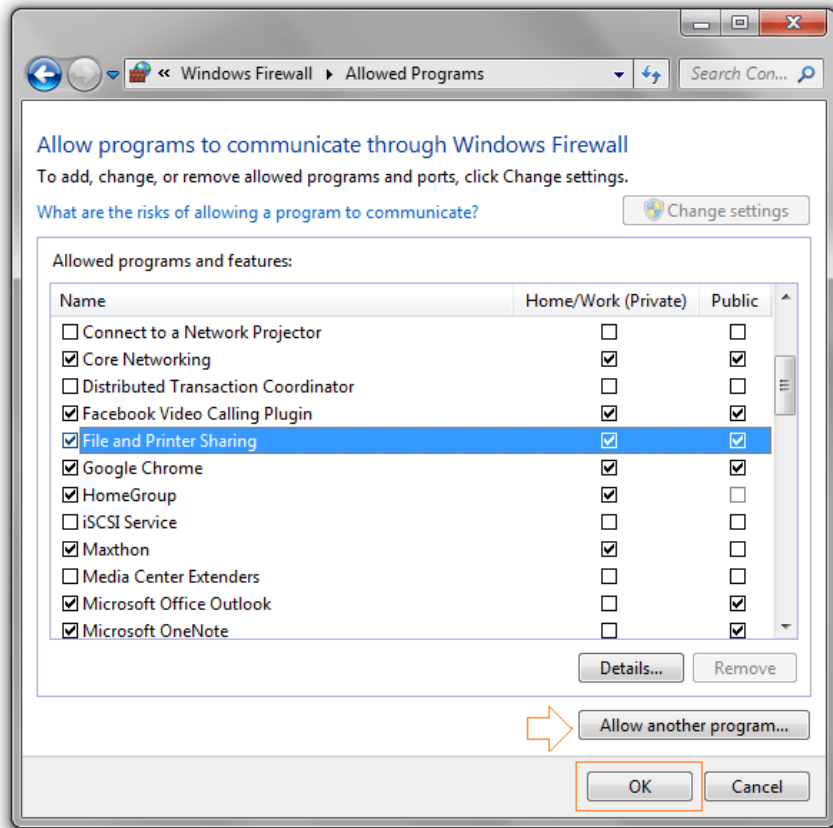


## Step 4:

To make any changes on this window, first click the **Change settings** button in the top right corner.

## Step 5:

To block or unblock any program, find the program on the list, then tick or leave the program selected and click **OK**.

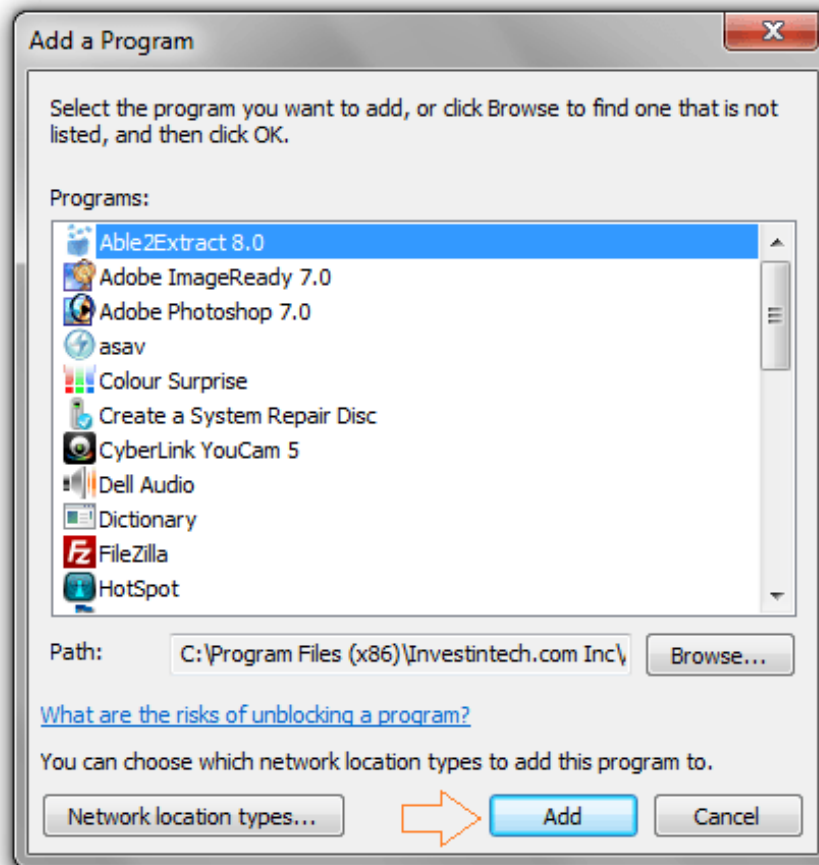


## Step 6:

In case if the program you want to block or unblock does not appear in the list of Allow programs to communicate through Windows Firewall, click the **Allow another program .** button .

## Step 7:

Now a new window appears on the screen, where you can select the program you want to add and then click the **Add** button.



## Step 8:

If you still can't find the program you want to block or unblock, click the **Browse** . button to select the program from your Windows computer.

## Step 9:

Once done, click **OK**.

### Refer to some of the following articles:

1. Instructions allow applications to communicate with each other via Windows Firewall
1. Routing and filtering network traffic - Part 2: Windows Firewall
1. How to disable / enable Windows Firewall in Windows 7, 8

### Good luck!

You finished reading the article "**How to block or unblock programs on Windows Firewall?**" edited by the [TipsMake](#) team. We hope this article has provided you with many useful tech tips and tricks. You can search for similar articles on tips and guides. Thank you for reading and for following us regularly.

---

