

How to block inappropriate videos on YouTube, including sensitive and violent content.

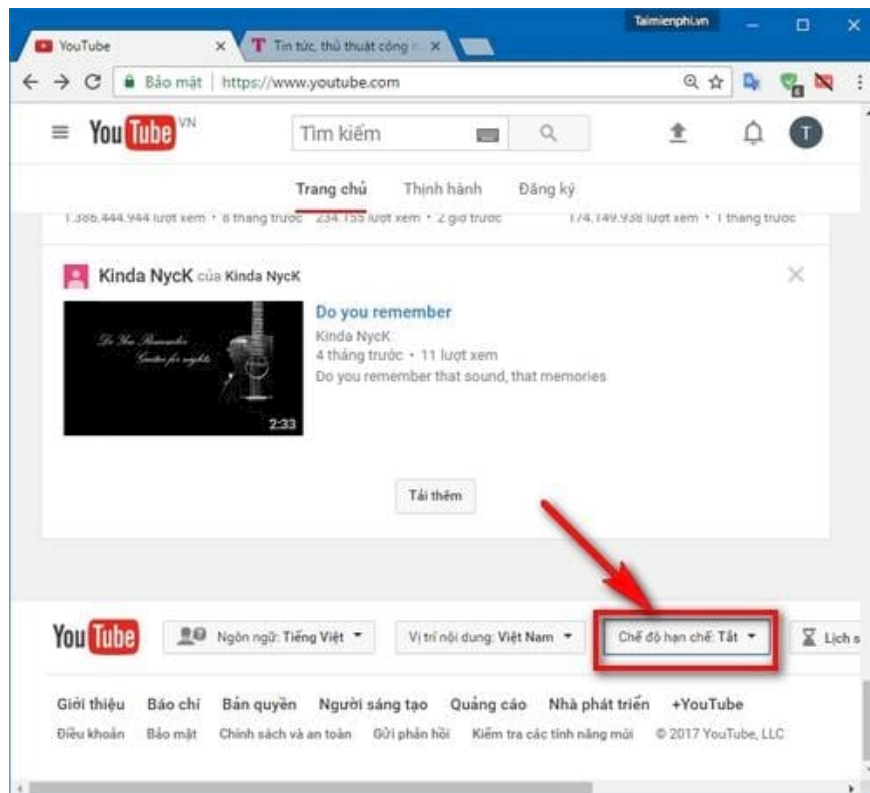
Blocking inappropriate videos on YouTube will help you limit the viewing of videos with sensitive or violent content when watching videos on the YouTube video sharing site. This is especially important if you have young children using internet-connected devices to watch videos on YouTube.

Typically, **YouTube** filters out **18+ videos that are violent, horrific, or gory** , and only allows users who confirm they are 18 years or older to watch them. In addition to this automatic filter, YouTube also has another function that can be enabled or disabled by the user to **block inappropriate videos** . Specifically, the method for blocking inappropriate videos on YouTube will be explained below.

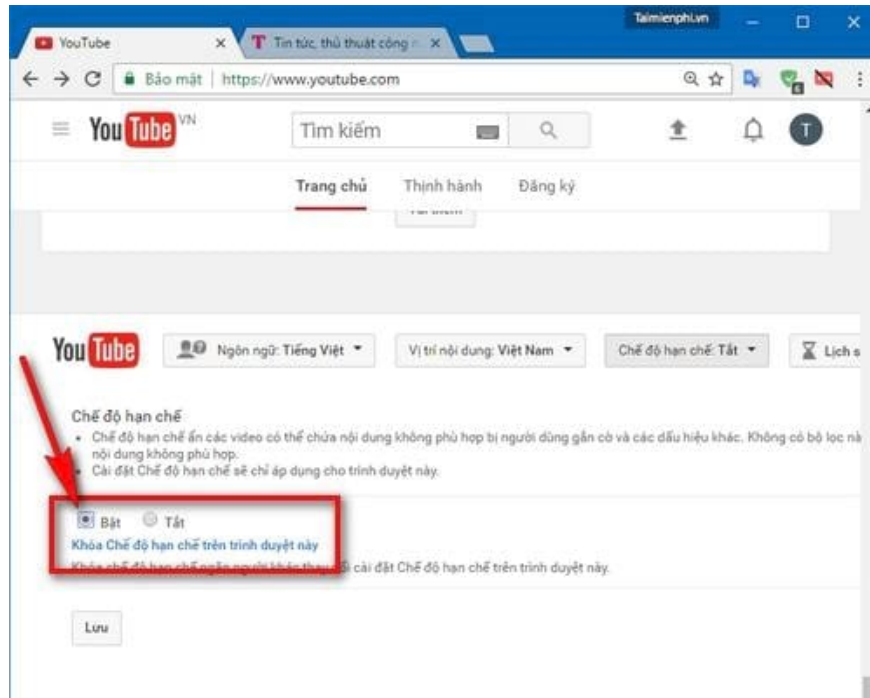
How to block inappropriate videos on YouTube

Step 1: On your browser, access the homepage of the online video sharing website YouTube [HERE](#).

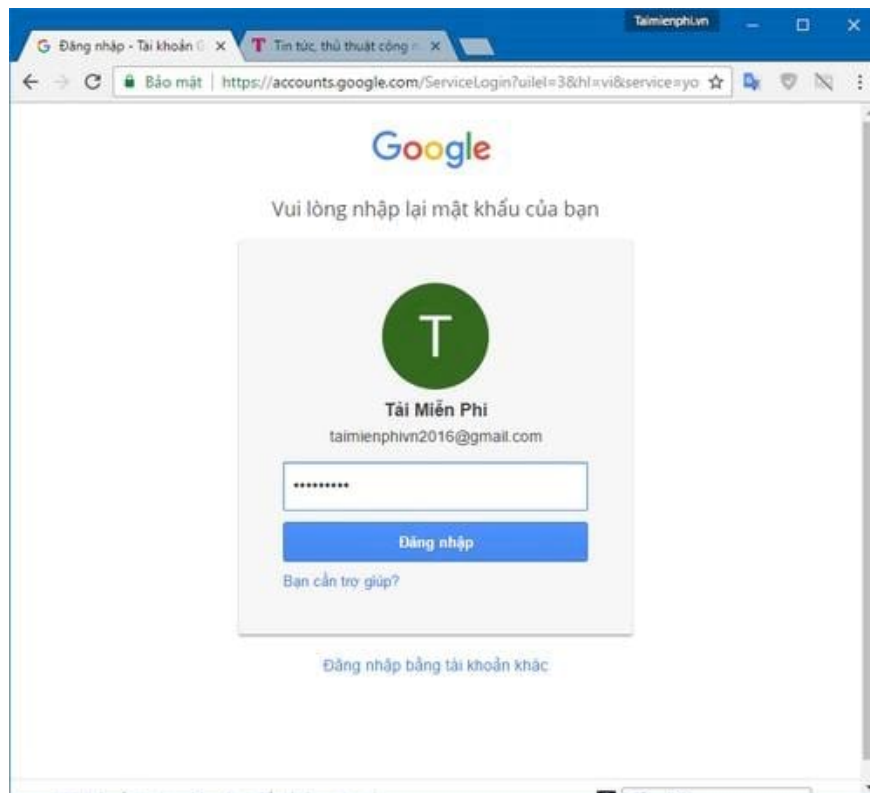
Step 2: In the YouTube window, scroll down to the bottom and find the **Restricted Mode option: Turn it off** .



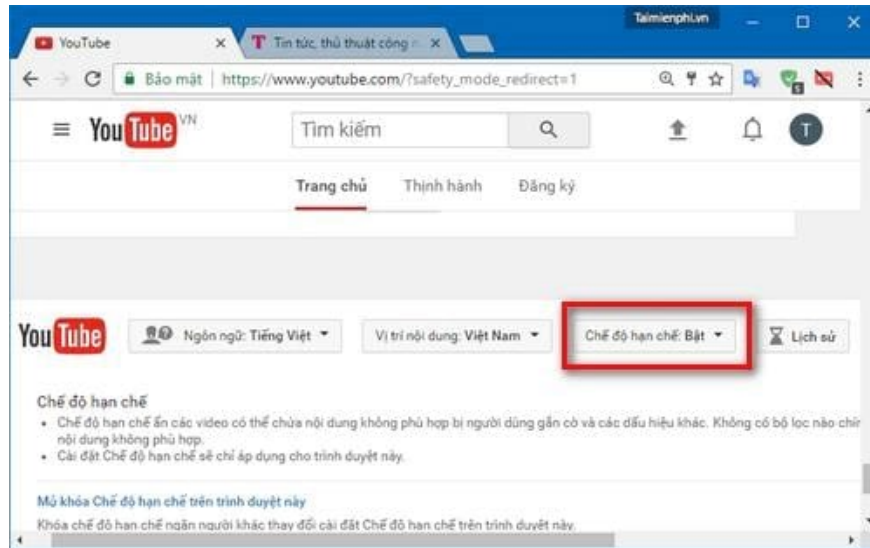
Step 3: Click on this item and you will have the option to activate this mode by checking the "Enable" box . Then, to prevent others who are not you from accessing this, you can change this setting by clicking on the text "Lock Restricted Mode" in this browser, located right below.



Step 4: YouTube will ask you to sign in with your Google account.



Step 5: After logging in, return to YouTube and you will see that the Restricted Mode option has been enabled.



With Restricted Mode enabled, you can block inappropriate videos on YouTube. This feature will minimize the number of videos and clips containing violence or horror content that you see while browsing YouTube.

When you let young children use computers and phones for studying or watching movies on YouTube, you also need to be aware of the numerous Spiderman Elsa videos flooding the service. Some videos have wholesome content, but others contain harmful content that negatively impacts children's thinking. Therefore, blocking Spiderman Elsa videos is necessary if you want your children to only watch healthy content.

Besides videos with inappropriate content, YouTube also has many other useful videos. You can download these videos from YouTube to your computer. Check out the various methods for downloading YouTube videos to your computer that Taimienphi introduces.

You finished reading the article "**How to block inappropriate videos on YouTube, including sensitive and violent content.**" edited by the [TipsMake](#) team. We hope this article has provided you with many useful tech tips and tricks. You can search for similar articles on tips and guides. Thank you for reading and for following us regularly.