

How to block hateful ads on Microsoft Edge browser

Microsoft Edge is highly rated for speed and user-friendly interface. Therefore, MicroSoft Edge convinces a considerable number of users. However, because Edge is a new browser, the browser has not yet integrated the extension (calculated so far) to block ads like other browsers like Chrome (Adblock) and FireFox.

One of the new features integrated on Windows 10 is the appearance of the Microsoft Edge browser. In the future it is very likely that this browser will completely replace Internet Explorer.

Microsoft Edge is highly rated for speed and user-friendly interface. Therefore, MicroSoft Edge convinces a considerable number of users.

However, because Edge is a new browser, it has not been integrated with the extension (until now) to block ads like other browsers like Chrome (Adblock) and FireFox.

To block obnoxious ads that make you uncomfortable on Edge browser, follow the steps below:

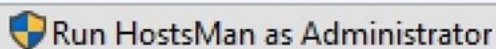
Step 1: Install HostsMan

Download HostsMan to your device and install it here.

After downloading HostsMan, you proceed to extract the ZIP file then run the .exe file to install HostsMan.

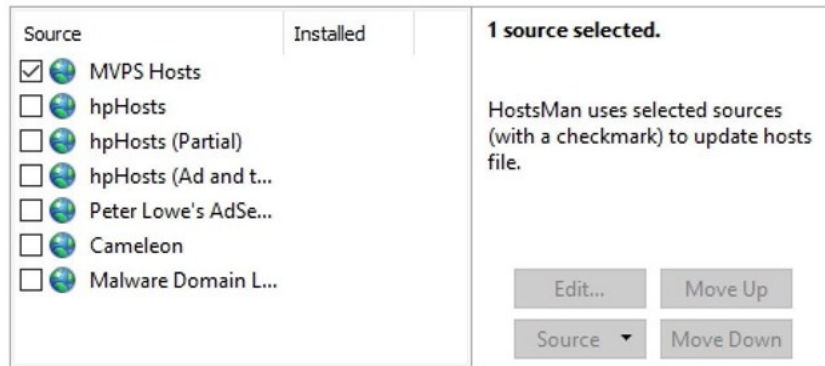
Step 2: Run HostsMan

After installing HostsMan, you proceed to run the program. When HostsMan launches, click **Run as Administrator**.

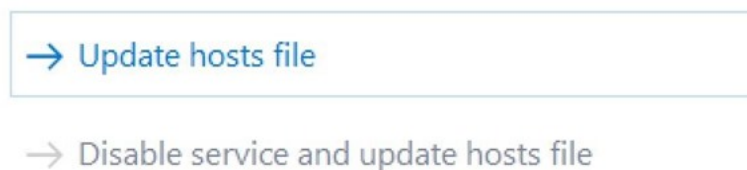
A rectangular button with a light blue background and a thin grey border. On the left side of the button is a small shield icon with a blue and yellow design. To the right of the icon, the text "Run HostsMan as Administrator" is written in a dark grey, sans-serif font.

Step 3:

After HostsMan launches under Admin, you click **Manage Source** and check the **MVPS Host** entry, then click **Close**.



Step 4: Update the File Host



After completing the steps on, you click on **Check for Updates** to HostsMan search and update the host file.

After the process is finished, the MPVS Host file will be installed on your computer.

From now on when using Microsoft Edge browser, you no longer have to worry about hateful ads that will annoy you.

Refer to some of the following articles:

1. **Instructions to block pop-up ads in all browsers**
2. **Guide how to "cut the tail" of hateful ads**
3. **Tutorial 3 simple ways to turn off ads on YouTube videos**

Good luck!

You finished reading the article "**How to block hateful ads on Microsoft Edge browser**" edited by the [TipsMake](#) team. We hope this article has provided you with many useful tech tips and tricks. You can search for similar articles on tips and guides. Thank you for reading and for following us regularly.