

How to block file and video downloads on Google Drive - Hide the download button on files

To block file or video downloads on Google Drive, you can customize this directly within the sharing settings of the storage service.

Sharing files via Google Drive or other cloud storage services is nothing new to users, as this method of data sharing is much simpler and faster through file links. However, when you upload a file, by default, there is a Google Drive download button so others can download it.

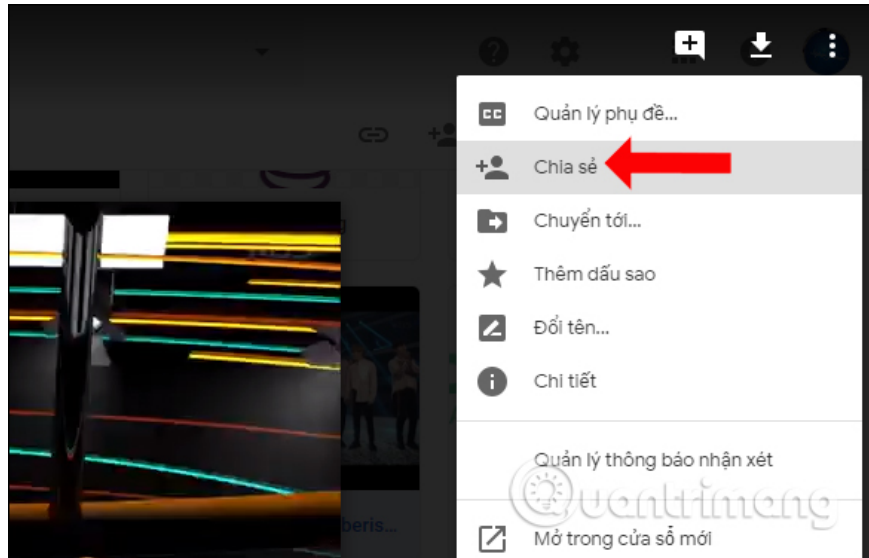
If you only want others to view the content but not download the file, you can customize the sharing settings directly on Google Drive. This article will guide you on how to prevent others from downloading files on Google Drive.

1. How to change folder ownership in Google Drive
2. How to set edit permissions for spreadsheets in Google Sheets
3. How to limit the time limit for sharing links on Google Drive

Instructions on how to block file downloads on Google Drive

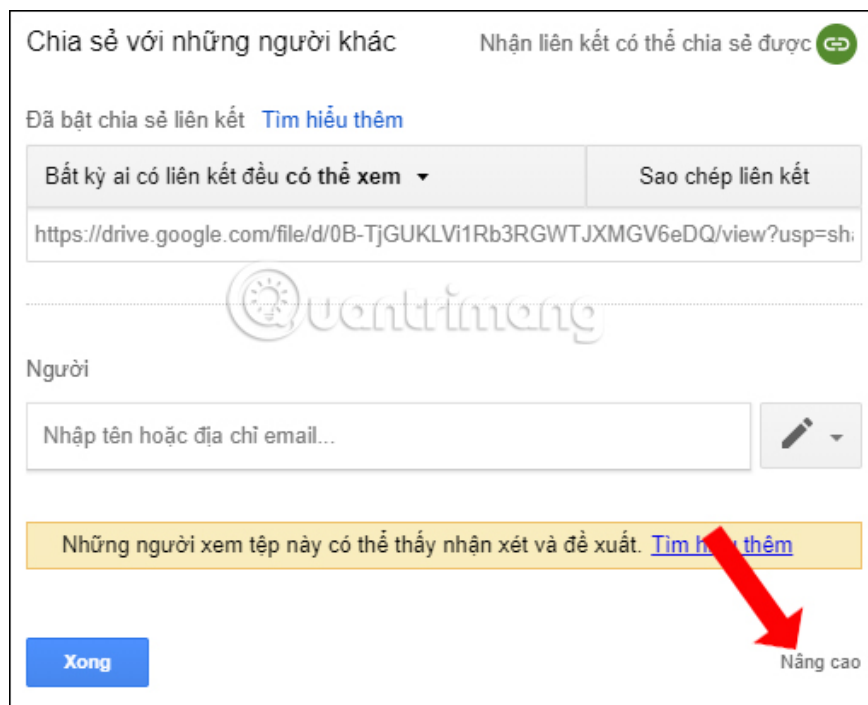
Step 1:

When you click on any file stored on Google Drive, a download icon will appear by default, as shown in the image. To block the download, first click on **the three-dot icon** and select **Share** .



Step 2:

The "Share with Others" dialog box will appear. Here you will find a file sharing link that allows anyone with the link to view the content. Click the **"Advanced"** button at the bottom of the interface.

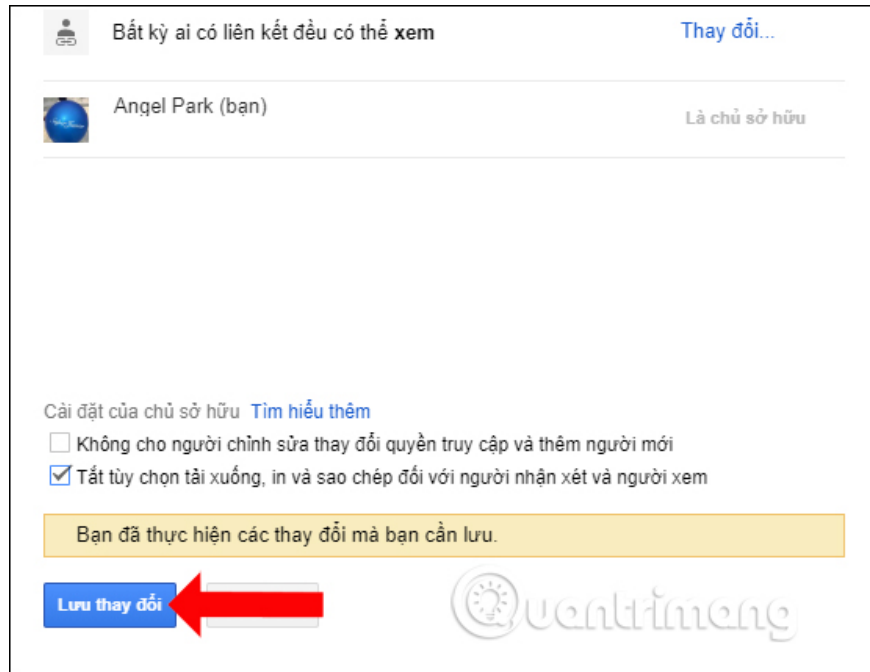


Step 3:

In the additional interface displayed below, there will be an **"Owner Settings"** option. Here, users will have two options regarding Google Drive files.

To block file downloads, click the **"Disable download, print, and copy options for commenters and viewers"** button. Those who receive the Google Drive link can still view the content but cannot download the

file. Finally, **click "Save changes"** to save the changes.



Now try sharing the link to the file with download disabled, and you'll see that the download button is no longer visible.



Additionally, we can change who has access to the file, including allowing anyone to access it without registration, or only those with the link to view the content without logging in, or sharing the Google Drive link with specific people.

Chia sẻ liên kết



 **Bật - Công khai trên web**
Bất kỳ ai trên Internet đều có thể tìm và truy cập. Không yêu cầu đăng nhập.

 **Bật - Bất cứ ai có liên kết**
Bất kỳ ai có liên kết đều có thể truy cập. Không yêu cầu đăng nhập.

 **Tắt - Những người cụ thể**
Được chia sẻ với những người nhất định.

Mức truy cập: Bất kỳ ai (không bắt buộc đăng nhập) Có thể xem ▾

Những người xem tệp này có thể thấy nhận xét và [thêm](#)

Có thể sửa

Có thể nhận xét

Có thể xem

Lưu ý: Những mục có bất kỳ tùy chọn chia sẻ liên kết nào v
web. [Tìm hiểu thêm](#)

[Tìm hiểu thêm về chia sẻ liên kết](#)

So, with just a small change on Google Drive, others can't download your data to their computers, but they can still view the file content. You won't have to worry about your documents or videos being downloaded and used without your consent.

Instructions on how to block file and video downloads from Google Drive.

See more:

1. How to download files from Google Drive when the download limit has been exceeded.
2. How to fix the error of not being able to upload files to Google Drive
3. Recover deleted data from Google Drive.

Good luck with your project!

You finished reading the article "**How to block file and video downloads on Google Drive - Hide the download button on files**" edited by the [TipsMake](#) team. We hope this article has provided you with many useful tech tips and tricks. You can search for similar articles on tips and guides. Thank you for reading and for following us regularly.