

How to block ads on Youtube for phones and computer browsers

Too fed up with traditional medicine ads or ads for my family's 3 generations of bone and joint treatment on youtube? Here's how to help you completely block ads on the Youtube app.


Youtube is a social network that contains millions of video clips with a variety of different content. But at the present time, the proliferation of advertisements inserted into clips makes users extremely uncomfortable. Especially in Vietnam, even if you are watching a music clip or letting your children watch cartoons to eat, advertisements for bone and joint treatment products still pop up!!! But fortunately, you do not have to live with the flood, there are currently many ways for you to block these nonsense advertisements on Youtube. If you want to learn more, please refer to the article below by Hanoicomputer.

Block Youtube ads when viewing on Chrome


Chrome is the browser with the largest number of users. For that reason, Chrome is constantly developing features to improve the user experience, including the feature of blocking Youtube ads. To use this feature, you need to download an extension called Adblock Plus.

To download the Adblock Plus application to block Youtube ads, you access the Chrome Web Store and search for the Adblock Plus ad blocker. Or you can quickly access the link below:


Adblock Plus download link for Chrome




After clicking install on Chrome, the Adblock Plus application will immediately run automatically. When you click on the Adblock Plus icon on the toolbar, you will immediately see the number of ads that this application has blocked on Youtube:

ABP Adblock**Plus** 

BLOCK ADS ON

This website: 
www.hanoicomputer.vn

This page: 
/admin/?...



NUMBER OF ITEMS BLOCKED

on this page	in total
0	36,952

[Share numbers with friends](#)

[Block element](#)
Block specific element on this website

[Report an issue on this page](#)

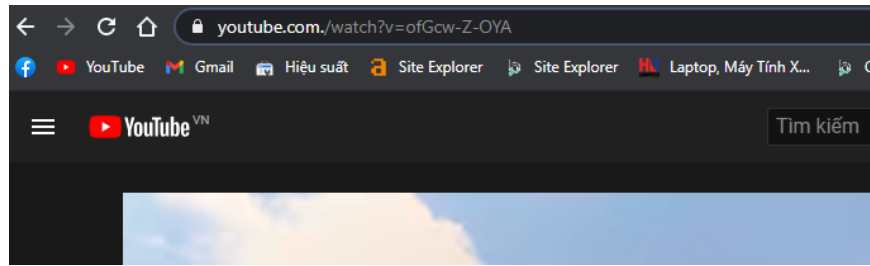
Interested in Adblock Plus on mobile?  

Watch Youtube clips without ads on any Web browser

There is a great little trick that doesn't require installing any additional extensions and can be applied to block ads on any Web browser: add a "." right after the ".com" part in the Youtube link.

For example: Here Hanoicomputer has a link like this: https://www.youtube.com/watch?v=ofGcw-Z-OYA&ab_channel=ST.319Entertainment


After adding the "." after the ".com" part, the link will be shortened to:
<https://www.youtube.com./watch?v=ofGcw-Z-OYA>



Worried that doing this for each video is too much trouble? Don't worry, you only need to do it once. Any subsequent clips you watch will have the same link, which means blocking **ads on Youtube completely** .

Block Youtube ads on IOS, Android mobile devices

Adblock Browser is available for both iOS and Android and users can download it from the app store without paying any fee.



To download and install a browser app that can block YouTube ads on your iOS device:

- Open the App Store on your iOS device. Search for Adblock Browser in the app store.
- Download and install Adblock Browser. Visit YouTube with this adblock browser, now ads are disabled.

1. Download Adblock Browser for iOS [here](#).

Picture 5 of How to block ads on Youtube for phones and computer browsers

You finished reading the article "**How to block ads on Youtube for phones and computer browsers**" edited by the [TipsMake](#) team. We hope this article has provided you with many useful tech tips and tricks. You can search for similar articles on tips and guides. Thank you for reading and for following us regularly.