

# How to become a good Pokémon Go hunter?

With a new way of playing, Pokémon Go has created a new phenomenon in the game village around the world. Players will have to go around and find Pokémon for themselves. So how to quickly catch Pokémon and in large numbers?

In recent days, the online community "wakes up" by participating in the war to capture Pokémon in the Pokémon Go virtual reality game. As Pokémon trainers, you will have to go around everywhere, searching for Pokémon of the shadows and quickly catching them and training to become your warriors. However, how to catch a Pokémon? Or where to go to find Pokémon? If you want to become a good Pokémon hunter, please refer to our article below.

1. Summary - How to play Pokemon GO, virtual reality game catch Pokemon on smartphone
2. Things to know to upgrade Pokémon in Pokémon Go
3. How to change the Country of the App Store account area on iPhone to download Pokémon Go

## 1. Catch Pokémon everywhere:

In order to find and catch Pokémon and increase your Pokémon warrior collection, you need to understand each Pokemon system. Because each system has its own characteristics, affecting the location where you can find them.

Move of Pokémon consists of two types: Physical Attack (Physical attack) and Special Attack (Special attack).

1. **Physical Attack** consists of: **Normal** (normal), **Fighting** (fighting), **Flying** (flying), **Poison** (poison), **Ground** (earth), **Rock** (rock), **Bug** (bug), **Ghost** (ghost), **Steel** (metal) species).
2. **Special Attack** consists of: **Fire** (fire), **Water** (water), **Grass** (grass), **Electric** (electric), **Psychic** (super spirit), **Ice** (ice), **Dragon** (dragon), **Dark** (darkness), **Fairy** ( first).

The main system of Pokémon will determine where they appear in the surroundings and where you move, such as:

1. Grass Pokémon: some powerful Pokémon like Meganium, Oddish, Sunkern, etc. they can appear in areas near trees, lawns, rice fields, .
2. Water-type Pokémon: Strong Pokémon such as Kyogre, Slowking, Vaporeon, . can find them in places with lakes, beaches, or even toilets,
3. Rock-type Pokémon: strong types like Golem, Regirock, etc. can be found in hilly areas.
4. Fire-type Pokémon: some powerful Pokémon such as Entei, Moltres, Charizard, Magmar . can find them in cooking stoves, furnaces, grills, .

CP 78



Horsea ✎

HP 17 / 17

Water Type	9.01 kg Weight	0.44 m Height
---------------	-------------------	------------------

900 STARDUST      3 HORSEA CANDY

POWER UP      400 STARDUST      1 HORSEA CANDY

EVOLVE      50 HORSEA CANDY





So go around so you can increase your chances of catching lots of Pokémon. Note that for rare types of Pokémon with high CP (Combat Power) points, it will be more difficult to find. Because CP will have a big impact when hitting gym or PvP.

Also when traveling, remember one step in the game will be 10 steps in real life.


## **2. Perform actions to increase XP points:**

Character leveling is the fastest and most effective way to increase your power in Pokémon Go. At that time, your ability to catch Pokémon will be stronger. In order to gain more experience points, focus on the most XP prizes at every hour and avoid little or unusual rewards. Trying to perform XP-seeking actions, including:

1. 100 XP for any Pokémon you catch.
2. 500 XP if you catch a new Pokémon.
3. 10 XP for a nice catch.
4. 10 XP for an arc-shaped Pokéball pitch.
5. 50 XP for a great catch (great).
6. 50 XP for a walk around a Pokéstops.

Lv 1

0 XP



Start date: : Mar 29, 2016 · Teamless

0.00 / 10.00



WALKED

0 / 5



POKÉDEX

0 / 30



CATCH

0 / 3



0 / 10



0 / 100





### 3. Pokémon hatching:

We will find Pokémon in Pokéstops, walking about 1-2 km of eggs will hatch into Pokémon. We will get XP when the Pokémon Hamlet does not depend on the type. If the egg successfully hatches and creates a new Pokémon, we will receive an extra XP for collecting new Pokémon.



---

0/2 km

Use an incubator to incubate this Egg.

START INCUBATION





#### **4. Participate in training and fighting in GYM rooms:**

Compared to Pokéstops, GYM room is not easy to find. GYM room is a place for us to practice Pokémon without having to face the opponent Pokémon. Each defeated Pokémon increases XP points for the player.



Mozilla Office  
Gym level 2


2000 / 4000

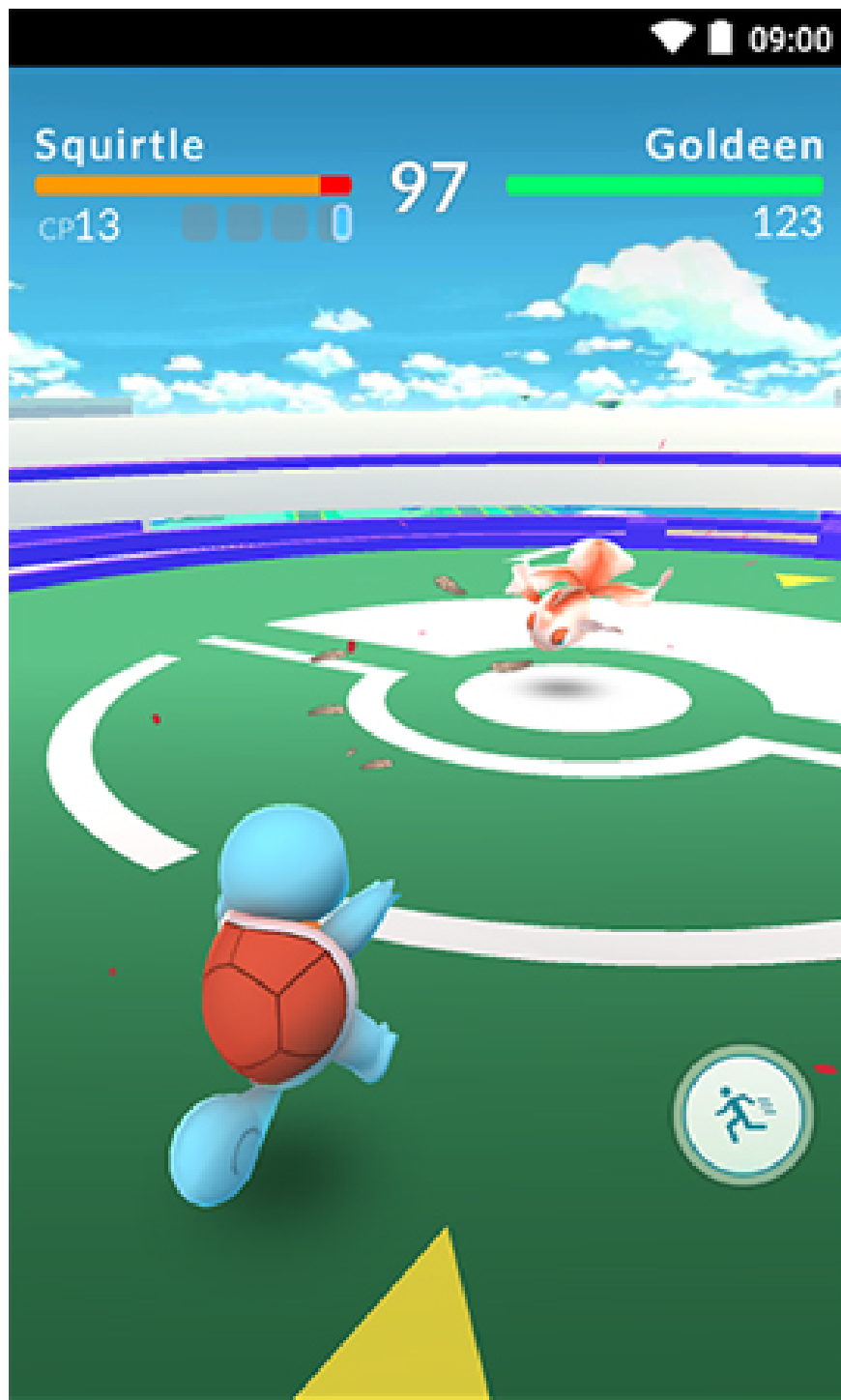


GOLDEEN

CP 123

sara

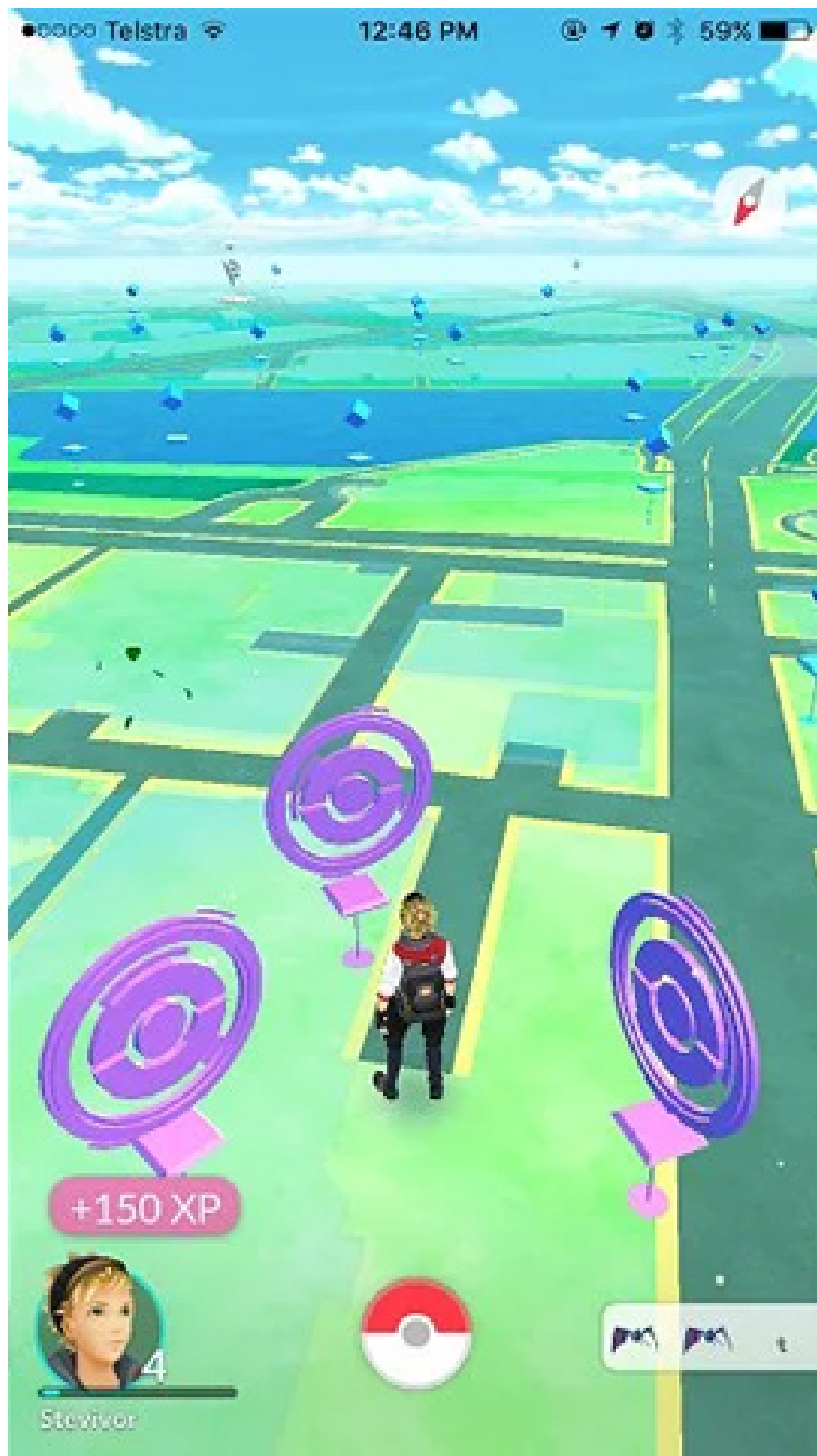




## 5. Hardworking visiting Pokéstops:

When we move the surrounding area we can find Pokéstops. This place, you can find Pokémon Pokéballs, resurrection, eggs, etc. Going to Pokéstops will also give us XP points, but not much, but enough for you to contribute XP points. If we visit many times over a period of time, the XP score will increase accordingly. For beginners, you should visit Pokéstops.





**Wish you all have fun playing games!**

You finished reading the article "**How to become a good Pokémon Go hunter?**" edited by the [TipsMake](#) team. We hope this article has provided you with many useful tech tips and tricks. You can search for similar articles on tips and guides. Thank you for reading and for following us regularly.