

How to backup passwords on Chrome iPhone

On Google Chrome iOS has a feature to extract passwords into CSV files, making it easier for users to manage their passwords.

The Chrome browser on the computer has integrated the password management feature for a long time, making it easy for users to manage the passwords they use. And on the Chrome version for iPhone, the browser password extraction feature is also provided. Accordingly, users will be allowed to export the password list saved on the browser to a separate file, then send it to mail or any other service. The following article will guide you how to extract Chrome password on iPhone. Note to readers, to use this feature you need to enable the password saving feature on Chrome iOS browser.

1. How to view website passwords saved on Chrome Android
2. Instructions on how to export saved passwords on Chrome browser into 1 file
3. How to view the password, delete the saved password on Chrome

How to export passwords saved on Chrome iOS

1. Download iOS Chrome browser

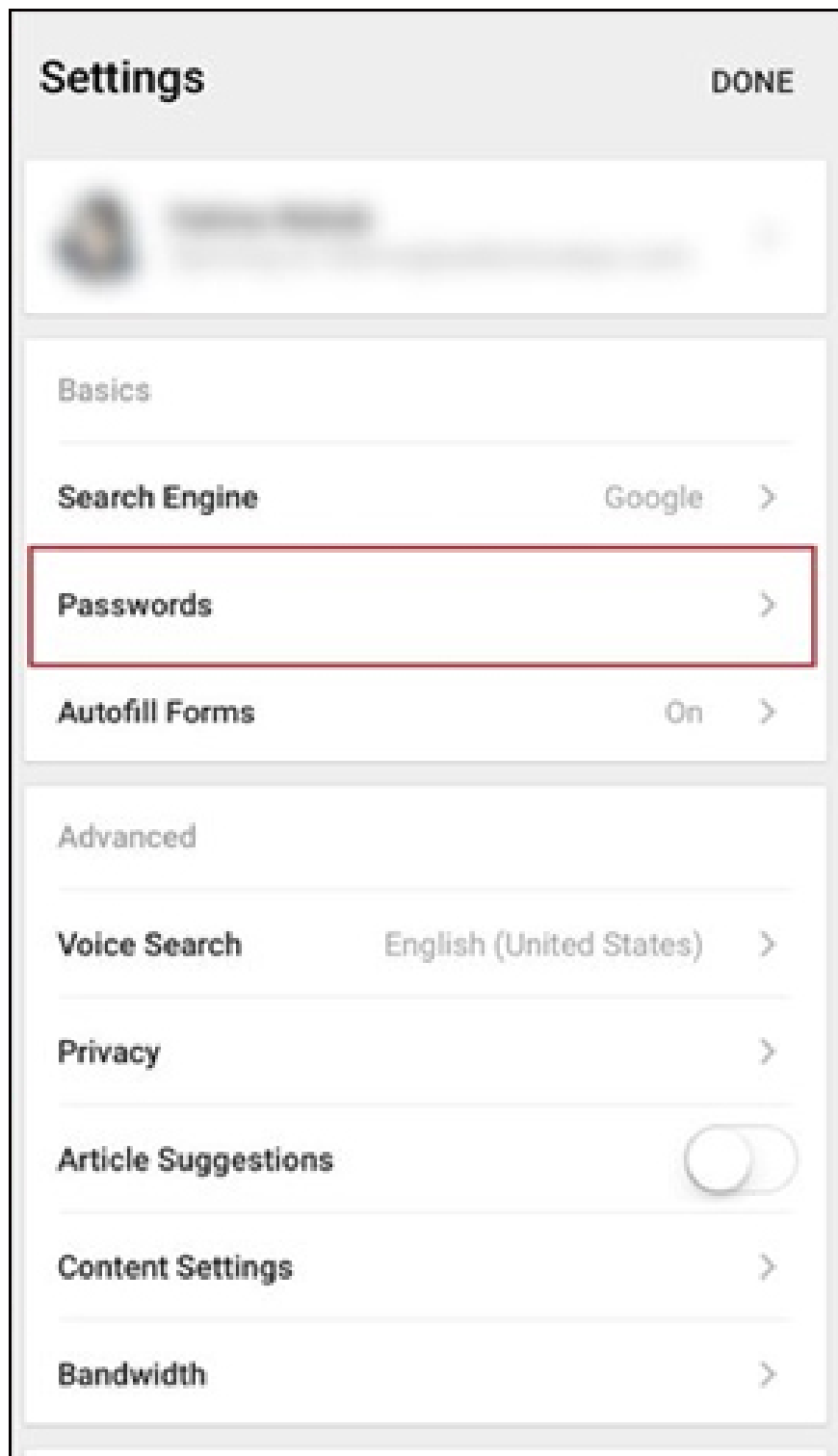
Step 1:

Update Chrome to the latest version and then access the browser. In the browser interface click on **the 3 vertical dots icon** in the upper right corner. The menu appears, click to select **Settings** .

In the list of installation options for the browser, click the **Password** item.

The image shows a mobile browser interface. At the top, there is a navigation bar with a back arrow, a lock icon, a URL field containing "http", a share icon, a star icon, a refresh icon, and a three-dot menu icon. The three-dot menu is open, displaying a list of options: "New Tab", "New Incognito Tab", "Bookmarks", "Reading List", "Recent Tabs", "History", "Report an Issue", "Find in Page...", "Request Desktop Site", "Settings", and "Help". The "Settings" option is highlighted with a red rectangular border. In the background, a table is visible with a "live help" button on the left. The table has columns for location and contact information.

ISLAMABAD		
OSS F-7		
OSS F-11		
OSS F-8 Exchange		
OSS F-5 Exchange		
OSS I-10/3 Exchange		
OSS G-10		
OSS G-7	OSS G/7, Sittara Market, Islamabad	051- 2203322, 2202789



Step 2:

The Chrome browser will display a list of websites that users have logged into personal information on the browser. Clicking on any website will see the browser display the password of that account.

Continue dragging down below click the **Export Password** option, login with Google password or use TouchID.



Passwords

EDIT

View and manage saved passwords at passwords.google.com

Save Passwords



Saved Passwords

127.0.0.1:32400



disqus.com



signup.heroku.com



mega.nz

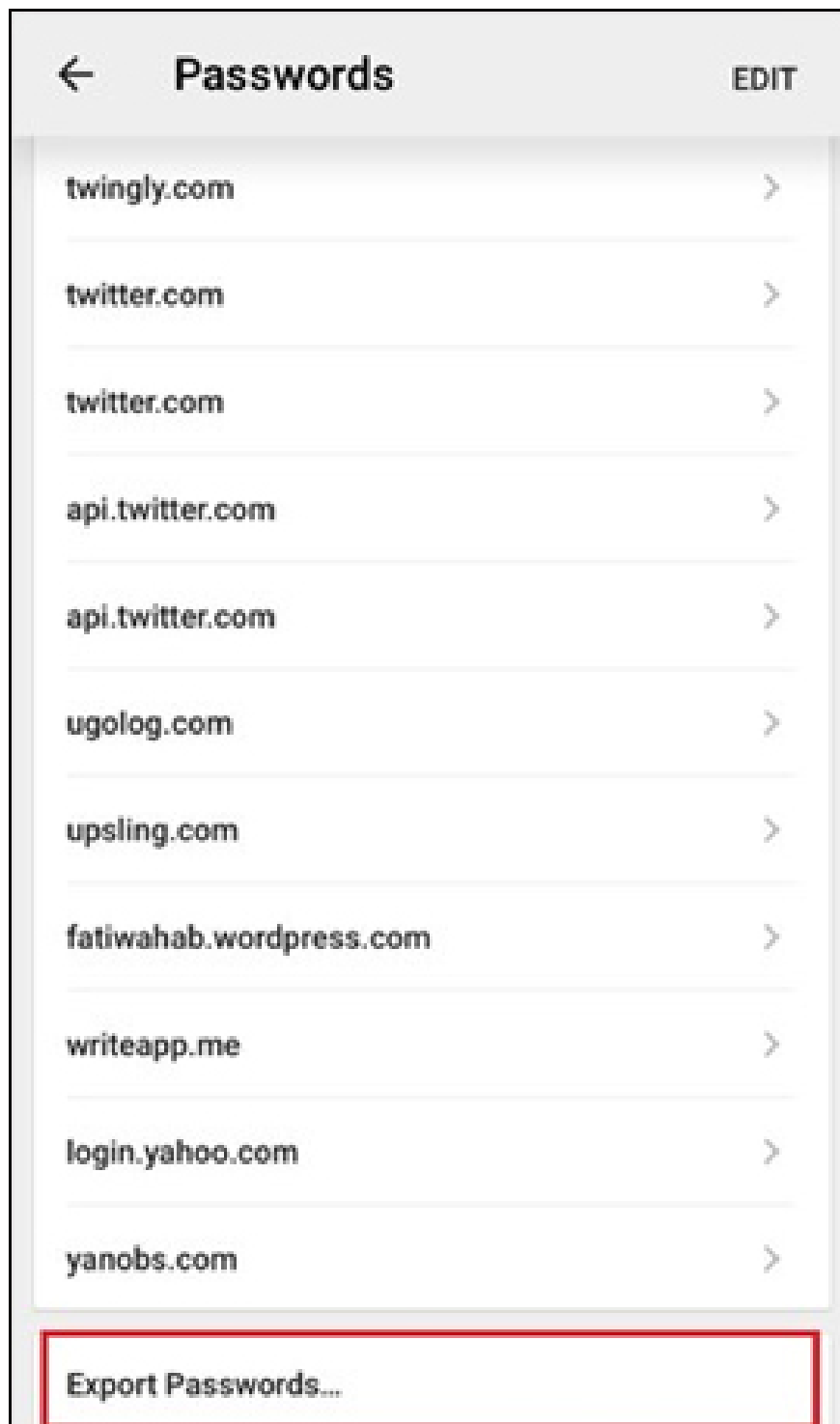


account.mojang.com



mediaclient.netflix.com





Step 3:

Click on **Export Password** . then select the location where you want to save this password file. Password management file will be extracted as CSV file. Users can save the file to the cloud storage service, send an email or via a chat application to open the file and check it.


← Passwords EDIT

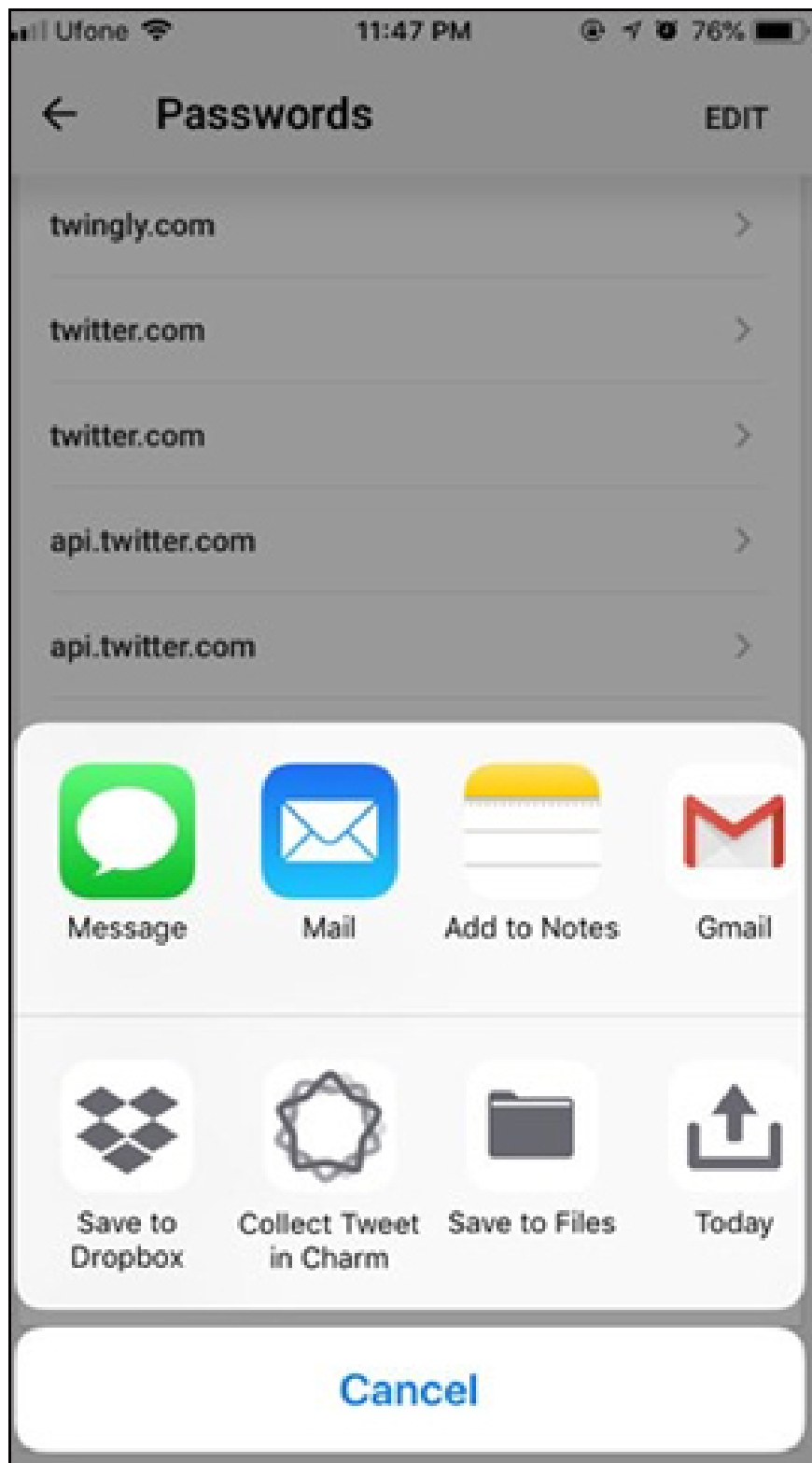
- twingly.com >
- twitter.com >
- twitter.com >
- api.twitter.com >
- api.twitter.com >
- ugolog.com >
- upsling.com >
- fatiwahab.wordpress.com >

Your passwords will be visible to anyone who can see the exported file.

[Export Passwords...](#)

[Cancel](#)





Thus, with this new version of Chrome, users can manage the entire login password in the browser. The file will be extracted under CSV file so you can open it with Microsoft Excel or other office tools.

See more:

1. Secure and manage saved passwords on Firefox

2. Retrieve saved passwords in Firefox and Chrome
3. How to view saved Wifi passwords on Android?

I wish you all success!

You finished reading the article "**How to backup passwords on Chrome iPhone**" edited by the [TipsMake](#) team. We hope this article has provided you with many useful tech tips and tricks. You can search for similar articles on tips and guides. Thank you for reading and for following us regularly.
