

How to automatically update drivers on Windows using SnailDriver

No need to spend time checking each driver and their version for updates, the SnailDriver software will help you take care of that with the ability to automatically detect and update the latest driver version for the system.

SnailDriver is a software that automatically finds and updates driver when it comes to the new version, helping users to save a lot of time when manually updating themselves. The software can be used with Windows Vista operating system and above, completely free. Does not contain viruses, malware or harmful advertisements so you can trust when using the software. Together with the Network Administrator, follow the steps below to update the driver system with SnailDriver.

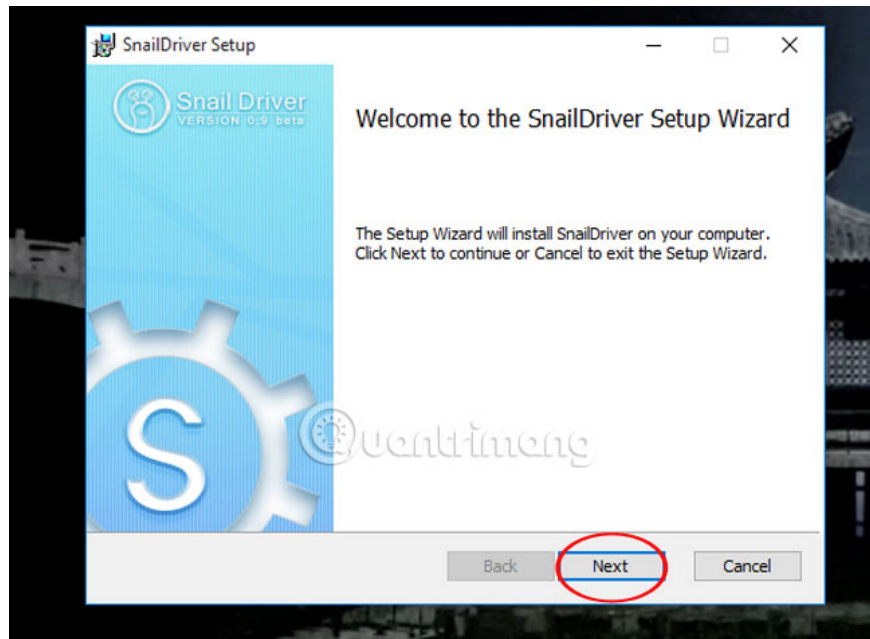
Step 1:

Download and start the program.

1. Download SnailDriver software for free


Step 2:

Click **Next** to proceed with the installation.



Step 3:

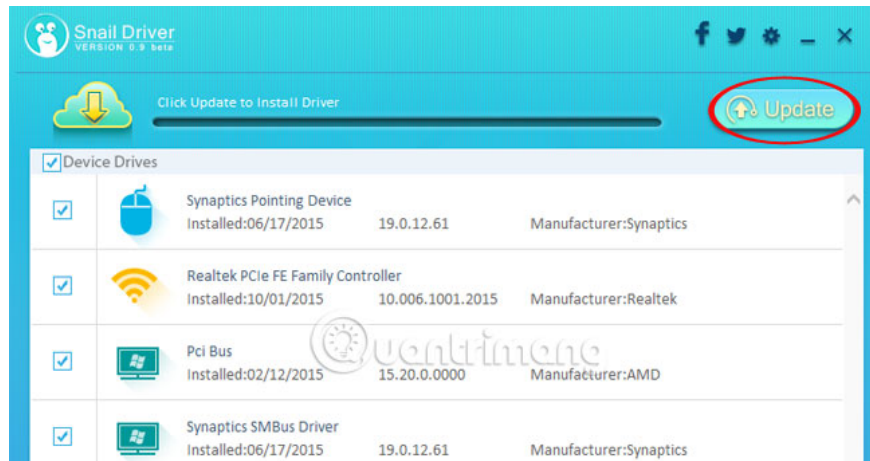
Click **Scan** to scan the software and check the hardware components in the computer. SnailDriver will scan drivers in the system, check the installed driver versions.



Step 4:

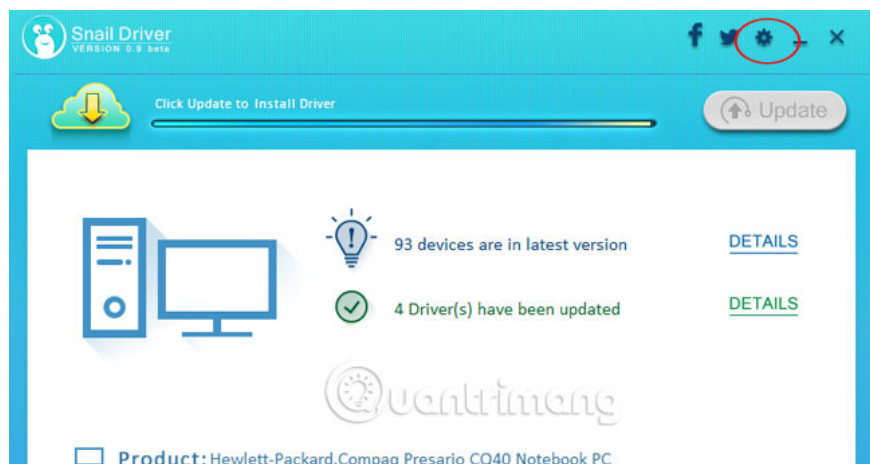
After the scan is complete, the device listing table has a new driver version and other information appears. Click **Update** to download and install a new driver.

Note , the installation speed will depend on the speed of the Internet connection fast or slow.



Step 5:

After installation, the computer information panel appears. Click the **alias icon** on the screen to check the directory containing the downloaded driver data. You will see the folder name where the driver will appear in the **Download Folder** line. Access the link to upgrade to the latest driver.



Thus, the program has completed the work of updating the system driver for the computer. The update process is relatively fast, does not take too much time and during the update, we can go to other jobs without manually digging like how to do it manually.

Refer to the following article:

1. 2 simple ways to update VGA driver for computer monitor, laptop
1. 5 basic ways to update, update drivers for computers
1. Learn about Driver and how to use it

I wish you all success!

You finished reading the article "**How to automatically update drivers on Windows using SnailDriver**" edited by the [TipsMake](#) team. We hope this article has provided you with many useful tech tips and tricks. You can search for similar articles on tips and guides. Thank you for reading and for following us regularly.

