

How to automatically change Android wallpapers with Wallpaper Club

Wallpaper Club is a wallpaper application on Android, which automatically changes wallpaper on many different topics.

Phone wallpaper applications are now used by many people to refresh their devices, and some applications have the option to replace the wallpaper automatically. Wallpaper Club is a wallpaper application for Android devices, providing high quality wallpaper themes, with a large resolution wallpaper, corresponding to many smartphones today. The automatic wallpaper changer feature on Wallpaper Club is also integrated, with time for you to choose.

In addition, when users log in to your Google account, you have the option to create your own wallpaper and upload it to the social wallpaper, so that others can use your wallpaper. The following article will guide you how to use the Wallpaper Club application.

1. Software and applications download high quality wallpapers
2. Share sets of wallpapers for phones in Text & Quotes style
3. 6 best apps for creating abstract wallpapers for Android
4. How to create a double wallpaper on Android with Couple Wallpaper

Instructions to install wallpaper with Wallpaper Club

Step 1:

Users install the Wallpaper Club application according to the link below.

1. Download the Android Wallpaper Club app

Open the application and **press Skip** to skip the introduction interface. Then you need to agree to the application to access the photo album on the device, **press Allow** .



Quantrimang

Welcome to
Wallpaper Club



Thank you for
downloading our app.
Get unlimited and best
wallpapers.

NEXT

SKIP >



Quantrimang

We need your
permission!



We need Storage
Permissions in order
to save the wallpaper.
Please allow the
application to store the
wallpaper.

ALLOW PERMISSION

We need your
permission!



Cho phép **Wallpaper
Club** truy cập vào ảnh,
phương tiện và tệp
trên thiết bị của bạn?

TỪ CHỐI

CHO PHÉP

Permissions in order
to save the wallpaper.
Please allow the
application to store the
wallpaper.



ALLOW PERMISSION

Quantrimang



Step 2:

In the application interface we see different wallpaper themes uploaded from the application, or from other users. The wallpapers are classified by some items such as Popular popular wallpaper display, Categories show many types of wallpapers.

We click on **the three dashes icon** in the upper left corner of the screen and select **Auto Change Wallpaper** . Displays options to set wallpaper settings on the device.

Change Wallpaper Automatically automatically changes the wallpaper, with the **time of changing at Frequency** with a maximum of 24 hours and a minimum of 5 minutes. Below is the Select Wallpaper Categories option to select the wallpaper theme, Double tap to change wallpaper double click to change the wallpaper, Download Only over WiFi download background image when there is WiFi connection.

Note that the automatic wallpaper changer will only be performed when the device is connected to the network so that the wallpaper is constantly downloaded and applied. You should enable wallpaper download mode only when WiFi is available.



Please sign in !

SIGN IN



Home



Upload Yours



Settings

Auto Wallpaper Changer



Auto Change Wallpaper

Application



Rate Us



Share this App



Privacy Policy

← Change Wallpaper Automat...

Set Auto Wallpaper Changer

Wallpaper Changer already set

Yayy! Wallpaper is being changed automatically.



Frequency

Change wallpaper every

5 Minutes



10 Minutes

15 Minutes

30 Minutes

45 Minutes

1 Hours

2 Hours

6 Hours

12 Hours

24 Hours

Random Wallpaper Setting

Select Wallpaper Categori

Choose your favourite wallpaper categories, so that we can set wallpaper for you!



Double tap to change wall

This feature will enable you to change the wallpaper by double tapping home-screen.



Grey Scale Image

Turning on this feature will turn wallpaper to greyscale/Black and white.



Download Only over Wi-Fi

By default wallpaper is downloaded over Wi-Fi.



the interval as well!

Select Favourite Categories



Choose as many of them as you want

Most Popular

- Editor's Pick
- Nature
- Others
- Love
- City
- Animals
- Dark
- Technology
- Super Bike
- Super Car
- People
- Abstract
- Motivational
- Cartoon
- Games
- Flowers
- Minimalist
- Sports


SAVE

even during your mobile data. The average wallpapers are around 1 MB. If you wish to download only during Wi-Fi, you can turn this feature on.

Step 3:

Go back to the main interface of the application and then select any wallpaper. In the wallpaper interface, we will see the detailed parameters such as the number of times downloaded background image, the person who posted the wallpaper, the size, the option to download the background image, set the wallpaper for the device, etc. Also the user be previewed image, or rotate drag to enlarge.


Nature




Wow
Admin




Hurricane
Admin



Jungle
Admin



Lotus
Admin





Facebook
 4.1 ★ MIỄN PHÍ



CÀI ĐẶT

16:59

83%

Quantrimang



Wow Admin



Favorite



Download



Set



Comments

*Image Size has been reduced for faster loading. Download or set wallpaper

How would you like to Set Wallpaper As?



SET AS ONLY HOME SCREEN



SET AS ONLY LOCK SCREEN



SET AS BOTH HOME AND LOCK SCREEN

QC



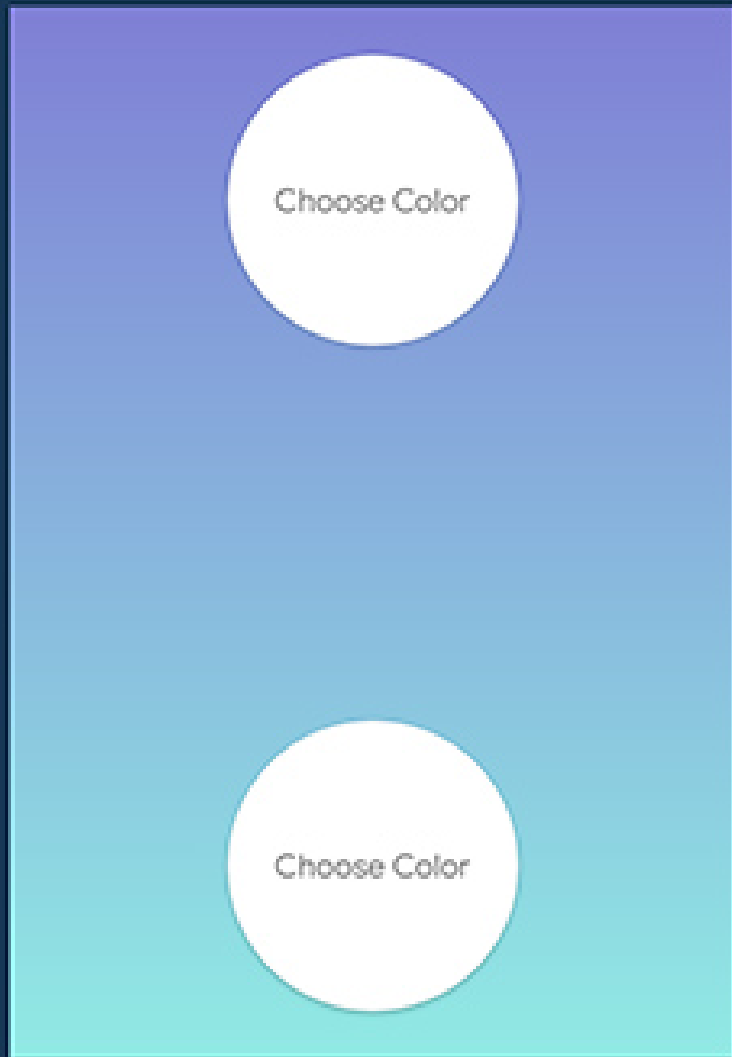
Facebook

4.1 ★ MIỄN PHÍ

CÀI ĐẶT

Step 4:

If you do not want to use the available wallpapers, you can **change to a color wallpaper** . Click on **the palette icon** and select the **two colors for the screen** . **Click Choose** and then select the color, then click on the check mark to set as wallpaper.



uantrimang





SAVE

16:37

85%

Thứ Năm, 4 thg 4 | 26°C



Quản lý...



Máy ảnh



Máy tính



Lịch Vạ...



Cài đặt



Step 5:

If you want to create your own wallpaper album, users click on **the 3 dash icon** and **select Sign in** to sign in to your Google account.



Please sign in !

SIGN IN



Home



Upload Yours



Settings

Auto Wallpaper Changer



Auto Change Wallpaper

Application



Rate Us



Share this App



Privacy Policy

Quantimang

16:39

85%



Wallpaper Club

You can upload wallpapers, comment and give ratings by logging in.



Login with google

NOT NOW

Share this App

Privacy Policy



Quantrimang

Step 6:

Next we click on **the red circle icon** to load the selected image as the wallpaper, then enter the title of the wallpaper, select the image theme and then click the send icon to create the wallpaper. The wallpapers you created are saved in **My Profile** .

When clicking on the wallpaper we will also see the background information of the wallpaper.

← Upload wallpaper



Wallpaper title

Select Categories

- Nature
- Love
- City

Select Colors Pallet :

- Red
- Pink
- Purple



16:45

84%



My Profile



0

Followers


0

Following

1

Wallpapers

On Review




cut...
Pipip...



My Profile

16:45

84%



cute puppy \ncute puppy

Profile picture



Favorite



Download



Set



Comments

*Image Size has been reduced for faster loading. Download or set wallpaper for higher resolution.



GO-VIET

MIỄN PHÍ · Hơn 2 triệu người s...

Được tài trợ

TẢI XUỐNG



0 Downloads



4000 X 3000



2.14 MB



image/jpeg



Profile picture



Report for
copyright

Purple



Grab

Đề nghị đi mọi nơi cùng Grab

TẢI VỀ

Wallpaper Club application not only brings extremely rich wallpaper themes, but other options of the application are also very interesting especially automatically change the wallpaper. We can also create our own wallpaper albums and share with Wallpaper Club users.

I wish you all success!

You finished reading the article "**How to automatically change Android wallpapers with Wallpaper Club**" edited by the [TipsMake](#) team. We hope this article has provided you with many useful tech tips and tricks. You can search for similar articles on tips and guides. Thank you for reading and for following us regularly.