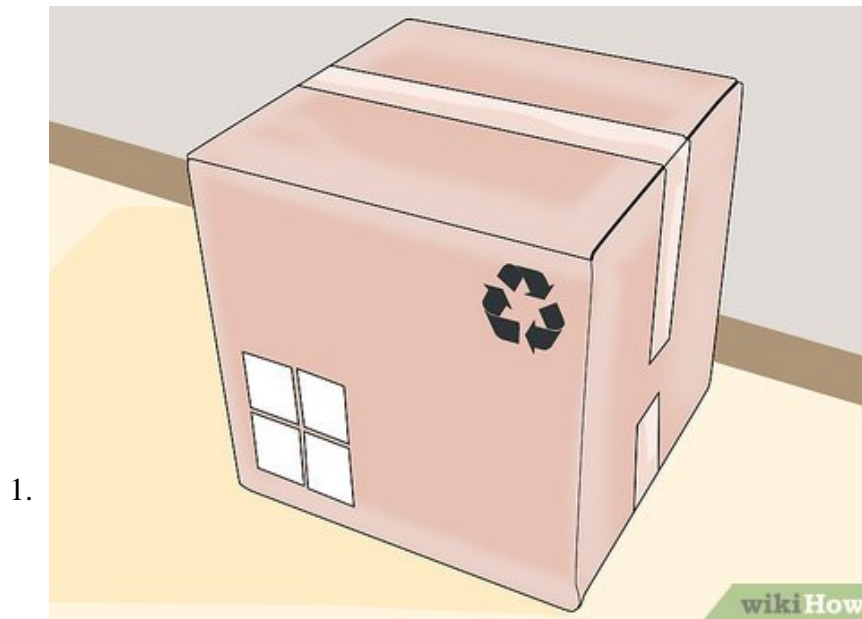


How to Arrange a Courier Pick Up

Courier services provide fast pickup and delivery services for high-value goods or urgent documents. In order to use a courier, you must schedule a pickup time for a representative from the company to come get your package. To ensure...

Part 1 of 2:

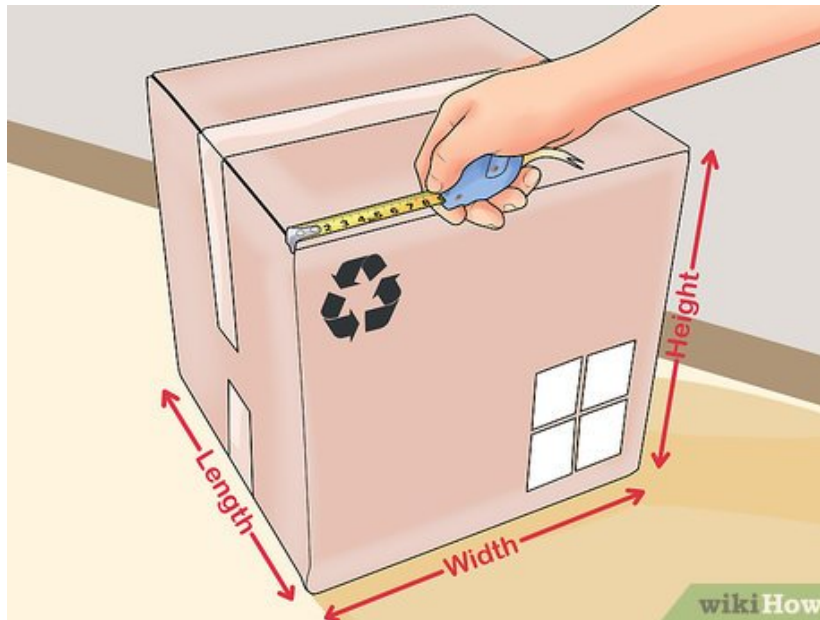
Selecting a Courier Service



Prepare your package for courier pickup. Select an appropriate-sized box or envelope and place your item inside. Make sure if you're sending something fragile that your packaging is cushioned and your item is secure. Once you have your item or items in the appropriate package, seal the parcel with packaging tape.^[1]

1. Depending on where you are located, there are some restrictions on what you can and cannot mail. Items such as explosives, gasoline, aerosol, and ammunition are normally prohibited. Check the website of the national postal service in your country to ensure you are not mailing something that is prohibited.

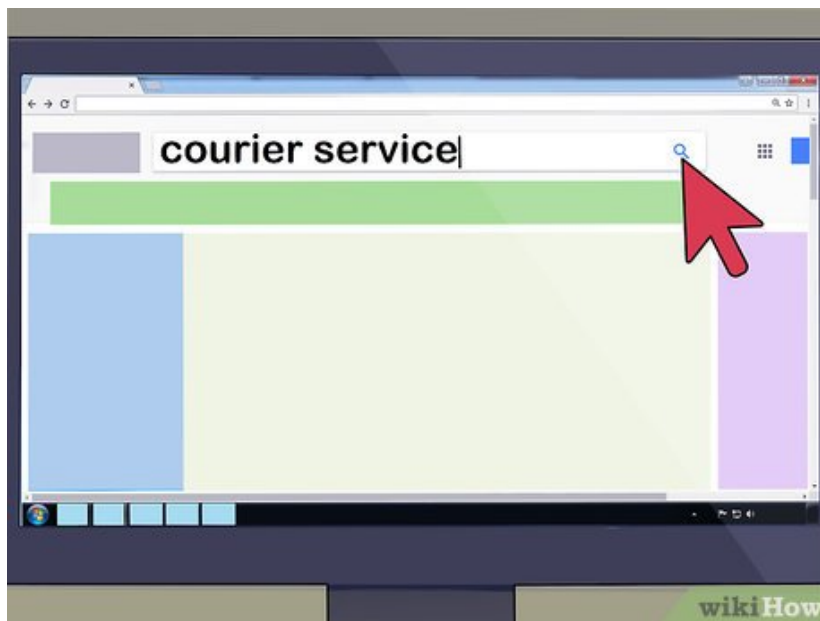
2.



Measure the parcel you'd like to send. Carefully measure the length, width, and height of the box. If you have a kitchen scale, it will also be helpful to weigh the parcel as well. This will help you get a good idea of how much you can expect to pay for courier service. Many courier sites will ask you to input the parcel's dimensions and estimated weight when you book the pickup.^[2]

1. If in doubt, overestimate. This will help you avoid additional charges later on.

3.



Search for courier services that pick up near you. Some courier services only work within specific areas or countries. Many work internationally. To get the most accurate results, do a search of your city or town name and the words 'courier service.' This should yield a number of companies that provide service to your area.^[3]

1. You should also check the delivery address to ensure that the courier service will deliver to that location. Most websites will have an address checker tool.



Compare prices for shipping your parcel at different companies. Narrow your search by looking at the prices listed for courier service based on the dimensions that you measured for your parcel. Compare different companies and see how their prices differ for the size package that you have.^[4]

1. You should also consider the type of parcel being sent and if it has any requirements such as temperature or extra care when delivering, as these can incur added fees.

EXPERT TIP

Picture 5 of How to Arrange a Courier Pick Up

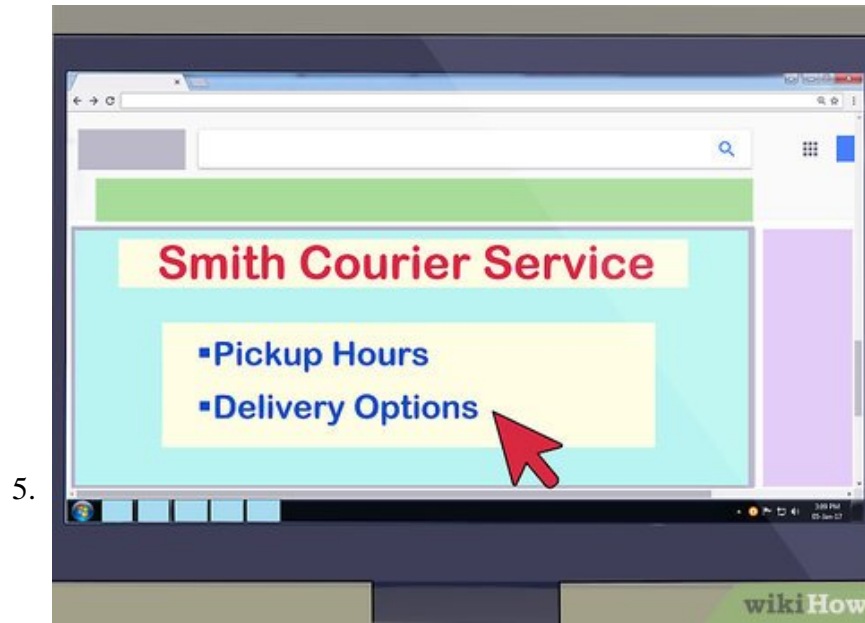
Cindy Hofen, MBA
Professional Organizer & Home Staging Specialist

Cindy Hofen is a Certified Relocation Specialist and the founder of Managing Moves & More, a San Francisco Bay Area-based professional move management company specializing in start-to-finish moving solutions, home clearouts, estate sales, and home staging. Since 2009, her team has helped over 2,500 clients to simplify their transitions. Cindy has over 10 years of professional moving and organizing experience, is a member of the National Association of Senior Move Managers (NASMM), holds an A+ Accreditation, and belongs to the Diamond Society. She has a Master of Business Administration from Arizona State University and a BA in Business Economics from the University of California, Santa Barbara.

Picture 6 of How to Arrange a Courier Pick Up

Cindy Hofen, MBA
Professional Organizer & Home Staging Specialist

Our Expert Agrees: When you're choosing a courier service, look at online reviews of different local companies, then get quotes from 2 or 3 places. Inquire about the prices of the service and insurance, as well as details about pickup and delivery, like whether they'll set up your items inside or outside. Then, compare those quotes to find the service that's right for you.

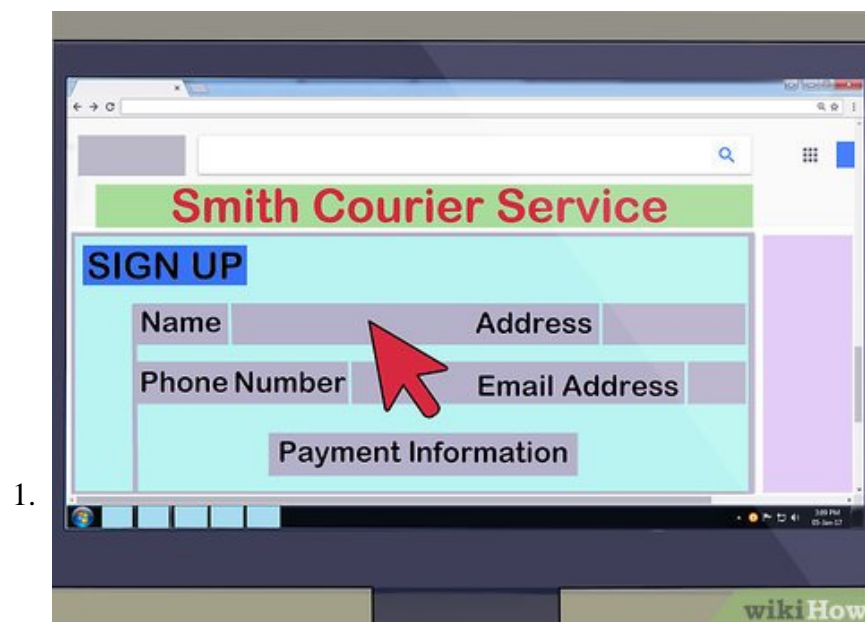


Check the pickup hours and delivery options offered by the courier. The service will likely require you to be present for pickup, so you will want to make sure you can be home during the hours specified. You might also look at any time guarantees that they might make, especially if you are working within a time frame.^[5]

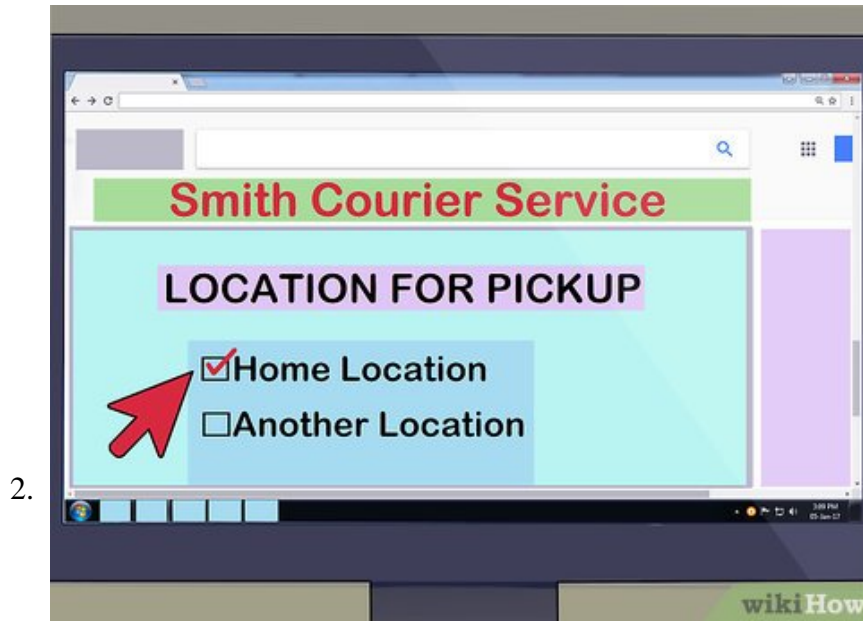
1. Some courier services offer drop off locations. This might work best for you if you are not able to be at home during the day for pick up.

Part 2 of 2:

Booking Your Pickup

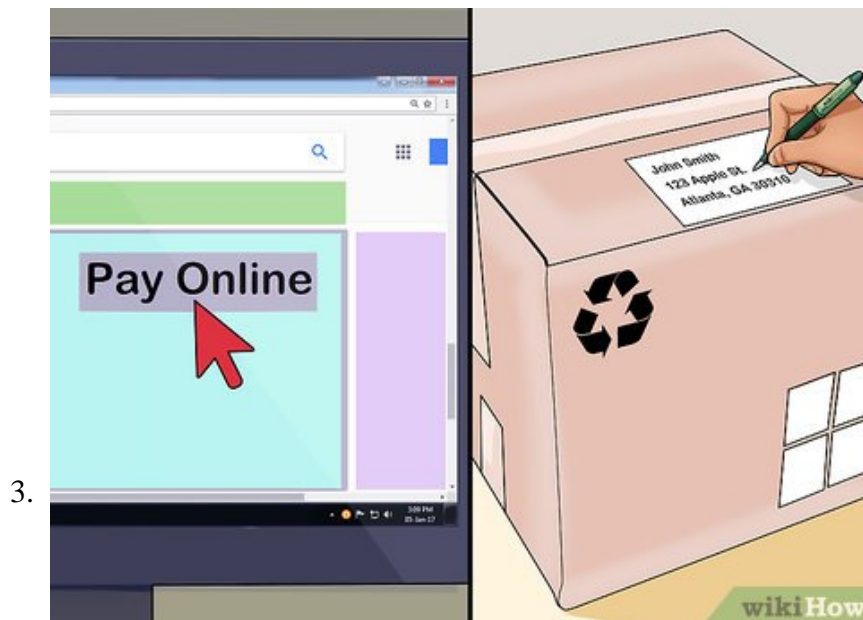


Create an account with your chosen service. This process will vary by website, but will normally require you to input some information. You will likely be asked to enter your name, address, phone number, email address, and some form of payment information. This will make the process of arranging a pickup much easier.



Select a location for pickup. If you would like the package picked up from your house, simply use your home address. However, if you are working from another location, make sure you carefully enter the address to avoid any confusion. Some couriers will allow you to select a time, but many places give you a window of time that your package will be picked up within.^[6]

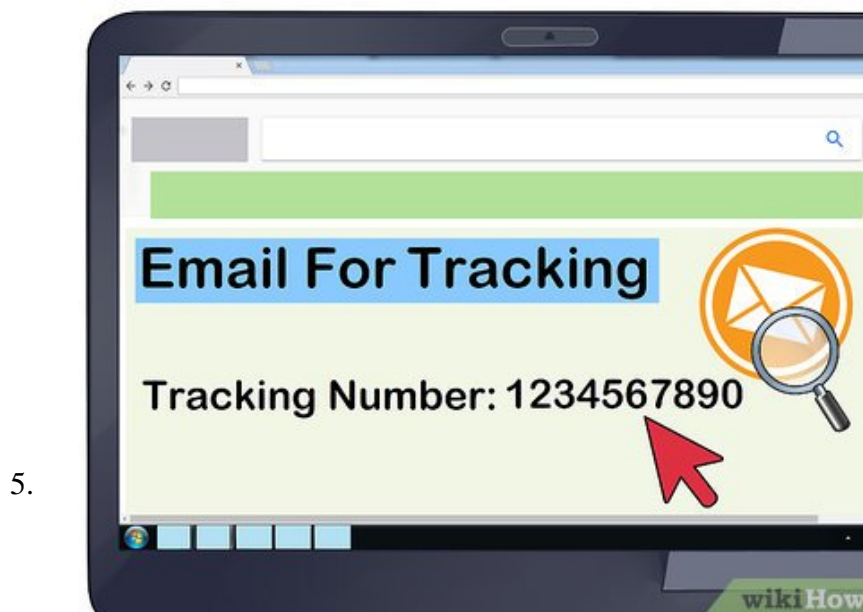
1. Depending on the location you are sending the package to and the time frame it will take to get the package there, the price will vary. Make sure to check the price once more before booking a pickup time.



Pay for and print your label. Once you have selected a location, you can confirm your pickup and pay. This will generate a label for your parcel that you can either print out and affix to the packaging, or simply copy the label information onto the package in clear handwriting using a marker.^[7]



Wait for collection by a courier. The courier should arrive during the time allotted by the company. Be patient and make sure you are home during this time. If your courier is late or doesn't show up, call the customer service number provided on the company website or in your confirmation email.^[8]



Track your parcel. Once your parcel is picked up, you should receive an email for tracking or be able to use your confirmation number provided. This will let you see where your package is located from pickup to delivery at any point.^[9]

1. If at any point you see that your package is delayed, or if it gets delivered incorrectly, tracking the package can help you ensure that the problem is dealt with quickly.

You finished reading the article "**How to Arrange a Courier Pick Up**" edited by the [TipsMake](#) team. We hope this article has provided you with many useful tech tips and tricks. You can search for similar articles on tips and guides. Thank you for reading and for following us regularly.
