

How to adjust Mazda lips, lip wings swallow on the phone

You can edit your lips into mazda lips, swallow lips and simple lips with this application.

Mazda lips, also known as swallow's lips, are a new model of lips that makes many sisters curious to sit still. This sample of lips is being shared by many people on social networking sites and is becoming a hot trend in 2019.

If we look at it for the first time, we will see mazda lips, this swallow's lips are not much different from the heart. Just the shape of this lip pattern makes us think of the swallows wing image of the past, besides it is similar to the famous car maker Mazda logo.

Due to new and strange, this lip model is making many women race to do it, if you are also trying to adjust mazda lips, adjust the swallow's lips to show off to your friends, then follow the instructions under this article.

1. How to hide photos and videos on iPhone using SafeVault
2. How to add depth control to iPhone camera images
3. How to resize photos on iPhone mass

How to adjust Mazda lips, lip wings swallow on iPhone

Step 1: First to adjust Mazda lips and lips with swallowing phone you will have to resort to Meitu photo editing application. Currently this app is available on **Google Play** and **App Store** , you can download Meitu quickly under the link below.

1. Download Meitu for iOS
2. Download Meitu for Android

After downloading and installing Meitu, please start up and choose **Beauty** . You will then be transferred to the photo album on your device, at which point you can choose your existing selfie photo or take a new one by clicking **Capture** above.

meitu



Sửa ảnh

Làm đẹp

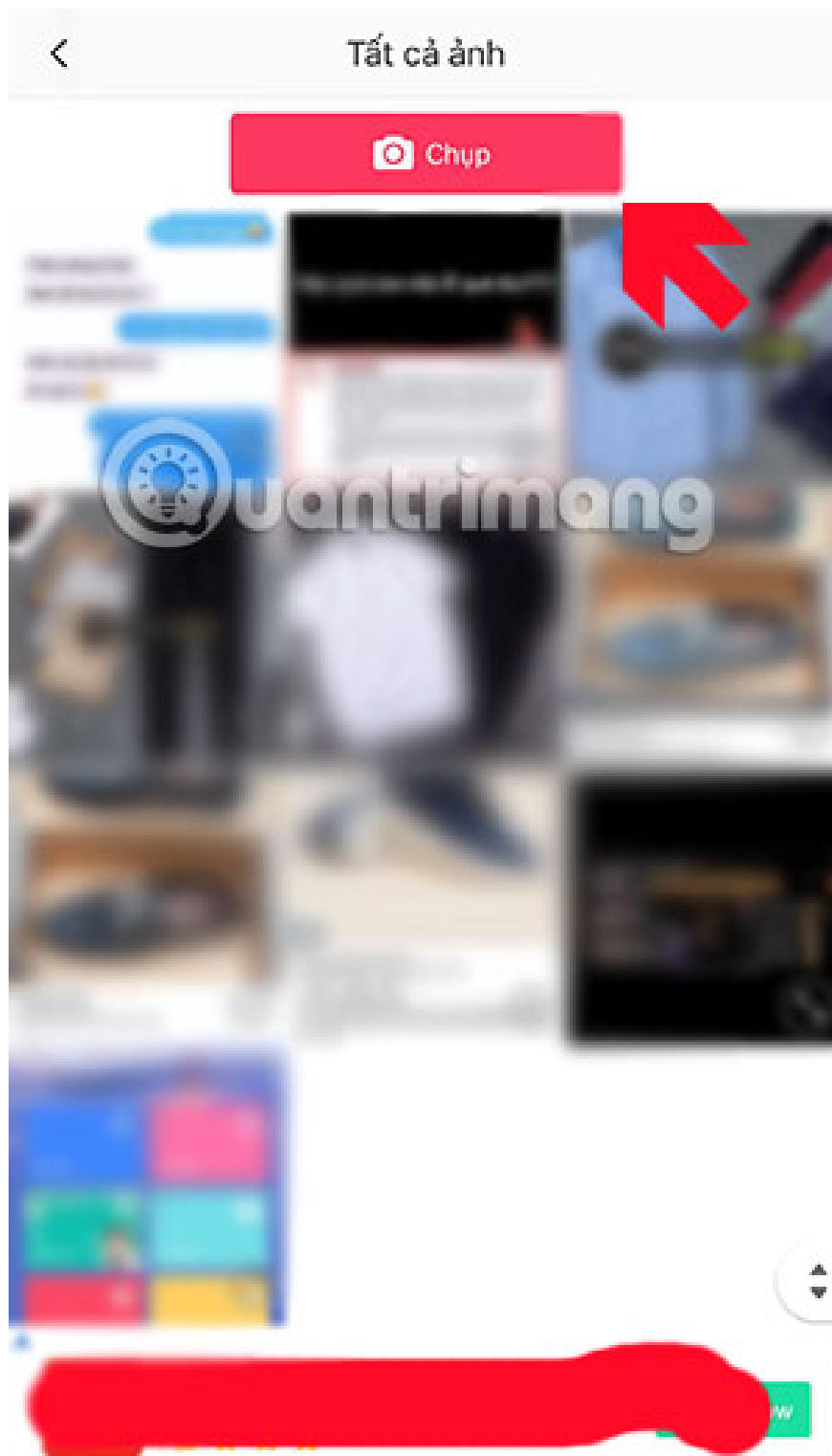
Meitu AI

Ghép ảnh

Nội dung

Mẹo





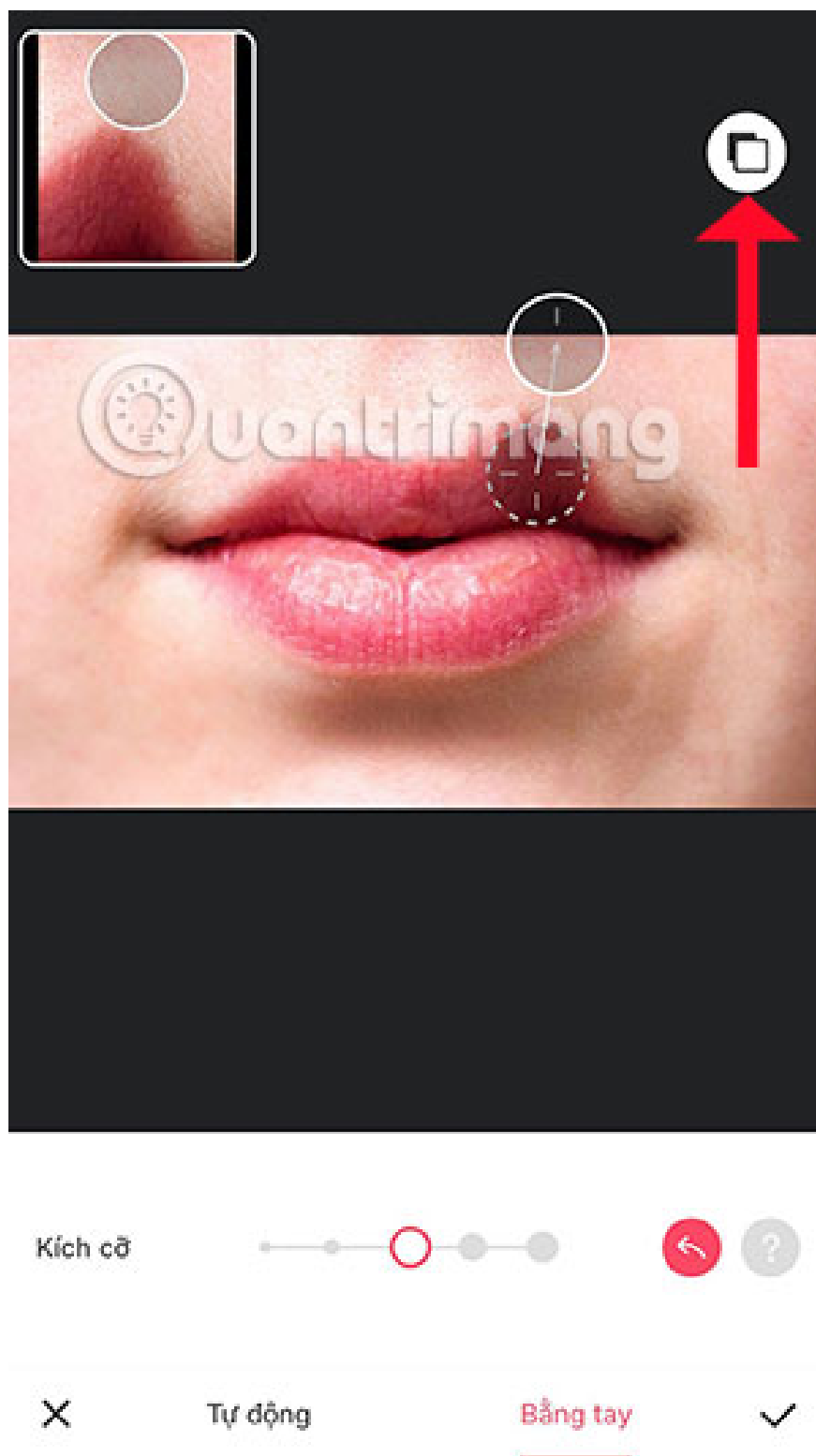
Step 2: Next, select the **Thon** tool, when you select this tool, you will have the size of the edit bar below. You can enlarge the image to make it easy to edit, if you make a mistake you can click the pink arrow next to the size editing bar to undo it.

To compare two photos before and after editing, click on the icon in the upper right corner. When you finish editing the Mazda lip, press the V mark in the lower right corner to save.



Quentrieng

Sáng da Sửa dạng **Làm thon** Mụn Viền Nâng C Sửa



Step 3: Next you can choose **Save & Share** or **Back** to edit next, then you choose the application to share like Instagram, Facebook, Wechat .



 Sửa dạng

 Làm thon


 Mụn

 Viền

 Nâng Cơ

 D
N

 Sửa



Đã lưu ảnh



Chia sẻ trực tiếp ảnh với độ phân giải cao



WeChat



Khoảnh khắc



Bạn bè QQ



Instagram



IG story



Facebook

So you have a mazda lips, swallow lips right with the current hot trend to show off to friends with the mazda Meitu lip repair application. Note that you should take your selfie so that the shooting angle is most convenient for editing mazda lips.

You finished reading the article "**How to adjust Mazda lips, lip wings swallow on the phone**" edited by the [TipsMake](#) team. We hope this article has provided you with many useful tech tips and tricks. You can search for similar articles on tips and guides. Thank you for reading and for following us regularly.

