

# How to add your business address to Google Maps

By listing your business address on Google Maps, customers can find your location easily and conveniently. Having your location listed on Google Maps is considered an advantage if you are doing business in fields such as: eateries, cafes, restaurants, hotels, etc.

Adding your business address to Google Maps is a free service offered by Google. This service is called Google Place Business Listing. Any business, large or small, established or newly established, can list their address here, making it easier for customers to find your business.

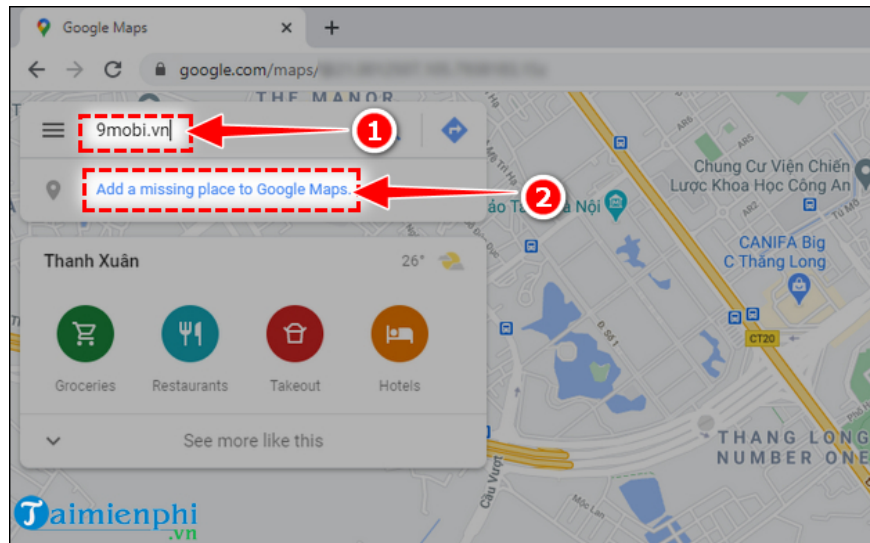


Instructions on how to add your business address to a map.

Open your browser and go to Google Maps: **HERE**.

Log in to your Google account.

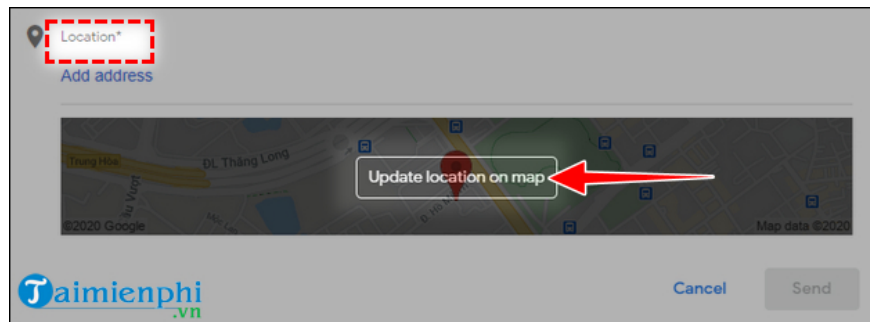
On the Google Maps search page, enter **your business name** --> Click on the " **Add a missing place to Google Maps**" option below.



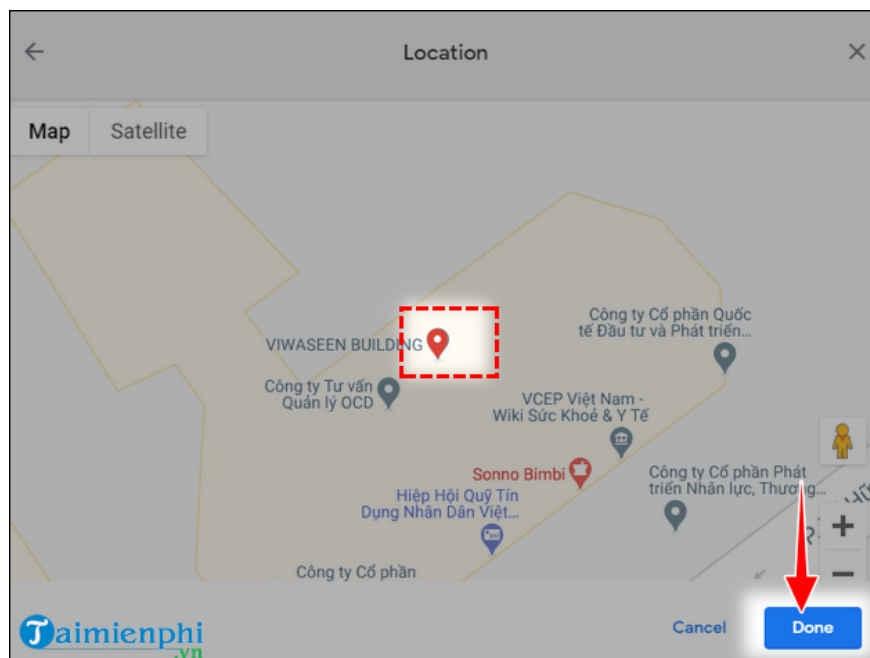
The interface for adding a business address to Google Maps will appear as shown below.

First, in the **Name** field , enter the name of your company or business. **In the Category field** , select the industry you are operating in.

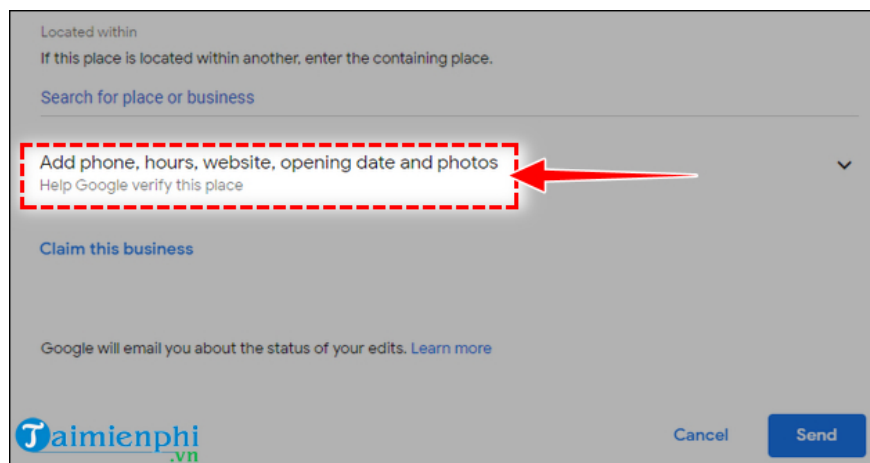
Below the **Location** section , click on **Update location on map**.



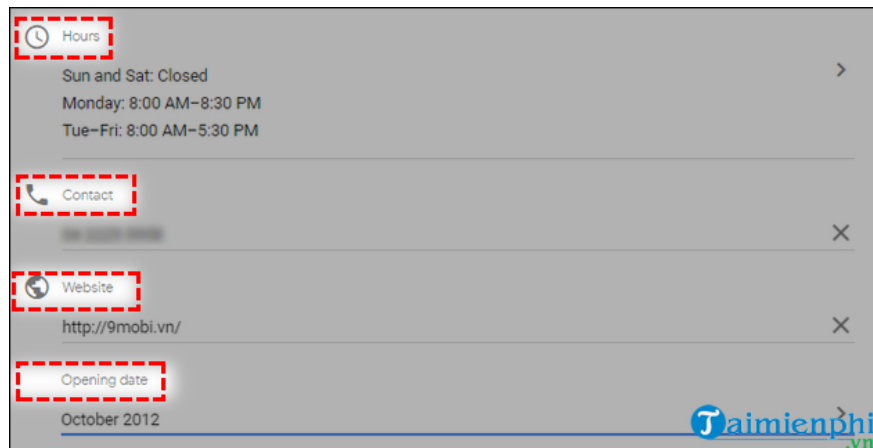
**Move the red GPS icon** to your business or company location. After successful setup, click **Done** to save.



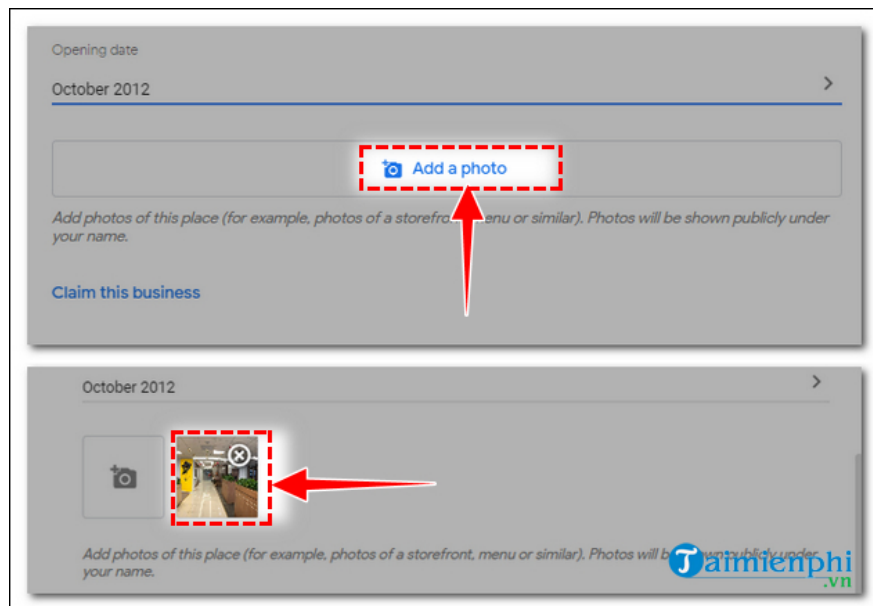
Continue scrolling down and click on: **Add phone, hours, website, opening date and photos**.



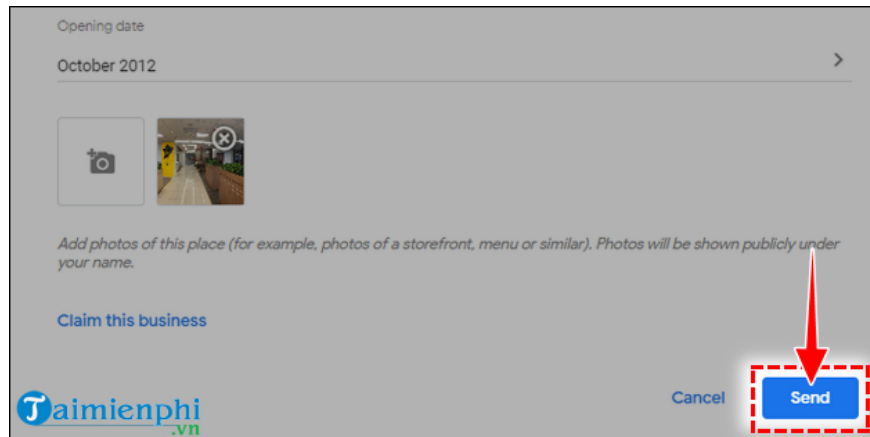
Here you will set up items such as: **Hours** (Working hours), **Contact** (Contact phone number), **Website** (Company website), **Opening date** (Opening date).



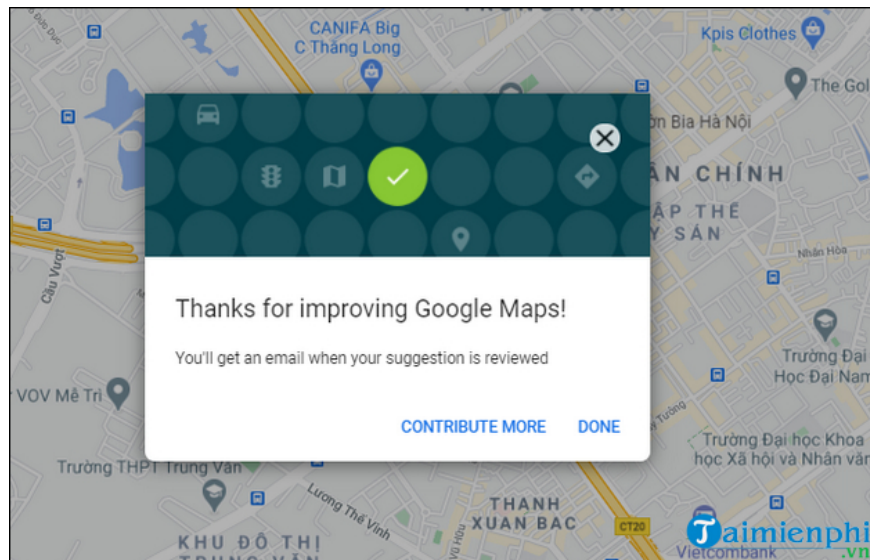
Next, click on the " **Add a photo**" function and add images of your company or business.



Once you've completed the settings, click Send to send the message.



At this point, Google will send you a notification saying: "Thank you for improving Google Maps!" You will receive an email confirming your business address on Google Maps as soon as your suggestions above are reviewed by Google.



Above are detailed instructions on how to add your business address to Google Maps that TipsMake wants to share with you. Additionally, if you are having difficulty adding Google Maps to your website, please refer to the step-by-step instructions in our article.

You finished reading the article "**How to add your business address to Google Maps**" edited by the [TipsMake](#) team. We hope this article has provided you with many useful tech tips and tricks. You can search for similar articles on tips and guides. Thank you for reading and for following us regularly.